

# Key To BUDDING BEAVERS



## MUMBAI

4940/1B, Dhobiwadi, Dr. Jaykar Marg, Opp. Datta Mandir, Thakurdwar,  
Mumbai - 400 002.

**Only Calling:** 8291852601

**Calling & Whatsapp:** 9322531798 / 8291852631 / 8291972352

**Website:** [www.navjeevanpublications.com](http://www.navjeevanpublications.com)

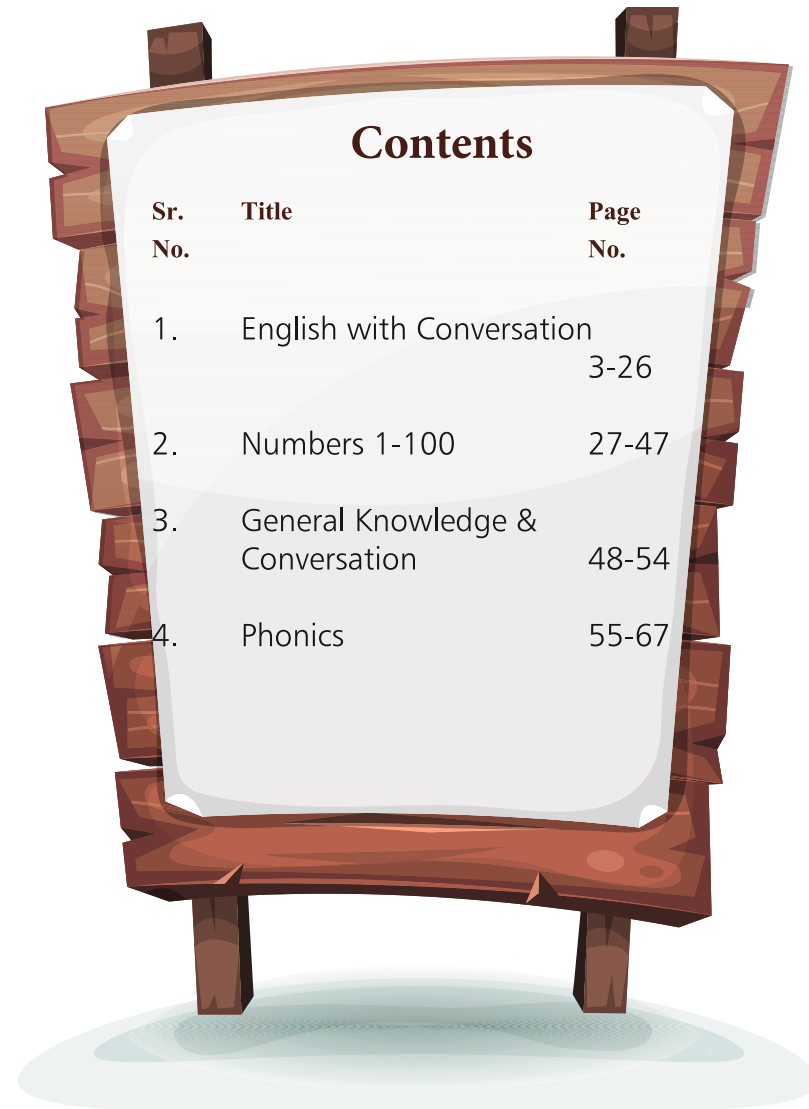
**Enquiries:** [info@navjeevanpublications.com](mailto:info@navjeevanpublications.com)

**Sales:** [acc.nppl@gmail.com](mailto:acc.nppl@gmail.com)

## PUNE

470 /471, Raviwar Peth, Nandan Residency, 1<sup>st</sup> Floor,  
Phadke Haud, Pune - 411 002.

**Tel.:** (020) 24432951 / 7066835645



## Contents

Sr. No.	Title	Page No.
1.	English with Conversation	3-26
2.	Numbers 1-100	27-47
3.	General Knowledge & Conversation	48-54
4.	Phonics	55-67

Activity 1 - Page 19

Fill in the correct vowels (a, e, i, o, u)

c a t

m a n

p a n

h u t

b u g

w a g

h e n

s a t

p e t

p i n

l e g

p i g

b u n

t i n

d i p

s i p

s i t

l i t

p o d

b o x

Activity 2 - Page 20

Fill in the correct vowels (a, e, i, o, u)

r o d

b o x

h o t

f o x

c a p

b u n

f a n

c u b

r u b

r a y

h o p

m o p

b u s  
c a n  
g u n  
d i g

b e d  
f i g  
j u g  
b a t

Activity 3 - Page 21

Fill in the missing vowels.



c u p  
b e ll  
s i x  
b u n

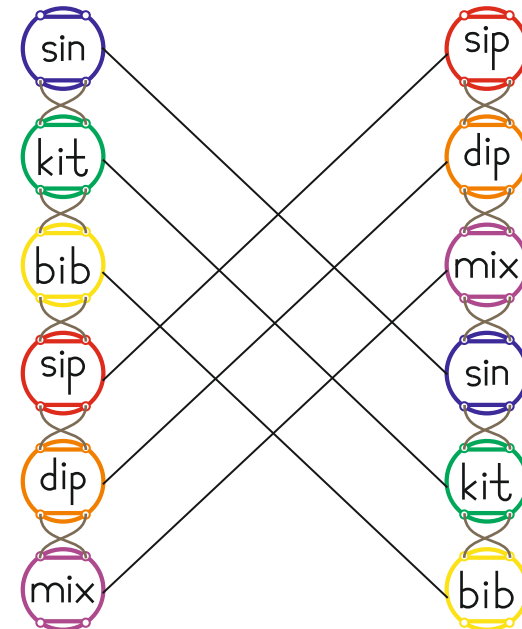
Complete the following.



a t a p  
an a xe  
a b i n  
an o wl


Activity 4 - Page 33

Read and match.



Activity 5 - Page 37

Look at the pictures and circle the correct word.



a mat / a cat



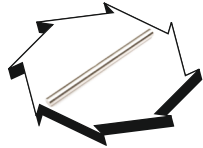
a well / a bell



a log / a dog



a pin / a bin



a rod / a cod

Activity 6 - Page 38

Look at the pictures and circle the correct word.



a den / a hen



a well / a bell



a jug / a mug



a cot / a pot



a bib / a rib

Activity 7 - Page 39

Write the correct letters.

t ag



h at



n e t



p e n



m u g



h u t



Activity 8 - Page 40

Write the correct letters.

10

t en



l i p



n u t



m op



l o g



b u g

Activity 9 - Page 41

Read and circle the correct words.



free tree



hat mat




mice nice



cake lake



sun son



look book

Activity 10 - Page 44

Complete the following using 'a' or 'an'.



an egg



a hut



a pot



an inkpot



a jam



a key



an apple












an orange



an umbrella



Activity 11 - Page 45





Complete the following using 'a' or 'an'.

 <u>a</u> bag	 <u>an</u> eagle
 <u>an</u> eye	 <u>a</u> fox
 <u>a</u> bun	 <u>a</u> glass
 <u>a</u> kite	 <u>an</u> urn
 <u>an</u> aeroplane	

Activity 12 - Page 46







Look, read and circle the correct word.

 <u>ant</u> ass axe	 <u>boat</u> coat goat
--	---

 <u>sun</u> bun run	 <u>tub</u> rub cub
 zoo <u>tie</u> tail	 bat <u>cat</u> hat

Activity 13 - Page 49

Read and match.

 a pencil and	 a moon
 a bat and	 an eraser
 a star and	 a ball

Activity 14 - Page 51

Look at the pictures and write sentences using 'This'.



This is a fish.

This is a fish.



This is a tin.

This is a tin.



This is a book.

This is a book.



This is a top.

This is a top.



This is a mop.

This is a mop.

Activity 15 - Page 53

Match the pictures to the sentence and rewrite the correct one.

That is a hen.

That is a hut.

That is a hut.

That is an apple.

That is an egg.

That is an apple.

That is a kite.

That is a knife.

That is a kite.



Recap - Page 54

Fill in the blank using 'a' or 'an'.



an apple

a star



a lock

an octopus



Read and match.




a pencil and




a bottle



a ice-cream and



an eraser



a bag and



a cake

Recap - Page 55

Use 'This' and 'That'.



This is a cake.

That is a candle.



This is a leaf

That is a plant.



This is a jet.

That is a star.



This is a ball.

That is a cat.



This is a mango.

That is a fig.





Recap - Page 56

Match the pictures to the sentences.

That is a box.

This is a box.

That is a swan.


This is a swan.

This is a pen.

That is a pen.

This is a chocolate.

That is a chocolate.



What is this?

This is a moon.

What is this?

This is a bag.

What is this?

This is a cup.

What is this?

This is a fish.

Introduction to 'What' - Page 57

Answer the following.



What is this?

This is a lock.

Activity 16 - Page 59

Look and write 'one' and 'many'.




one

many



one



many



one



many



one



many

### Activity 17 - Page 62

Match the pictures to the sentences.



These are trees.

Those are trees.



These are kites.

Those are kites.



These are buns.

Those are buns.



These are houses

Those are houses

### Introduction to 'in' and 'on' - Page 63

Complete the following.



The bird is on the tree.



The fish is in the bowl.



The cup is on the table.



The milk is            in  
the bottle.



The book is            in  
the bag.

Introduction to 'under' - Page 64

Complete the following.



The cup is            under  
the table.



The cat is            under  
the mat.



The rat is            under  
the tree.



The cap is            under  
the chair.



The boy is            under  
the fan.

Introduction to 'near' - Page 65

Complete the following.



The bat is            near  
the ball.



The chair is            near  
the table.



The well is            near  
the house.



The flower is near  
the mushroom.



The pen is near  
the book.

### Activity 18 - Page 66

Fill in the blanks with prepositions.



The lamp is on  
the table.



The ship is on  
the water.



The car is near  
the tree.



The shoes are near  
the table.



The cat is in  
the box.

### Activity 19 - Page 67


Fill in the blanks with prepositions.



The boat is under  
the bridge.



The pup is near  
the boy.



The hen is near  
the chick.



The glass is on  
the table.



The man is in  
the van.

Activity 20 - Page 68

Match the word to its picture.

bat

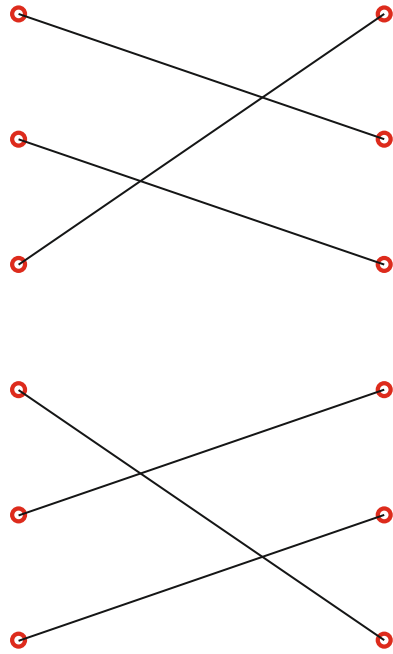
leg

bag

fig

tin

bun



Activity 21 - Page 69

Match the rhyming words.

ram

van

tap

jet

mix

rib

cap

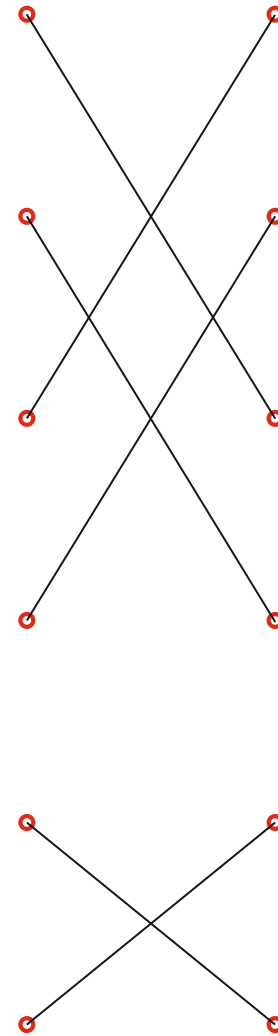
pet

jam

fan


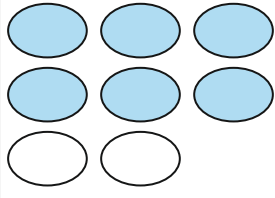
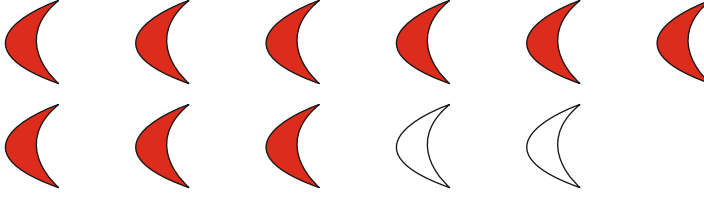


nib

six






Activity 1 - Page 6



Colour the number of objects given in the box. For example, colour three mangoes in the first box.

 <div style="border: 1px solid black; padding: 2px; display: inline-block; margin-left: 10px;">3</div>	 <div style="border: 1px solid black; padding: 2px; display: inline-block; margin-left: 10px;">6</div>
 <div style="border: 1px solid black; padding: 2px; display: inline-block; margin-left: 10px;">9</div>	
 <div style="border: 1px solid black; padding: 2px; display: inline-block; margin-left: 10px;">1</div>	 <div style="border: 1px solid black; padding: 2px; display: inline-block; margin-left: 10px;">5</div>

Activity 2 - Page 7

Count and write the number.

	4
	9
	7

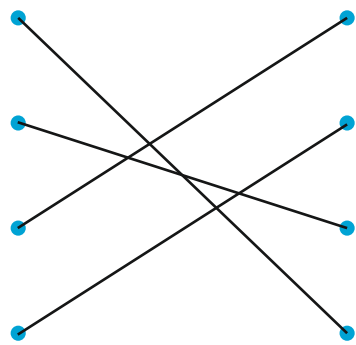
	3
	5

Activity 3 - Page 8

Write the number names of.

1 = <u>one</u>	6 = <u>six</u>
2 = <u>two</u>	7 = <u>seven</u>
3 = <u>three</u>	8 = <u>eight</u>
4 = <u>four</u>	9 = <u>nine</u>
5 = <u>five</u>	10 = <u>ten</u>

Match the number name with numeral.

Nine		6
Four		8
Six		4
Eight		9

### Activity 4 - Page 18

Write the numbers from 1 – 25.

T	O	T	O	T	O	T	O	T	O
	1		6	1	1	1	6	2	1
	2		7	1	2	1	7	2	2
	3		8	1	3	1	8	2	3
	4		9	1	4	1	9	2	4
	5	1	0	1	5	2	0	2	5

Fill in the missing numbers.

19 20 21 22 23

15 16 17 18 19

21 22 23 24 25

### Activity 5 - Page 19

Write the following numbers in ascending order.

8 3 5 10      3 5 8 10

25 21 22 23      21 22 23 25


Write the following numbers in descending order.

19 7 16 11 19 16 11 7

14 25 15 4 25 15 14 4

### Activity 6 - Page 20

Choose from the given options the number that comes in between.



15 16 17

9 10 11





22 23 24

18 19 20


Activity 7 - Page 21

Count and write the number and number names.



11 eleven

20 twenty



17 seventeen

13 thirteen

Circle the correct number.

Twelve - 10 12 18

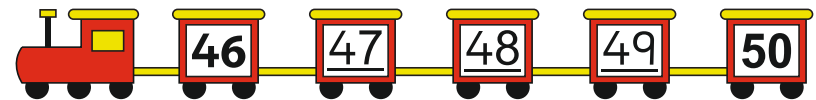
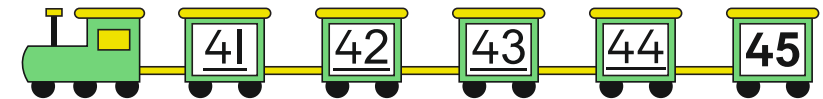
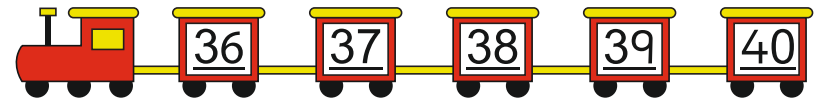
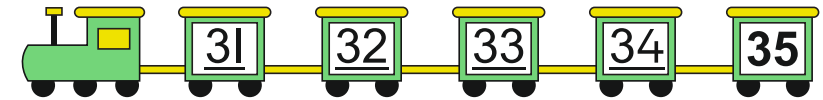

Fifteen - 15 17 19

Eighteen - 17 11 18

Sixteen - 12 16 20

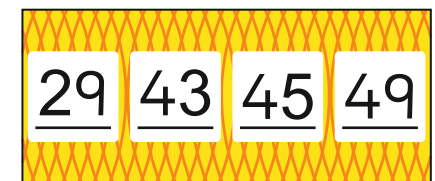

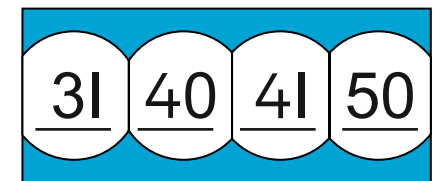

Activity 8 - Page 35

Write numbers 26 to 50.




Activity 10 - Page 37

Write the following numbers in ascending order.





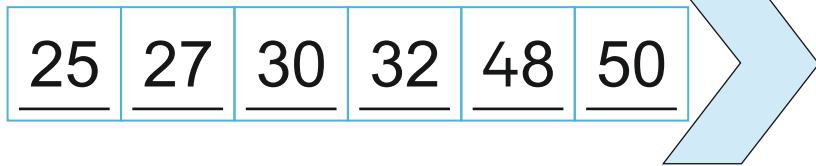
Write the following numbers in descending order.



Activity 11 - Page 38


The numbers are jumbled. Arrange them in order by counting forward.

Forward



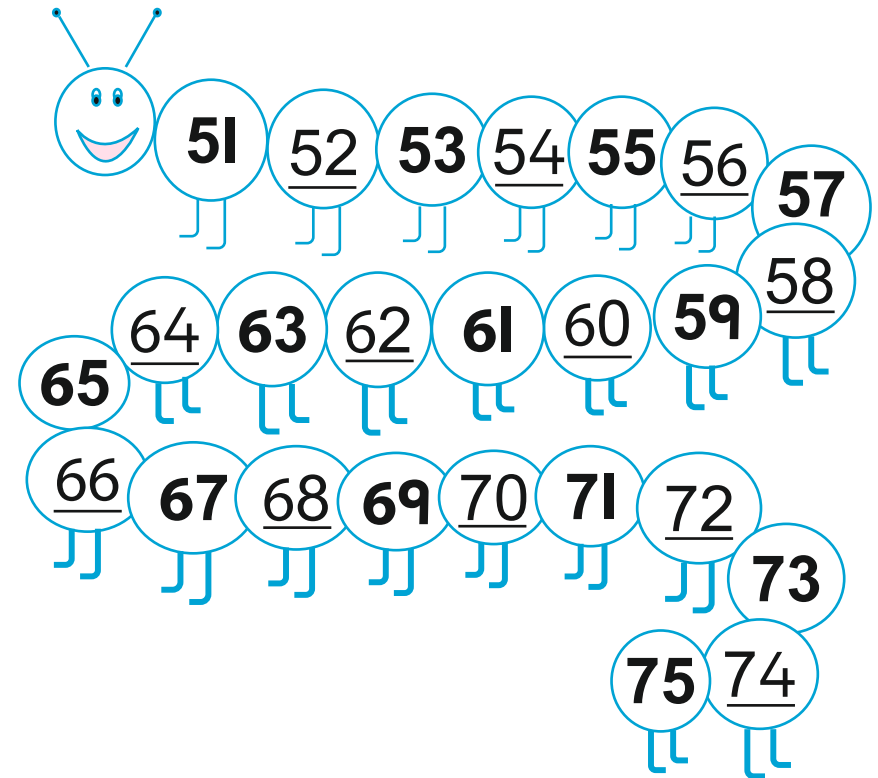
Activity 12 - Page 39

What comes in between? Write the missing number.



Activity 13 - Page 53

Write the missing numbers.



### Activity 14 - Page 54

Match each number to the next number.

53		69
68		54
73		65
59		74
64		60

### Activity 15 - Page 55

Write the following numbers in ascending order.

68 54 74 71 54 68 71 74

60 70 75 55 55 60 70 75

Write the following numbers in descending order.

52 73 58 75 75 73 58 52

59 74 57 61 74 61 59 57

### Activity 16 - Page 56

Match the pictures of objects to the shapes.


### Activity 17 - Page 70



Write the number that comes in between.

9	<u>10</u>	11
75	<u>76</u>	77
11	<u>12</u>	13
3	<u>4</u>	5
90	<u>91</u>	92
39	<u>40</u>	41

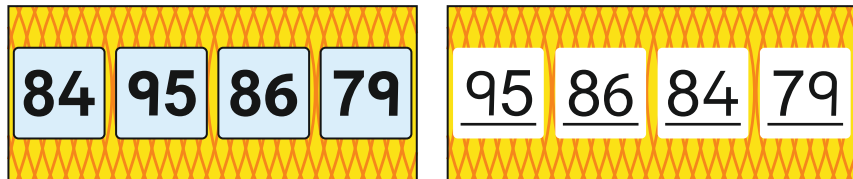
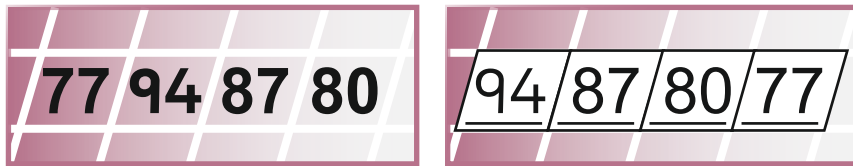
59	<u>60</u>	61
98	<u>99</u>	100
27	<u>28</u>	29
44	<u>45</u>	46
18	<u>19</u>	20
52	<u>53</u>	54

### Activity 18 - Page 71

Write the following numbers in ascending order.



Write the following numbers in descending order.




### Activity 19 - Page 72

What comes after? Write the number that comes just after.



### Currency - Page 74

Find the total value of the currency notes and coins.














Tick (✓) the correct currency notes and coins that you need to buy the given item.





## Ordinal Numbers - Page 76


Tick (✓) the correct position of the fruits.


									
1 <sup>st</sup>	2 <sup>nd</sup>	3 <sup>rd</sup>	4 <sup>th</sup>	5 <sup>th</sup>	6 <sup>th</sup>	7 <sup>th</sup>	7 <sup>th</sup>	9 <sup>th</sup>	10 <sup>th</sup>

  
 First  Ninth  Seventh


  
 First  Ninth  Fifth


  
 Fourth  Second  Sixth


  
 Fourth  Eighth  Second


  
 Fifth  Ninth  Third

  
 First  Ninth  Seventh

  
 First  Ninth  Eighth

  
 Sixth  Ninth  Seventh

  
 First  Sixth  Fifth

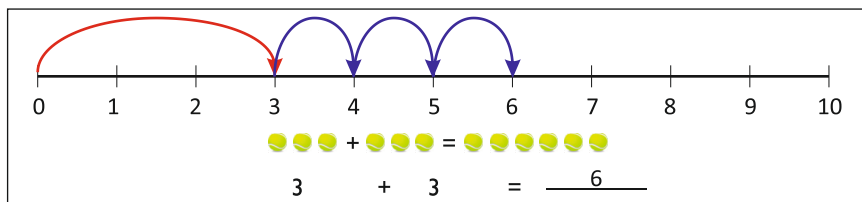
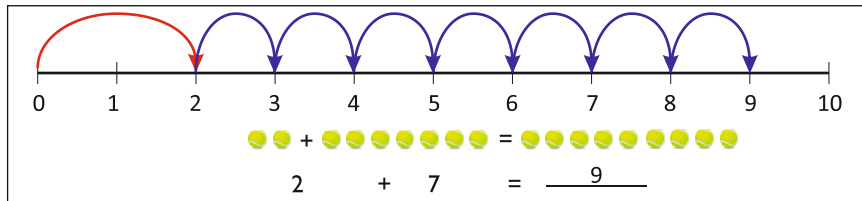
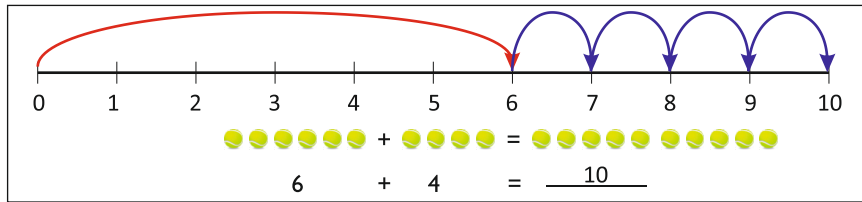
  
 Tenth  Ninth  Fifth

## Month of the Year - Page 80

Write in the correct order.

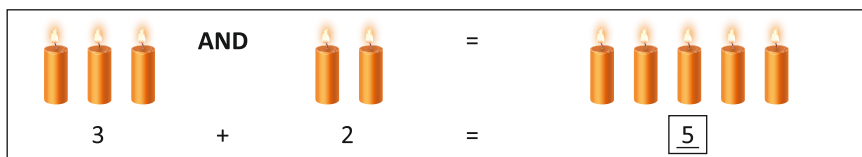
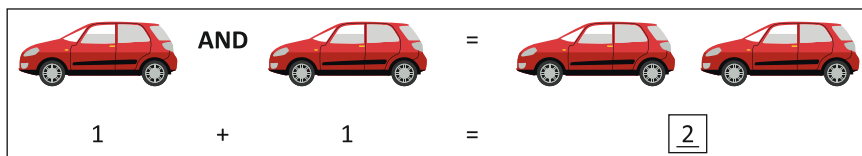

January ①	February ②	March ③
April ④	May ⑤	June ⑥
July ⑦	August ⑧	September ⑨
October ⑩	November ⑪	December ⑫

### Number Line - Addition - Page 81

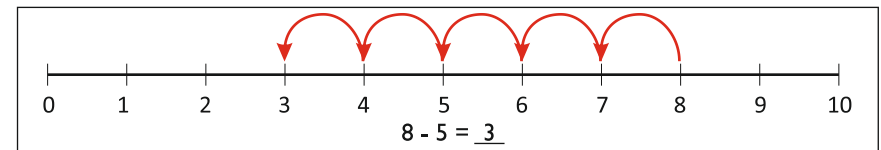
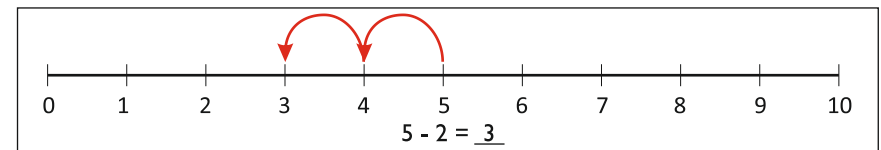
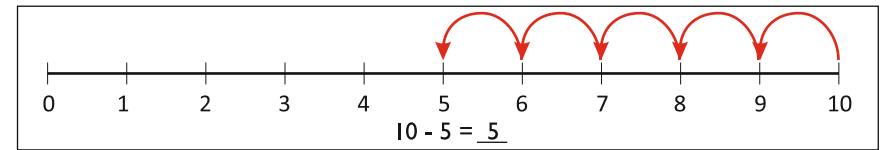


### Addition - Page 82

Count and add.





### Number Line - Subtraction - Page 83



### Subtraction - Page 84


Subtract the following.




## Time - Page 85

Tick (✓) the correct clock.


Which of these clocks shows the time 2 O' clock?



Which of these clocks shows the time 5 O' clock?




Which of these clocks shows the time 9 O' clock?



## Activity 21 - Page 86

Colour the stars with the colour code given in the box.

77 - Red 94 - Blue 81 - Orange 100 - Green 86 - Yellow



## Activity 23 - Page 88

Write the number that comes just after.

7	8	26	27	51	52
35	36	16	17	30	31
48	49	72	73	22	23

Write the number that comes just before.

<u>12</u>	<b>13</b>	<u>55</u>	<b>56</b>	<u>43</u>	<b>44</b>
<u>19</u>	<b>20</b>	<u>37</u>	<b>38</b>	<u>97</u>	<b>98</b>
<u>9</u>	<b>10</b>	<u>60</u>	<b>61</b>	<u>78</u>	<b>79</b>

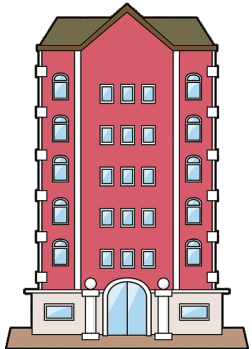





Activity 24 - Page 89

Write the missing numbers and help Sarah reach home.

A path of numbered circles starts from Sarah on the left and ends at a house on the right. The numbers in the circles are: 31, 32, 33, 34, 35, 36, 37, 38, 39, 40, 41, 42, 43, 44, 45, 46, 47, 48, 49, 50.

Tall and Short - Page 93

Write **T** for the picture which shows tall and **S** for the picture which shows short.

 <b>T</b>	 <b>S</b>	 <b>T</b>
 <b>S</b>	 <b>T</b>	 <b>S</b>

Heavy and Light - Page 94

Put a **H** for the object which shows heavy and **L** for the object which shows light.

<b>H</b>		<b>L</b>	
----------	---	----------	---

H



L



H



L



### Big and Small - Page 95

Write **B** for the objects which are big and **S** for the objects which are small.



S



B



B



S



S



B

## GENERAL KNOWLEDGE

### Activity 1 - Page 6

Match the situations with the right good manners we must practice.



I cover my mouth when I sneeze and say...



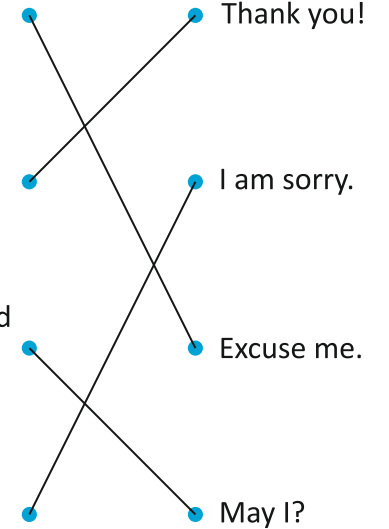
When I get something, I say...



In class, I raise my hand and say...




When I hurt someone, I say...



### Activity 2 - Page 7

Put a tick (✓) on the good table manners and a cross (✗) on things that you must not do.



Wash hands before and after eating. Spill water and food on the table.





Sit straight while eating. ✓



Eat unhealthy food. ✗



Talk with food in the mouth. ✗



Help set the table. ✓



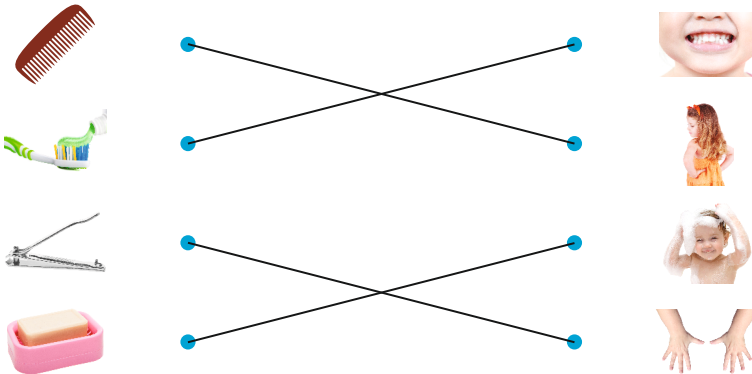
Clean the dining table after food. ✓



Play with the phone at the dining table. ✗

### Activity 3 - Page 8

Join the objects to the body part they are used to keep them clean.




### Activity 4 - Page 10

Some food are good for our body and we must try and eat them every day. Some food are unhealthy for our body. We can eat them sometimes but not every day. Tick the food items that are good for our health.



Vegetables ✓



Fruits ✓



Milk ✓

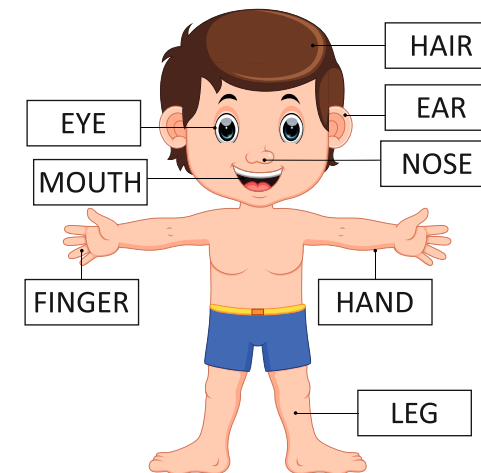


Dal and chapati ✓

### Activity 5 - Page 11

Label the parts of the body. Choose words from the box.

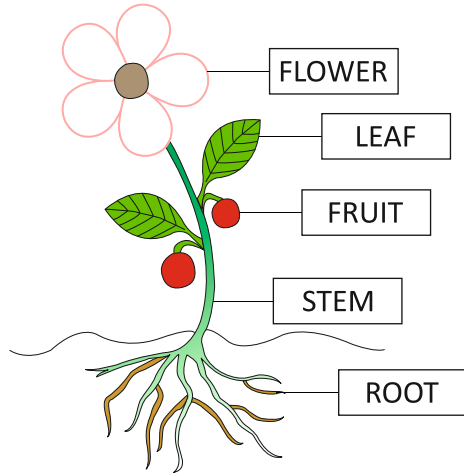
EYE HAIR EAR NOSE MOUTH HAND LEG FINGER



### Activity 6 - Page 13

Label and colour the different parts of the plant.

FRUIT LEAF FLOWER STEM ROOT




### Activity 8 - Page 22

Look at the images below and write **A** in the box for air pollution, **N** for noise pollution and **W** for water pollution.




### Activity 9 - Page 23

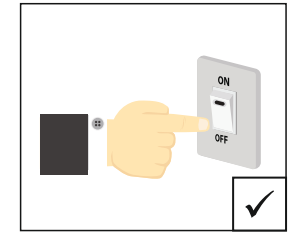
We must take care of our surroundings. Tick mark the activities that are good for our environment.



Throw trash only in dustbins.



Plant more trees.



Switch off lights and fans when not in use.

### Activity 10 - Page 25

Animals live in a place that suits their food and shelter needs. This is called their habitat.

Match the animals with their habitat.



Monkey



Camel



Dolphin



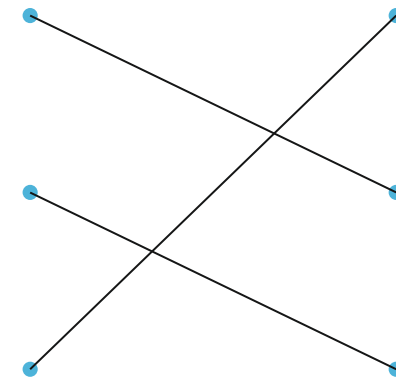
Ocean



Tree



Desert



### Activity 11 - Page 30

All the animals are hungry and waiting for food. Colour the circles GREEN for herbivores and colour the circles yellow for carnivores.



Rhinoceros



Crocodile



Hyena



Lion




Polar Bear




Deer

### Activity 12 - Page 33

Put a tick for activities that save water and a cross for activities that waste water.



Closing tap



Leaving a tap running



Using a shower for a bath



Using a bucket for a bath












Washing the car using a pipe



Using only a bucket of water to wash the car

Word Families - Page 10

Identify the pictures and read the words aloud stressing on the word families.

 <u>cat</u>	 <u>bag</u>	 <u>cap</u>	 <u>van</u>	 <u>lad</u>
 <u>net</u>	 <u>leg</u>	 <u>web</u>	 <u>hen</u>	 <u>red</u>
 <u>nib</u>	 <u>bin</u>	 <u>zip</u>	 <u>lid</u>	 <u>pig</u>
 <u>pot</u>	 <u>top</u>	 <u>dog</u>	 <u>cob</u>	 <u>fox</u>
 <u>hut</u>	 <u>bun</u>	 <u>cup</u>	 <u>bus</u>	 <u>cub</u>

/a/ Family - Page 11

Match the rhyming words.

cat		bag
pan		pad
ram		cap
rag		rat
sad		fan
tap		jam

/e/ Family - Page 13

Match the rhyming words.

red		net
leg		den
pet		bell
fell		egg
gem		bed
hen		hem

**/i/ Family - Page 15**

Match the rhyming words.

<b>bib</b>		<b>pit</b>
<b>pig</b>		<b>rib</b>
<b>sit</b>		<b>pin</b>
<b>hid</b>		<b>fix</b>
<b>dip</b>		<b>fig</b>
<b>six</b>		<b>lid</b>
<b>fin</b>		<b>lip</b>

**/o/ Family - Page 17**

Match the rhyming words.

<b>dog</b>		<b>fox</b>
<b>hot</b>		<b>pod</b>
<b>top</b>		<b>pot</b>
<b>box</b>		<b>hop</b>
<b>cod</b>		<b>rock</b>
<b>cob</b>		<b>log</b>
<b>lock</b>		<b>rob</b>

**/u/ Family - Page 19**

Match the rhyming words.

<b>hut</b>		<b>sum</b>
<b>up</b>		<b>bun</b>
<b>sun</b>		<b>pup</b>
<b>mum</b>		<b>nut</b>
<b>bus</b>		<b>bud</b>
<b>mud</b>		<b>mug</b>
<b>bug</b>		<b>us</b>

**Consonant Sounds - Page 21**










Recognise the picture and identify the ending letter sound. Write the correct letter in the blank.

 <b>tub</b>	 <b>pot</b>	 <b>bus</b>
 <b>mug</b>	 <b>rod</b>	 <b>cup</b>

		
h <u>e</u> n	b <u>o</u> x	f <u>i</u> g




### Consonant Sounds - Page 22

Recognise the picture and identify the ending letter sound. Write the correct letter in the blank.

		
t <u>o</u> p	n <u>e</u> t	v <u>a</u> n
		
p <u>i</u> g	c <u>o</u> p	n <u>i</u> b
		
b <u>e</u> d	r <u>a</u> m	c <u>a</u> b

### Short Vowel Sounds - Page 23










Recognise the picture and identify the middle letter sound. Write the correct letter in the blank.

		
h <u>a</u> t	n <u>i</u> b	p <u>a</u> n

		
b <u>a</u> g	p <u>e</u> g	r <u>a</u> m
		
n <u>u</u> t	t <u>o</u> p	b <u>u</u> g


### Short Vowel Sounds - Page 24

Recognise the picture and identify the middle letter sound. Write the correct letter in the blank.

		
h <u>e</u> n	n <u>e</u> t	p <u>i</u> n
		
b <u>u</u> n	p <u>i</u> g	r <u>a</u> t
		
f <u>o</u> x	t <u>a</u> p	b <u>u</u> d










### Activity - Page 25

Identify and write the words in the correct boxes.



### Long Vowel Sounds - Page 33

Recognise the pictures. Say the words aloud and write the long vowels in the blanks.

 <u>snai</u>	 <u>hay</u>	 <u>tree</u>
 <u>heel</u>	 <u>pie</u>	 <u>fly</u>
 <u>goat</u>	 <u>coat</u>	 <u>fuel</u>

### Tricky 'e' - Page 35

Read the short vowel words. Add tricky 'e' to each word and make a new word.

pan		pane	
kit		kite	
cub		cube	

### Silent 'r' - Page 37

Identify the pictures and say the words aloud. Write the correct letters in the blank.

 <u>car</u>	 <u>bird</u>	 <u>star</u>
 <u>corn</u>	 <u>girl</u>	 <u>fork</u>

Double Consonant 'll' - Page 39



Recognise the pictures, say the words aloud and write the correct letters in the blank (all, ell, ill, oll, ull).





 <u>bell</u>	 <u>hill</u>
 <u>doll</u>	 <u>well</u>

 <u>bull</u>
--

Beginning Blends - Page 43







Recognise the pictures, say the words aloud and write the correct consonant blend.

 <u>cr</u> own	 <u>gr</u> apes
--	---

 <u>st</u> ar	 <u>sp</u> oon
 <u>cl</u> oud	 <u>bl</u> ue

Beginning Blends - Page 45

Read the words aloud and match the rhyming words.

rain		spot
cot		scar
car		flag
bag		smell
bell		train
ape		grape



And - Page 50

The word 'and' is used to show things that are together.  
Fill in the blanks using 'and'.



a dog and a cat



a jug and a mug








a pan and a lid

Yes/No - Page 53

Identify the pictures and answer the questions in Yes or No. Tick the correct answer.





Is it a duck?  Yes  No

	Is it a leaf?	<input type="checkbox"/> Yes <input checked="" type="checkbox"/> No
	Is it a ship?	<input type="checkbox"/> Yes <input checked="" type="checkbox"/> No
	Is it a pen?	<input type="checkbox"/> Yes <input checked="" type="checkbox"/> No
	Is it a wheel?	<input checked="" type="checkbox"/> Yes <input type="checkbox"/> No
	Is it a wall?	<input type="checkbox"/> Yes <input checked="" type="checkbox"/> No

Yes/No - Page 54

Identify the pictures and answer the questions in Yes or No. Tick the correct answer.

	Are they cherries?	<input checked="" type="checkbox"/> Yes <input type="checkbox"/> No
	Are they shirts?	<input type="checkbox"/> Yes <input checked="" type="checkbox"/> No



Are they plums?  Yes  No



Are they shells?  Yes  No



Are they wings?  Yes  No



Are they shoes?  Yes  No

**A/An - Page 56**

Read aloud look at the pictures and write 'a' or 'an'.

an



a



a



an



an



a



a



an



an



a

