

Navjeevan Term Books

Standard
1

Teacher's Copy

Books - 1 to 4

- ◆ English Balbharati
- ◆ Mathematics
- ◆ Play Do Learn
- ◆ मजेत शिकूया मराठी


NAVJEEVAN




CONTENTS

Sr. No.	Book	Pg. No.
1.	Book 1	3 to 30
2.	Book 2	31 to 54
3.	Book 3	55 to 95
4.	Book 4	96 to 123

BOOK 1

English Balbharati Unit One – 1. A Happy Song

CLASSWORK

1.  - Butterfly  - Moon  - Flower
2. (1 - c) (2 - d) (3 - a) (4 - b)

2. Nature

CLASSWORK

1. a. nature b. free c. blue d. beauty

ACTIVITY

1. a. rainbow b. trees c. clouds

3. Action Time

CLASSWORK

1. (1 - d) (2 - a) (3 - e) (4 - b) (5 - c)

4. Know Each Other

CLASSWORK

1.    
- Good Morning Good Afternoon Good Evening Good Night

5. Let's Learn Alphabet

CLASSWORK

1. a. a, d, k, w, y b. B, E, J, S, Y c. h, j, m, p, q







2. (1 - c) (2 - d) (3 - e) (4 - a) (5 - b)

HOMESCHOOL

1. A, P, K, V, D, O

1.	a	apple	ant	axe	airplane
2.	b	butterfly	butter	bed	beautiful
3.	m	monkey	mat	money	moment
4.	l	lake	little	love	like

ACTIVITY

1.  - T 2.  - D 3.  - E
4.  - C 5.  - H 6.  - C

6. Frame Words













CLASSWORK

1. 1. den, hen, men, pen, ten 2. pin, tin, bin, fin, win
3. bow, cow, how, now, wow 4. fun, run, sun, bun

HOMESCHOOL

1. 1. life 2. summer 3. teacher
4. cook 5. cotton

ACTIVITY

1. 1.    
2.    
3.    

2. 1. bat bed boat hut
2. sun lock sack soap
3. cock cat dog clap
4. ladder leaf rose lemon
5. key pot pen purse
6. top toy axe tree

8. Sounds in the Middle of Words

ORAL

1. 1.

b		
c	a	t
	g	

 bag
cat
2.

j		
f	a	t
	m	

 jam
fat
2. 1.

p		
t	i	n
	n	

 pin
tin
2.

f		
b	u	n
	n	

 fun
bun
3.

b		
c	o	w
	y	

 boy
cow
4.

d		
p	e	n
	n	

 den
pen

CLASSWORK

1. 1. cab 2. hen 3. pin 4. pot 5. gun

2.

A		B	
1.	vase	a.	hat
2.	house	b.	doll
3.	duck	c.	van
4.	yell	d.	tap
5.	rope	e.	yolk
6.	tree	f.	ring

















9. Soham's Ball

CLASSWORK

1.  excuse me  thank you  happy  angry

10. Things that Go Together

CLASSWORK

1.  cup  table  ball  paint
 chair  brush  saucer  bat
 umbrella  hen  lock  pencil
 egg  key  notebook  rain
2. 1. socks 2. ink 3. milk
 4. window 5. shuttlecock 6. swimming ring

HOMEWORK

1. (1 - e) (2 - h) (3 - a) (4 - g)
 (5 - b) (6 - d) (7 - f) (8 - c)

11. Number Song

CLASSWORK

1. 1. one 2. two 3. three 4. four 5. five
 6. six 7. seven 8. eight 9. nine 10. ten

2. 1. - 3 2. - 7 3. - 9 4. - 5

3. 

4. 1. more 2. gate

Unit Two – 1. Rain

CLASSWORK

1. 1. sea
 2. 1. The rain falls on the field and tree.
 2. We see the ship at sea.

HOMEWORK

1. umbrellas, ship, trees, rain, clouds, field, sea

2. Things in my Classroom

CLASSWORK

1.  book  pencil  crayons  duster
 chalk  bag  tiffin  ruler
 compass box  sharpener  eraser  slate

HOMEWORK

1. 1. t a b l e 2. c h a l k 3. c h a i r
 4. d u s t e r 5. d o o r 6. c h a r t
 7. b e n c h 8. d u s t b i n 9. b l a c k b o a r d
 10. c u p b o a r d

3. Colours

CLASSWORK

- [To be done by students with teacher's help.]
1. trees 2. sky 3. silk
1. grass 2. sky 3. banana 4. apple
5. flower 6. carrot 7. pigeon 8. grapes

HOMEWORK

- V stands for Violet I stands for Indigo
B stands for Blue G stands for Green
Y stands for Yellow O stands for Orange
R stands for Red

ACTIVITY

- ducks, balloon, tree, house, pond, mountains, sun, flowers

4. Magic Seed

CLASSWORK

1. wide 2. fig 3. tree
- [To be done by students with teacher's help.]

5. Who are you?

CLASSWORK









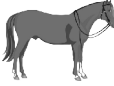



1. green 2. white 3. red 4. green
1. [To be done by students with teacher's help.]
2. spinach, ladyfinger
3. chilly, garlic

ACTIVITY

- [To be done by students with teacher's help.]
- [To be done by students with teacher's help.]

6. Be Quick

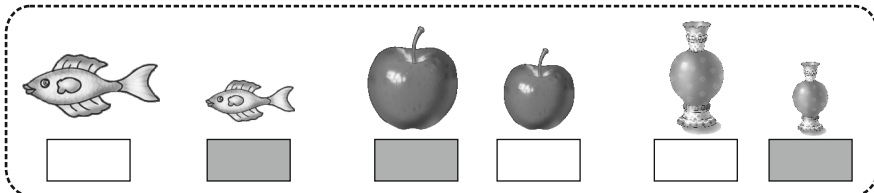
CLASSWORK

1. Tomato 2. Potato 3. Radish 4. Onion
5. Cauliflower 6. Ladyfinger 7. Carrot 8. Peas
-  cabbage  spring onion  garlic  spinach
-  apple  orange  watermelon  cherry
-  horse  elephant  giraffe  deer

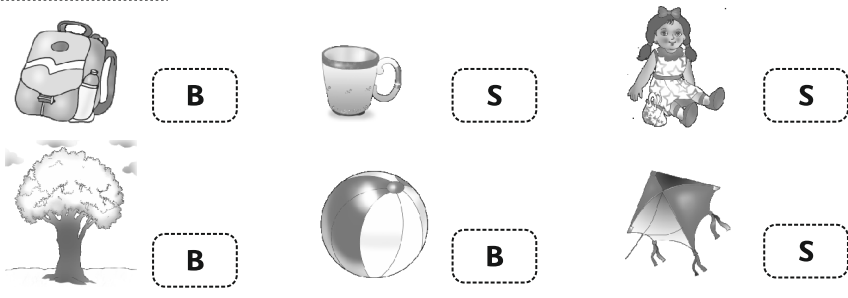
Mathematics

Part - I 1. Small - Big

Classwork

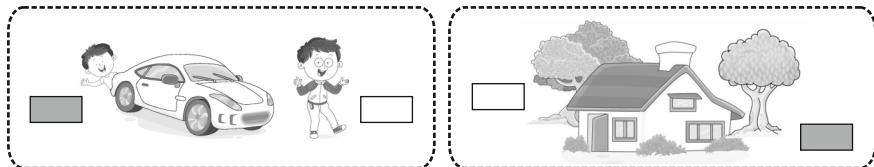


Homework

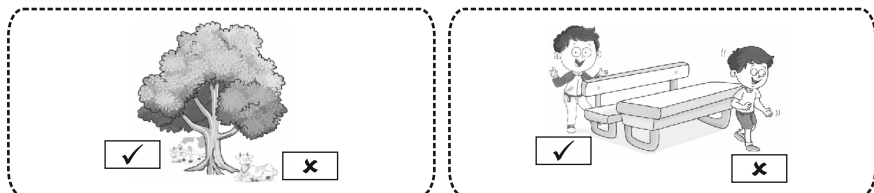


2. Behind - In Front of

Classwork

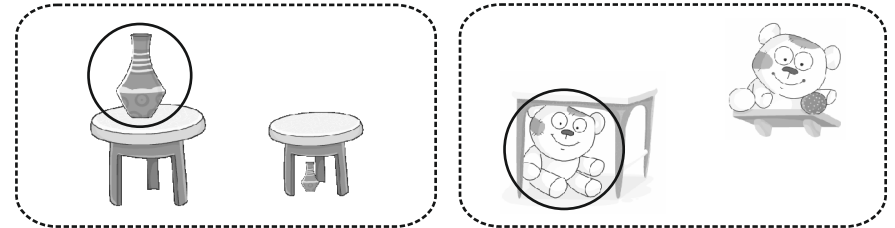


Homework


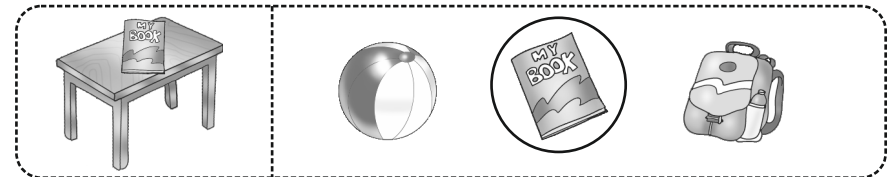


3. Above and Below

Classwork




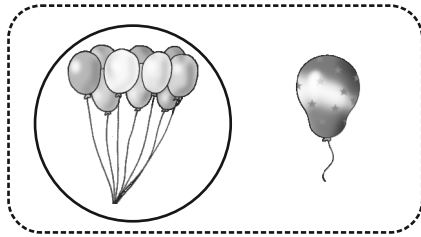
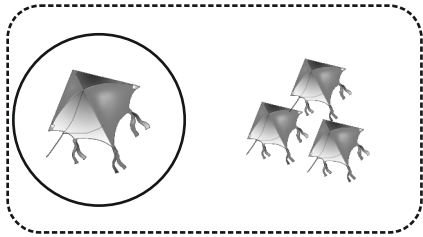
Homework




5. One - Many

Classwork







Homework



O



M



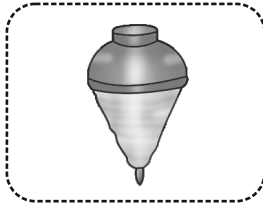
M



M



M



O

6. Find the Difference

Classwork

[To be done by students.]

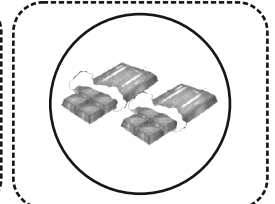

7. Understand and Write 1

Activity

Colour the nose, mouth and tongue.




8. Understand and Write 2

Activity

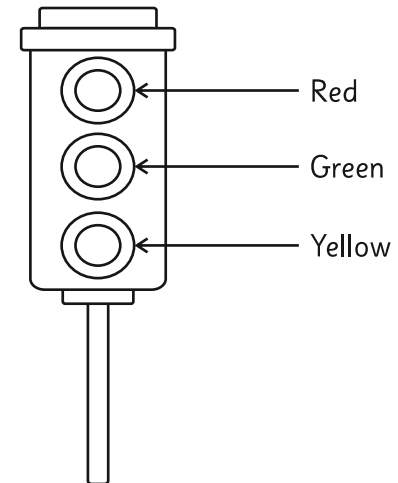


9. Understand and Write 3

Classwork



Activity



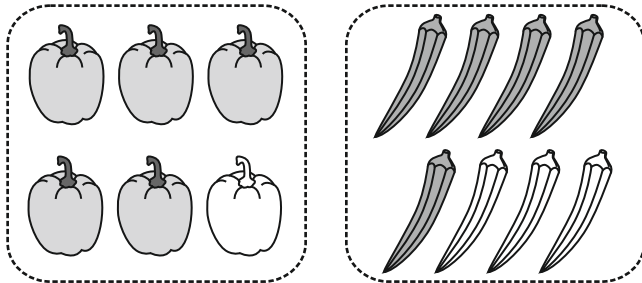
10. Understand and Write 4

Activity




11. Understand and Write 5

Classwork



12. Understand and Write 6

Classwork

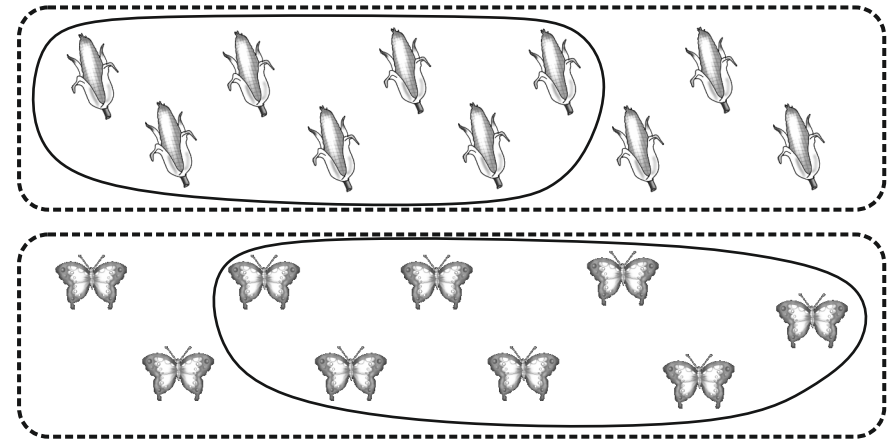


Activity

[To be done by students.]

13. Understand and Write 7

Classwork

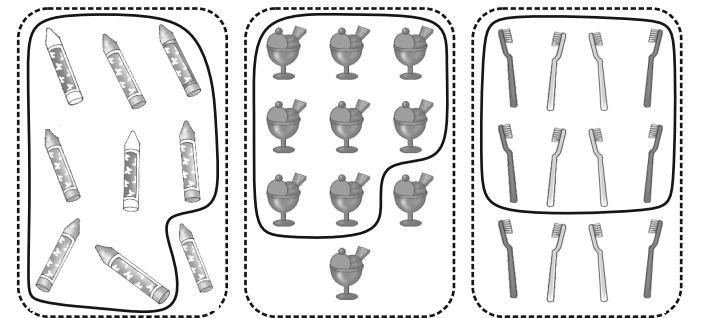


Activity


[To be done by students.]

14. Understand and Write 8

Classwork




Activity



15. Understand and Write 9

Classwork




Activity

A grid with numbers and a school illustration. The grid is 4x4. The top row contains numbers 4, 5, 6, 7. The second row contains 9, 9, 3, 2. The third row contains 1, 9, 1, 0. The bottom row contains 2, 9, 9, 9. To the left is a cartoon boy with a backpack, and to the right is a school building with 'SCHOOL' written on it.


16. Practice 1 to 9

Classwork

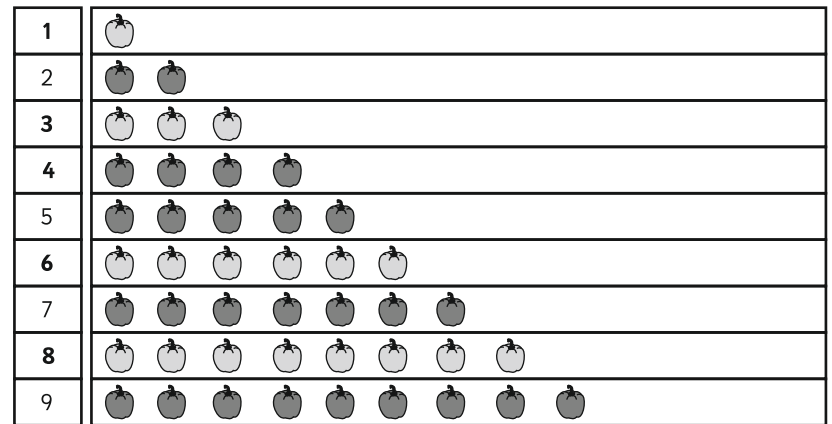
2.



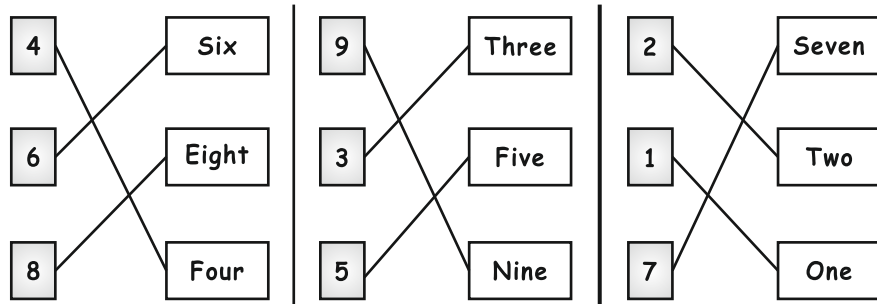
3.



4.




5.




6.




5 6 3 8




2 5 7 4




7 5 6 3



4 9 3 1

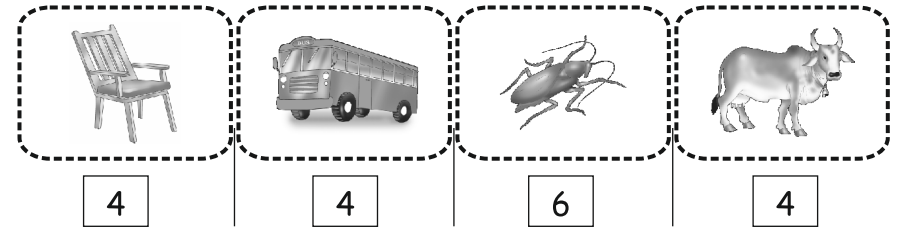


3 6 8 9



7 6 4 2

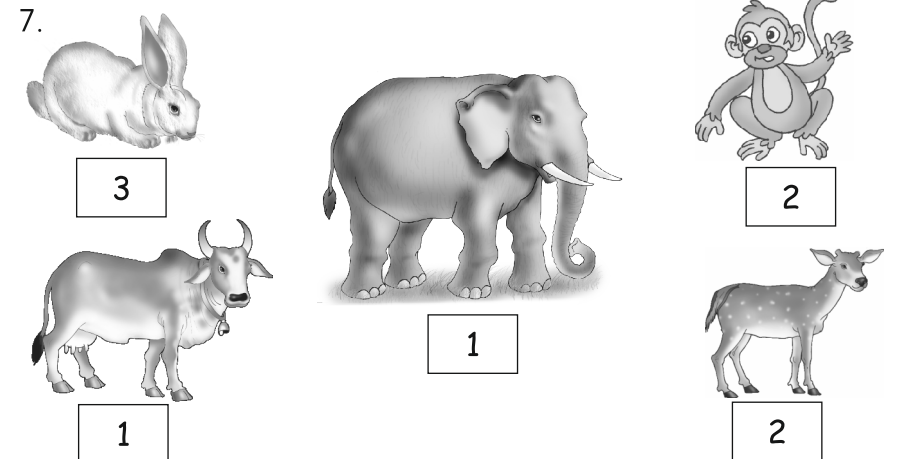
7.



8.

Picture	Numbers	
	in digits	in words
	1	One
	2	Two
	3	Three
	4	Four
	5	Five
	6	Six
	7	Seven
	8	Eight
	9	Nine

7.



Play Do Learn

Play - 1. Health

1.1 My Daily Routine

1.  8 Eating food  2 Washing hand  7 Going to School  4 Taking a bath

 5 Wear clean clothes  9 Studying  6 Combing hair  1 Rising early

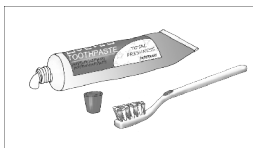
 10 Helping in household work  3 Brushing teeth  11 Playing games  12 Sleeping

2. 2, 4, 5

1, 3



The boys are playing football. They are playing on a big ground.



This is toothpaste and toothbrush. We use it to brush our teeth.

4. [To be done by students with teacher's help.]


1.2 Diet

4. (1) I eat with my mouth open / closed.
 (2) I like to talk / be quiet when I eat.
 (3) I like to run / stand when I drink milk.
 (4) I wash my legs / hands before eating.

- (5) I must drink a lot of water / cola.
 (6) I eat breakfast in the morning / afternoon.
 (7) After I come back from school in the evening. I have snacks / lunch.













3. [To be done by students with teacher's help.]

1.3 Cleanliness



Do - 1. Need Based Activities


1.2 World of Work

 Doctor	 Tailor	 Nurse	 Mason
 Farmer	 Fireman	 Barber	 Teacher
 Carpenter	 Porter	 Driver	 Cobbler

2. (1) A mason builds walls.
- (2) A green grocer sells vegetables.
- (3) A teacher helps us to learn.
- (4) A conductor gives tickets on a bus.
- (5) A cobbler repairs / mends shoes.
- (6) A sweeper cleans dirty roads.
- (7) A porter carries luggage.
- (8) A mechanic repairs things.

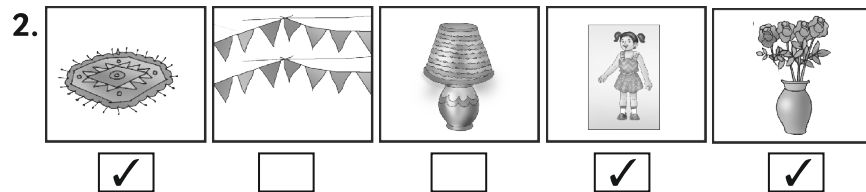
1.3 Introduction to Our Surroundings

1. This is a railway station. The train has an engine. Passengers are buying tickets before travelling. The ticket-checker is checking the tickets. There are food-stalls on the platform. There is drinking water-taps on the platform. The porters are carrying the luggage. The railway guard is giving the signal with his flag.




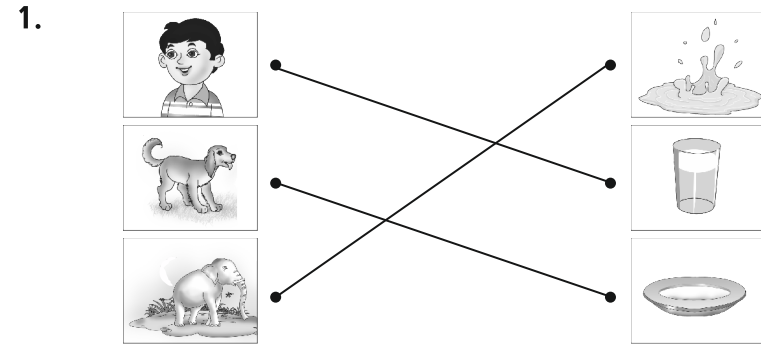
1.4 Classroom Decoration

1. [To be done by students with teacher's help.]



3. [To be done by students with teacher's help.]

1.5 The Different Styles of Drinking Water




(B) Water literacy


Water Sources

1. rain, well, waterfall, river, pond, hand pump, dam

Uses of Water




2.



(C) Disaster Management



Sunrise



Rain




River



Night



Lightning



Forest

Story formation with the help of pictures

1.

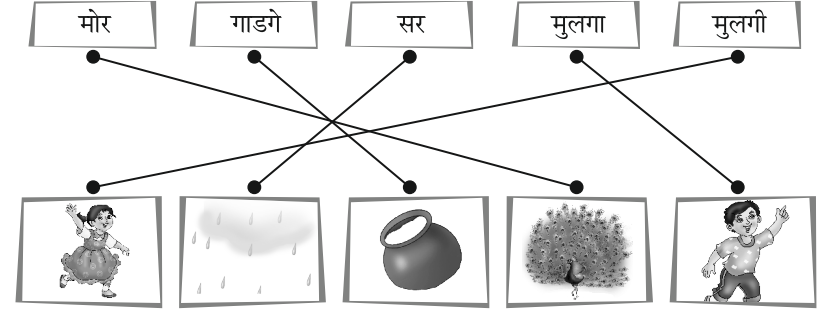


2. The sky was dark and the clouds were grey. After some time the rain started. There was heavy rain. Soon the roads started to flood. After sometime there were trees fallen.

मजेत शिकूया मराठी

१. सरी (Showers of Rain)

❖ योग्य जोड्या जुळवा.




२. दोघेही जिंकू (Both would Win)

❖ उत्तरे सांगा. (तोंडी)

(१) कुत्रा, बदक.

(२) त्यांच्यात पळण्याची शर्यत लागली.




❖ उत्तरे सांगा. (तोंडी)

(१) कुत्र्याचे पिल्लू बदकाच्या पुढे पुढे पळत होते.

(२) कुत्र्याच्या पिल्लाला रस्त्यात नदी दिसली.

(३) कुत्र्याचे पिल्लू नदीच्या तीरावर थांबले.




❖ उत्तरे सांगा. (तोंडी)

(१) पिल्लू थांबल्यावर तेथे बदक आले.

(२) नदी कशी पार करायची ते पिल्लाला समजत नव्हते.

(३) नदी कशी पार करायची ते बदकाला समजले.





❖ उत्तरे सांगा. (तोंडी)


- (१) बदकाने पिल्लाला सांगितले, “तू माझ्या पाठीवर बस. आपण दोघे मिळून नदीच्या पलीकडे जाऊ.”
- (२) कुत्र्याचे पिल्लू बदकाच्या पाठीवर बसून दोघे मिळून नदी पार करणार होते.

❖ उत्तरे सांगा. (तोंडी)

- (१) बदक व कुत्र्याचे पिल्लू दोघांनी मिळून शर्यत जिंकली.



३. करूया स्वागत (Let's Welcome)



❖ उत्तरे सांगा. (तोंडी)

- (१) वर्गात शिक्षक (teacher) व विद्यार्थी (students) आहेत.
- (२) गुरुजी नमस्कार करत आहेत.
- (३) विद्यार्थी गुरुजींचे अनुकरण करत आहेत.

- (४) मुले उभी आहेत.
- (५) गुरुजींचे हात जोडलेले आहेत.

❖ उत्तरे सांगा. (तोंडी)

- (१) घरात वाढदिवसाचा समारंभ आहे.
- (२) मुलगी आलेल्या पाहुण्यांना धन्यवाद देत आहे.
- (३) घरात जिचा वाढदिवस आहे ती मुलगी, तिची आई, तिचे मित्र-मैत्रिणी व त्यांचे पालक आहेत.



- (४) आई आलेल्या पाहुण्यांचे स्वागत करत आहे. ‘नमस्कार’, ‘या बसा’ म्हणत आहे.
- ❖ माझ्या वाढदिवसाच्या दिवशी पाहुणे घरी आल्यावर आम्ही त्यांचे हसून स्वागत करतो. त्यांना पाणी देतो. नंतर काही गप्पा झाल्यावर आई त्यांना चहा व नाश्ता देते.

४. खेळ खेळूया (Let's Play Game)



❖ चित्रे पाहा. उत्तरे सांगा. (तोंडी)

- (१) गुरुजी ‘पळा’ असे सांगत आहेत.
- (२) विद्यार्थी व गुरुजी पळत आहेत.

- ❖ चित्रे पाहा. उत्तरे सांगा. (तोंडी)
- (१) शिक्षिका विद्यार्थ्यांना ‘थांबा’ अशी सूचना देत आहेत.

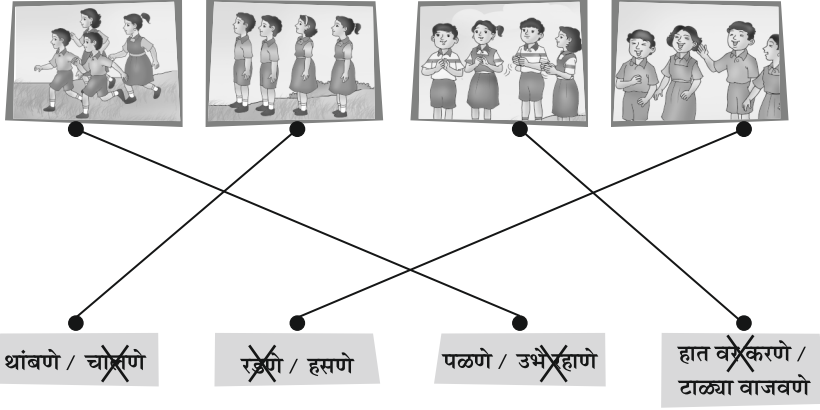


- ❖ चित्रे पाहा. उत्तरे सांगा. (तोंडी)
- (१) गुरुजी विद्यार्थ्यांना ‘टाळी वाजवा’ अशी सूचना देत आहेत.
 - (२) विद्यार्थी टाळी वाजवत आहेत.

- ❖ चित्रे पाहा. उत्तरे सांगा. (तोंडी)
- (१) शिक्षिका विद्यार्थ्यांना ‘हसा’ अशी सूचना देत आहेत.
 - (२) विद्यार्थी हसत आहेत.



❖ योग्य जोड्या जुळवा. अयोग्य शब्द खोडा.

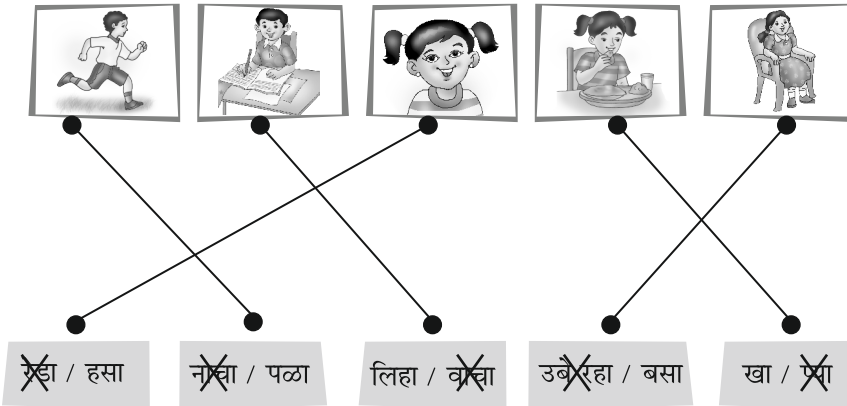


५. ऐकूया, करूया (Let's listen, Let's do the action)

❖ चित्र पाहा. चित्रांतील मुलाला / मुलीला काय करायला सांगितले आहे ते ओळखा.

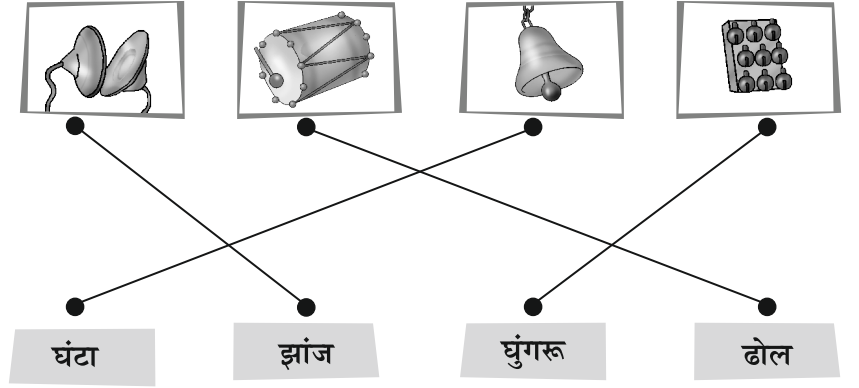
विद्यार्थ्यांनी स्वतः कृती करा.

❖ कृती : योग्य कृती व शब्द यांच्या जोड्या जुळवा. चुकीचा शब्द खोडा.



६. घंटा वाजे (The Bell is Ringing)

❖ योग्य जोड्या जुळवा.



७. चतुर कावळा (The Clever Crow)


❖ चित्रे पाहा. ऐका. लक्षात ठेवा.

शिक्षकांसाठी / विद्यार्थ्यांसाठी सूचना : कावळा कोठे उडत होता. हा प्रश्न चुकीचा Type झाला आहे. त्यामुळे त्याचे उत्तर दिले नाही.

- (१) कावळ्याला तहान लागली.
- (२) कावळ्याला झाडाखाली माठ दिसला.
- (३) कावळा माठावर बसला.
- (४) कावळ्याला माठातले पाणी पिता आले नाही कारण त्याची चोच पाण्यापर्यंत पोहचत नव्हती.



❖ उत्तरे सांगा. (तोंडी)



- (१) कावळा भिंतीवर बसला.
- (२) कावळ्याने नारळ पाणी पित असलेला एक मुलगा पाहिला.
- (३) मुलगा नारळ पाणी पित होता.
- (४) मुलगा नारळ पाणी नळीने पित होता.
- (५) कावळ्याला एक युक्ती सुचली.

❖ उत्तरे सांगा. (तोंडी)


- (१) भिंतीवर नळी पडली होती.
- (२) कावळ्याने नळी उचलली व उडून गेला.



❖ उत्तरे सांगा. (तोंडी)

- (१) कावळा परत झाडाखालील माठावर येऊन बसला.
- (२) त्याने चोचीतली नळी माठात बुडवली.
- (३) त्याला पाणी चोचीने नळीच्या मदतीने ओढून प्यायला मिळाले.

❖ खालील कोणती चित्रे गोष्टीत दाखवली आहेत. जी नाहीत त्या चित्रांवर फुली (X) मारा.



BOOK 2

















English Balbharati
Unit Three – 1. Bow Wow

CLASSWORK

1. (1 - c) (2 - d) (3 - a) (4 - f)
(5 - g) (6 - e) (7 - b)

2. Jungle Safari

CLASSWORK

1.  monkey  elephant  bear  deer
 bee  butterfly  beetle  fly
 camel  tortoise  snake  peacock
 squirrel  rabbit  tiger  lion

2. 1. lion, tiger, wolf
3. dog, cat, fish

2. cow, buffalo, horse

3. a. 1. camel 2. ant 3. snake
b. 1. buffalo 2. turtle 3. snake
c. 1. bee 2. elephant 3. butterfly

4. a	ant	rabbit	camel	snake
b	bear	bee	butterfly	rabbit
e	elephant	tiger	peacock	squirrel
i	giraffe	lion	tiger	tortoise
o	tortoise	peacock	lion	monkey

5. (1 - b) (2 - a) (3 - d) (4 - c)

6. **peacock** - pea, cock, cap, cop, cake
rabbit - bit, rat, bat, it, air
elephant - ant, hat, pant, let, hen
tortoise - too, rot, or, toes, set
butterfly - butter, but, fly, left, tub

3. Toto- The Hen



1. Toto was a black hen.
 2. Rahish used to give food to Toto.
 3. Toto laid an egg.
 4. Toto happily replied to Rahish, "Kok-kok-kok".
2. Toto was a black hen. She lived in a coop. She was a very smart hen. She laid an egg.
3. 1. Kok - kok- kok 2. Black 3. egg

4. Let's know more about animals



Animals
cow

Shelters
shed

Sounds
moo

owl
frog

trees
pond

hoot
croak

5. Surprise Birthday Party



1. [To be done by students with teacher's help.]

2. (1 - d) (2 - f) (3 - e) (4 - c) (5 - b) (6 - a)

Unit Four – 1. An Action Song



1.



face



hand



toes



leg



ear



teeth

2. Sunny and Mini



1.



Sunny is brushing teeth.



Sunny is having bath.



Sunny is wearing shirt.



Sunny is combing hair.



Sunny is going to school.

3. Good Habits



1. 1. X 2. ✓ 3. X 4. X 5. ✓

2. 1. Good 2. Good 3. Bad 4. Bad 5. Good
 6. Good 7. Bad 8. Good 9. Good 10. Bad
 11. Good 12. Good 13. Good 14. Good 15. Good
 16. Good 17. Bad

 **ACTIVITY** |||

1. 1. Children are standing in a circle. They jump in when teacher says a good habit and jump out when the teacher says a bad habit.

4. Favourite Things

 **CLASSWORK** |||

1. 1. wings 2. end
2. [To be done by students with teacher's help.]
3. [To be done by students with teacher's help.]
4. [To be done by students with teacher's help.]

5. The Helpful Girl

 **CLASSWORK** |||

1. Reema went to school, helped everyone in the class. She helped her parents, she picked up small stones and thorns laying on the playground, she took care of her friends at the picnic. She made cards for her friends.

6. Word House

 **CLASSWORK** |||

1. **Home** - bag, father, cupboard, glass, kitchen, hall, mother, spoon, T.V., bed
- Numbers** - three, 4, one, five, 1st

Body Parts - foot, wrist, shoulder, head, eyes, knee, elbow, stomach

Clothes - shirt, coat, dress, raincoat, saree, scarf, socks

7. Bicycle

 **CLASSWORK** |||

1. 1. Raj is on the bicycle.
 2. Raj grabs the bicycle back.
 3. Raj and Varad want the bicycle.
 4. Raj and Varad had three rounds.
2. a. 😊 happy b. 😊 happy c. 😊 happy
 d. 😞 sad e. 😊 happy f. 😞 sad

8. Where is the cat?

 **CLASSWORK** |||

1. 1. The cat is on the car.
 2. The cat is in the car.
 3. The cat is behind the car.
 4. The cat is under the car.
 5. The cat is near the car.
 6. The cat is beside the car.
 7. The cat is far away from the car.
2. 1. The cat is behind the car.
 2. The cow is beside the tree.
3. 1. out 2. front 3. above 4. far

Mathematics

18. Less - More

Classwork

One to one pairing

1.


2.

19. Increasing - Decreasing Order

Classwork

Write in decreasing order.

Write in increasing order.



Homework

Write the given number in increasing order.

6	7	8	9
4	5	6	7
1	2	3	4

Write the given number in decreasing order.

5	4	3	2
9	8	7	6
5	4	3	2

20. Let us 'Add'

Classwork

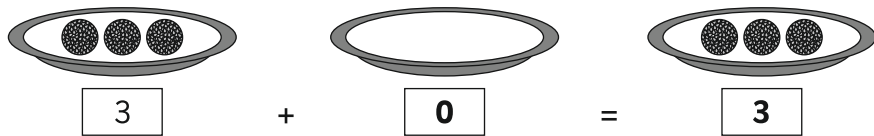
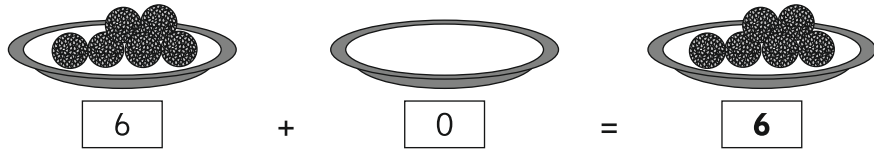
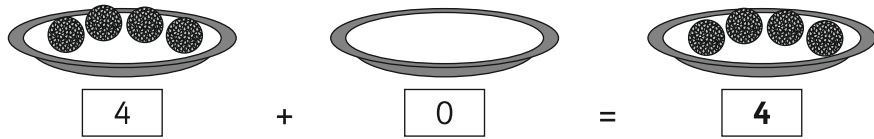
1

For adding we use the sign (+)

2.

Addition of Zero

3.



4.

$5 + 1 = \boxed{6}$

$2 + 2 = \boxed{4}$

$3 + 1 = \boxed{4}$

$4 + 4 = \boxed{8}$

$6 + 3 = \boxed{9}$

$7 + 2 = \boxed{9}$

$3 + 3 = \boxed{6}$

$3 + \boxed{2} = 5$

$2 + \boxed{2} = 4$

$5 + \boxed{2} = 7$

$2 + \boxed{1} = 3$

$7 + \boxed{2} = 9$

$1 + \boxed{8} = 9$

$\boxed{3} + \boxed{3} = 6$

5.

$$\begin{array}{|c|} \hline 6 \\ + 2 \\ \hline 8 \\ \hline \end{array}$$

$$\begin{array}{|c|} \hline 1 \\ + 1 \\ \hline 2 \\ \hline \end{array}$$

$$\begin{array}{|c|} \hline 2 \\ + 1 \\ \hline 3 \\ \hline \end{array}$$

$$\begin{array}{|c|} \hline 4 \\ + 3 \\ \hline 7 \\ \hline \end{array}$$

$$\begin{array}{|c|} \hline 2 \\ + 4 \\ \hline 6 \\ \hline \end{array}$$

$$\begin{array}{|c|} \hline 1 \\ + 5 \\ \hline 5 \\ \hline \end{array}$$

$$\begin{array}{|c|} \hline 4 \\ + 0 \\ \hline 4 \\ \hline \end{array}$$

$$\begin{array}{|c|} \hline 5 \\ + 3 \\ \hline 8 \\ \hline \end{array}$$

$$\begin{array}{|c|} \hline 3 \\ + 6 \\ \hline 9 \\ \hline \end{array}$$

$$\begin{array}{|c|} \hline 2 \\ + 2 \\ \hline 4 \\ \hline \end{array}$$

$$\begin{array}{|c|} \hline 3 \\ + 3 \\ \hline 6 \\ \hline \end{array}$$

$$\begin{array}{|c|} \hline 5 \\ + 0 \\ \hline 5 \\ \hline \end{array}$$

6.

$$\begin{array}{|c|} \hline 4 \\ + 2 \\ \hline 6 \\ \hline \end{array}$$

Radha's pencils

Rita gave

Total pencils

$$\begin{array}{|c|} \hline 5 \\ + 3 \\ \hline 8 \\ \hline \end{array}$$

Sachin's buns

Hari's buns

Total buns

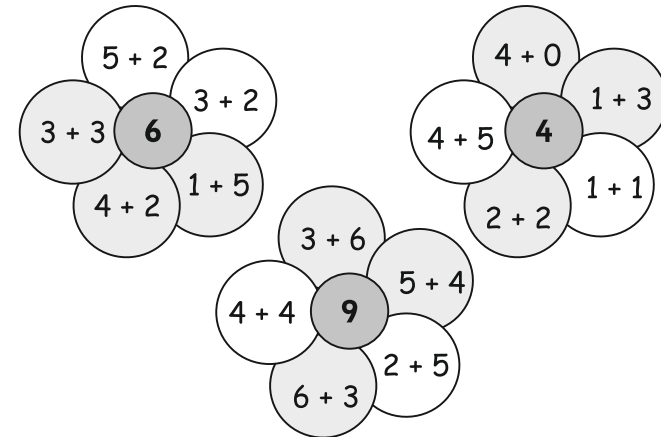
$$\begin{array}{|c|} \hline 3 \\ + 4 \\ \hline 7 \\ \hline \end{array}$$

Riya's flowers

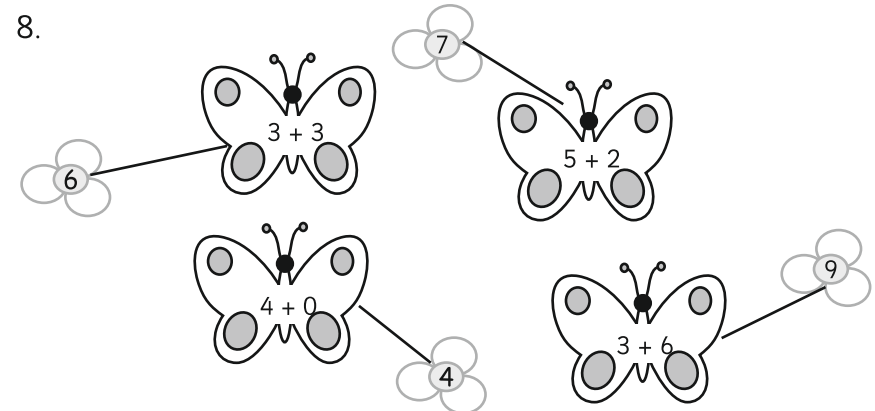
Neha's flowers

Total flowers

7.




8.




21. Let us Learn Subtraction

Classwork

1.



5 bananas in the plate **1** banana eaten by Raju **4** left



Out of **4**, **2** are pink. **2** are white.

2.



$$\boxed{4} - \boxed{1} = \boxed{3}$$



$$\boxed{7} - \boxed{3} = \boxed{4}$$

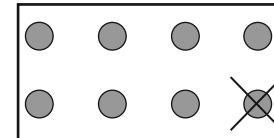


$$\boxed{5} - \boxed{3} = \boxed{2}$$


3.



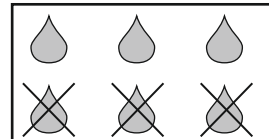
$$9 - 3 = \boxed{6}$$



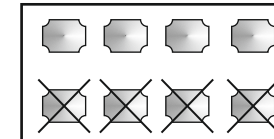
$$\boxed{8} - \boxed{1} = \boxed{7}$$



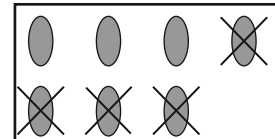
$$\boxed{7} - \boxed{2} = \boxed{5}$$



$$\boxed{6} - \boxed{3} = \boxed{3}$$



$$\boxed{8} - \boxed{4} = \boxed{4}$$



$$\boxed{7} - \boxed{4} = \boxed{3}$$

4.

$$8 - 2 = \boxed{6}$$

$$6 - 5 = \boxed{1}$$

$$2 - 2 = \boxed{0}$$

$$5 - 5 = \boxed{0}$$

$$9 - \boxed{0} = 9$$

$$\boxed{7} - \boxed{2} = 5$$

$$9 - 3 = \boxed{6}$$

$$7 - 6 = \boxed{1}$$

$$8 - \boxed{3} = \boxed{5}$$

$$\boxed{6} - \boxed{3} = 3$$

5.

$$\begin{array}{r} 6 \\ - 2 \\ \hline 4 \end{array}$$

$$\begin{array}{r} 7 \\ - 2 \\ \hline 5 \end{array}$$

$$\begin{array}{r} 5 \\ - 2 \\ \hline 3 \end{array}$$

$$\begin{array}{r} 4 \\ - 1 \\ \hline 3 \end{array}$$

$$\begin{array}{r} 7 \\ - 3 \\ \hline 4 \end{array}$$

$$\begin{array}{r} 9 \\ - 3 \\ \hline 6 \end{array}$$

$$\begin{array}{r} 7 \\ - 7 \\ \hline 0 \end{array}$$

$$\begin{array}{r} 6 \\ - 1 \\ \hline 5 \end{array}$$

$$\begin{array}{r} 2 \\ - 2 \\ \hline 0 \end{array}$$

$$\begin{array}{r} 9 \\ - 4 \\ \hline 5 \end{array}$$



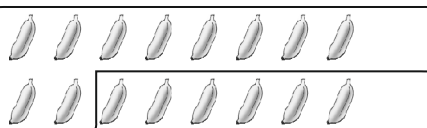
$\begin{array}{r} 8 \\ - 5 \\ \hline 3 \end{array}$	$\begin{array}{r} 6 \\ - 4 \\ \hline 2 \end{array}$	$\begin{array}{r} 5 \\ - 1 \\ \hline 4 \end{array}$	$\begin{array}{r} 3 \\ - 3 \\ \hline 0 \end{array}$	$\begin{array}{r} 4 \\ - 2 \\ \hline 2 \end{array}$
$\begin{array}{r} 5 \\ - 2 \\ \hline 3 \end{array}$	$\begin{array}{r} 6 \\ - 3 \\ \hline 3 \end{array}$	$\begin{array}{r} 4 \\ - 1 \\ \hline 3 \end{array}$	$\begin{array}{r} 6 \\ - 3 \\ \hline 3 \end{array}$	$\begin{array}{r} 5 \\ - 3 \\ \hline 2 \end{array}$

6.

$\begin{array}{r} 6 \\ - 3 \\ \hline 3 \end{array}$ Marbles Asha had.	$\begin{array}{r} 4 \\ - 2 \\ \hline 2 \end{array}$ Books on a table
$\begin{array}{r} 3 \\ - 3 \\ \hline 0 \end{array}$ Marbles given to Nagma	$\begin{array}{r} 2 \\ - 2 \\ \hline 0 \end{array}$ Books fell down
$\begin{array}{r} 3 \\ - 3 \\ \hline 0 \end{array}$ Marbles left	$\begin{array}{r} 2 \\ - 2 \\ \hline 0 \end{array}$ Books left
$\begin{array}{r} 8 \\ - 5 \\ \hline 3 \end{array}$ Balloons with Sonia	$\begin{array}{r} 8 \\ - 2 \\ \hline 6 \end{array}$ Caps in the shop
$\begin{array}{r} 5 \\ - 5 \\ \hline 0 \end{array}$ Balloons given to Mona	$\begin{array}{r} 2 \\ - 2 \\ \hline 0 \end{array}$ Caps sold
$\begin{array}{r} 3 \\ - 3 \\ \hline 0 \end{array}$ Balloons left	$\begin{array}{r} 6 \\ - 6 \\ \hline 0 \end{array}$ Caps left

23. Let us Learn 'Tens'

Classwork

	$\begin{array}{r} 10 \\ - 7 \\ \hline 3 \end{array}$ Balance
	$\begin{array}{r} 10 \\ - 10 \\ \hline 0 \end{array}$ Balance
	$\begin{array}{r} 10 \\ - 4 \\ \hline 6 \end{array}$ Balance

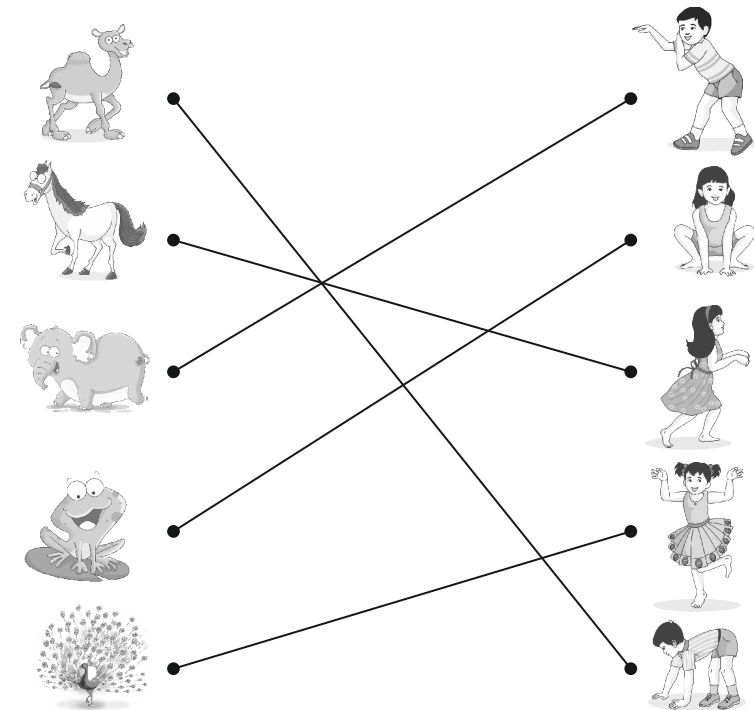
Play Do Learn

Play - 2. Different types of Movements and Appropriate Body Postures

2.1 Leg Movements

[To be done by students with teacher's help.]

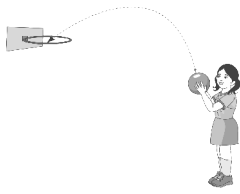
2.2 Imitative Movements (Animal walks)




2.3 Warming Up Exercises

- [To be done by students with teacher's help.]
- It helps our body to prepare for exercise and prevents injury.


2.4 Movements with Props and Mutual Co-operation




Basketball




Throwball




Cricket




football




volleyball




Pulling



Skipping


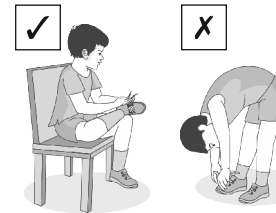
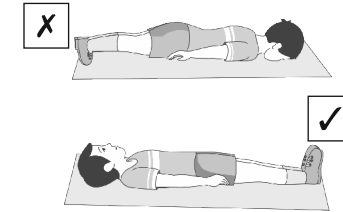





Passing and catching
the ball





Ring throw

2.5 Appropriate Body Postures



2.6 Drill



मजेत शिकूया मराठी

८. जोडीदार शोध (Find out the Partner)

❖ चित्रे पाहा. चित्र - शब्द जोड्या रेघेने दाखवा.

❖ पाठ्यपुस्तकात नसलेली चित्रे पाहा व जी नाहीत त्या चित्रांवर फुली (X) मारा.



९. माझा हात (My Hand)

❖ योग्य शब्दांवर 'बरोबर' चे चिन्ह (✓) व चुकीच्या शब्दांवर चुकीचे चिन्ह (X) करा.

❖

- (१) दात घासयला / धुवयला माझा हात.
- (२) खाऊ खायला / सांडयला माझा हात.
- (३) दार उघडायला / बंद करायला माझा हात.
- (४) कचरा काढायला / करायला माझा हात.
- (५) काम करायला / न करायला माझा हात.

❖ आपण हाताने खाऊ खातो, पाणी पितो, वहीवर लिहितो, वस्तू देतो-घेतो, वस्तू उचलतो-ठेवतो, दात घासतो, कपडे घालतो, केस विंचरतो, कचरा काढतो, मोबाईलवर / कॉम्प्युटरवर गेम खेळतो, क्रिकेट खेळतो, चेंडू उडवतो.

१०. पाहूया, सांगूया (Let's see, Let's say)

❖ चित्रे पाहा. कोण काय करत आहे, ते सांगा.



★ (१) मुलगी फुलाचा सुगंध नाकाने घेत आहे.



★ (२) मुलगी डोळ्यांनी पुस्तक वाचत आहे.



★ (३) मुलगा पायांचा उपयोग करून पळत आहे.



★ (४) मुलगा हाताचा उपयोग करून लिहितो आहे.



★ (५) मुलगी खाताना तोंड व बोटांचा (हाताचा) उपयोग करते आहे.



★ (६) मुलगी मोबाईलवरील बोलणे कानाने ऐकते आहे.

❖ चित्रे पाहा. शरीराच्या अवयवांची नावे सांगा.



- डोळा



- पाय



- नाक



- हात



- कान



- ओठ

❖ खालील प्रश्नांची उत्तरे सांगा. (तोंडी)

- (१) बाबा पेपर डोळे व हातांचा उपयोग करून वाचतात.
- (२) आई स्वयंपाक करताना डोळ्यांचा व हातांचा उपयोग करते.
- (३) आजोबा काठी हाताने धरतात.

११. कशासाठी, कोणते अवयव ? (For what? Which body Parts?)

❖ खालील प्रश्नांची उत्तरे सांगा. (तोंडी)

- (१) मुली गाणे व मोबाईलवरचे बोलणे कानाद्वारे ऐकत आहेत.
- (२) मुलगी चालताना व मुलगा बॉल खेळताना पायांचा उपयोग करत आहेत.
- (३) मुलगी फुलाचा सुगंध नाकाने घेत आहे.
- (४) मुलगा बॅट हाताने धरत आहे.
- (५) माणूस आरसा हाताने पुसत आहे.
- (६) मुलगी दप्तरातून वस्तू हाताने काढत आहे.
- (७) माणूस डोळ्यांच्या व हातांच्या मदतीने वर्तमानपत्र वाचत आहे.
- (८) मुलगा कॉम्प्युटर वापरताना डोळ्यांचा व हातांचा वापर करत आहे.
- (९) मुलगी तोंडाने गाणे म्हणत आहे.
- (१०) मुलगी तोंडाच्या व हाताच्या मदतीने खात आहे.

❖ कान, नाक, हात, पाय, डोळे, तोंड ह्या अवयवांचे आणखी काही उपयोग सांगा.

- कान** - कानाचा वापर ऐकण्यासाठी, चष्मा लावण्यासाठी, दागिने घालण्यासाठी
- नाक** - श्वास घेण्यासाठी, वास घेण्यासाठी, दागिने घालण्यासाठी
- हात** - वस्तू ठेवायला-उचलायला, केस विंचरायला, पाणी प्यायला, खेळ खेळण्यासाठी, गाडी चालविण्यासाठी, दागिने घालण्यासाठी
- पाय** - चालण्यासाठी, खेळ खेळण्यासाठी, उड्या मारण्यासाठी, धावण्यासाठी, नाचण्यासाठी, गाडी चालविण्यासाठी, दागिने घालण्यासाठी
- डोळे** - बघण्यासाठी, वाचण्यासाठी
- तोंड** - बोलण्यासाठी, खाण्यासाठी

❖ चित्रे पाहा. कोणत्या अवयवांचा उपयोग केला ते सांगा.

(१) त्यासाठी ती हात आणि डोळे यांचा वापर करत आहे.



(२) त्यासाठी तो डोळे आणि हात या अवयवांचा वापर करत आहे.

(३) त्यासाठी तो डोळे आणि हात ह्या अवयवांचा उपयोग करत आहे.



(४) त्यासाठी तो डोळे, हात आणि पाय ह्या अवयवांचा उपयोग करत आहे.

(५) त्यासाठी ती कान या अवयवाचा उपयोग करते.



१२. ओळख आपल्या वर्गाची (Introduction of our Classroom)


❖ चित्र पाहा. चित्रात काय काय दिसते ते सांगा.



चित्रात वर्ग, विद्यार्थी, बाई, फळा, टेबल, खुर्ची, डस्टर, पाटी, फळ्यावर चित्र, दप्तर, पुस्तक, बाक, खिडकी दिसत आहे.

सूचना : उत्तर पाठ्यपुस्तकातील चित्रानुसार दिले आहे.

❖ चित्रात असलेल्या वस्तूवर बरोबरचे चिन्ह (✓) व चित्रात नसलेल्या वस्तूवर चुकीचे चिन्ह (X) करा.



सूचना : पाठ्यपुस्तकात हे चित्र दिलेले नाही.

१३. झाडे लावूया (Let's Plant Trees)



★ खालील प्रश्नांची उत्तरे सांगा. (तोंडी)

- (१) बाई कुंडीतील झाडांना पाणी घालत आहे.
(२) घराच्या आजूबाजूला झाडे आहेत.

★ खालील प्रश्नांची उत्तरे सांगा. (तोंडी)

- (१) मुलगी पक्ष्यांसाठी पातेल्यात पाणी ठेवत आहे.
(२) मुलीच्या आजूबाजूला पक्षी उडत आहेत.




★ खालील प्रश्नांची उत्तरे सांगा. (तोंडी)

- (१) आजी कुंड्यांमध्ये झाडे लावत आहे.
(२) मुलाने आजीला रोप आणून दिले आहे.

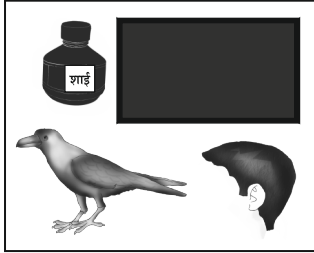

१४. ओळखा माझा रंग (Recognise my Colour)

❖ पाहा. सांगा.



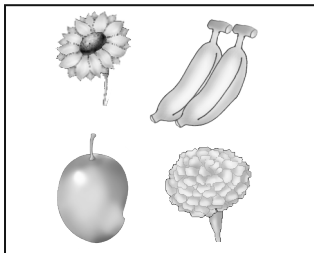

- ★ खालील प्रश्नांची उत्तरे सांगा. (तोंडी)
- (१) ह्या चित्रात पोपट, मिरची, झाडाचे पान आणि गवत आहे.
- (२) त्यांचा रंग हिरवा आहे.

- ★ खालील प्रश्नांची उत्तरे सांगा. (तोंडी)
- (१) ह्या चित्रात गुलाब, टोमॅटो, कलिंगड आणि डाळिंब आहे.
- (२) त्यांचा रंग लाल आहे.



- ★ खालील प्रश्नांची उत्तरे सांगा. (तोंडी)
- (१) ह्या चित्रात शई, फळा, कावळा आणि केस आहेत.
- (२) त्यांचा रंग काळा आहे.

- ★ खालील प्रश्नांची उत्तरे सांगा. (तोंडी)
- (१) ससा, कापूस, लसूण यांची चित्रे आहेत.
- (२) चित्रातील वस्तूंचा रंग पांढरा आहे.



- ★ खालील प्रश्नांची उत्तरे सांगा. (तोंडी)
- (१) सूर्यफूल, केळी, आंबा आणि झेंडू यांची चित्रे आहेत.
- (२) त्यांचा रंग पिवळा आहे.

BOOK 3

English Balbharati

Unit Five – 1. We are opposites

CLASSWORK





1. 1. before 2. out 3. down 4. big
5. go 6. cold 7. old
2. 1. more score door dare
2. go so do no
3. down town brown own
4. fan run gun sun
5. game same name come
6. bush brush rush crush
3. (1 - g) (2 - i) (3 - b) (4 - h) (5 - d)
(6 - c) (7 - f) (8 - a) (9 - e)

2. Dough Shapes

CLASSWORK

1. 1. sun, sea 2. doll, dog 3. bag, ball
4. owl, orange 5. up, umbrella
2. 1. big ball 2. green grass 3. cold ice
4. eight planets 5. dogs bark 6. long ladder
7. toy shop 8. next door 9. few months
10. high mountains

ACTIVITY

1.  circle  rectangle  cube  cone



circle



square



cylinder



circle



square



circle



circle



oval

2. [To be done by students with teacher's help.]

3. A Surprise for Grandma



- Sohan and Sweety are going to visit Grandma and Grandpa.
 - Grandma has been busy today.
 - Grandpa, Sohan and Sweety worked in the kitchen.
 - A mobile phone is the surprise for Grandma.
- Children said these words to Grandma.
 - Grandpa said these words to Sohan and Sweety.
 - Grandma said these words.
 - Children said these words to Grandma.
- Body** - Bathing, brushing teeth

Clothes - washing, ironing

Home - sweeping, dusting, mopping

School - use dustbin, sweeping, mopping
- (1 - b) (2 - c) (3 - a)

4. Tasty Treat



1. Bread, butter, chutney 2. Two slices of bread

3. Butter

4. Chutney




1.



Pear



Mango



Pomegranate



Apple

5. Me, Myself and I



1. [To be done by students with teacher's help.]

1. I - pie 2. In - pin

Unit Six – 1. Alphabet Song



- | | | |
|---------------------|-----------------------|-----------------------|
| a for <u>apple</u> | j for <u>jogs</u> | s for <u>slow</u> |
| b for <u>ball</u> | k for <u>kittens</u> | t for <u>toes</u> |
| c for <u>carrot</u> | l for <u>logs</u> | u for <u>umbrella</u> |
| d for <u>doll</u> | m for <u>mistakes</u> | v for <u>van</u> |
| e for <u>eggs</u> | n for <u>nurse</u> | w for <u>windows</u> |
| f for <u>flat</u> | o for <u>orders</u> | x for <u>x'mas</u> |
| g for <u>grapes</u> | p for <u>purse</u> | y for <u>yummy</u> |
| h for <u>hat</u> | q for <u>queue</u> | z for <u>zig-zag</u> |
| i for <u>island</u> | r for <u>rose</u> | |
- | | | |
|---------------------|-------------------|---------------------|
| 1. a <u>b</u> c d e | 2. o <u>p</u> q r | 3. f g <u>h</u> i j |
| 4. l <u>m</u> n o p | 5. s <u>t</u> u v | |
- d** : donkey, doll, dam, desert, drop
 - m** : monkey, mat, men, move, mountains

3. **s** : star, shop, spoon, shoes, sea
4. 2. green grass in the garden.
3. cold snow mountains in the north.
4. dogs guard our house.
5. eight planets.

 **HOMEWORK** |||

- | | | | |
|---------|------|------|------|
| 1. 1. y | 2. n | 3. k | 4. o |
| 5. q | 6. s | 7. w | 8. e |
| 2. 1. a | 2. l | 3. r | 4. y |
| 5. t | 6. c | 7. h | 8. k |

 **ACTIVITY** |||

1. mat, dot, cat, rod, sit, bit, tin, cot, tag, lad, log, sob, rob, rose, yard, glad, road, dance, smile, tile, gate, slide, more, date

2. Shyam's Horse Cart

 **CLASSWORK** |||

1. 1. many dogs 2. many peacocks
3. many houses 4. many fields
5. many feathers 6. many rivers
7. many things 8. many bananas
9. many frogs 10. many rooms
2. **Domestic animals:** dog, horse, cow, cat
Wild animals: lion, elephant, frog, peacock
3. 1. Madhu, Meera, dog, peacock, frog and horse went to the fair with Shyam.

2. The horse was frightened so he ran helter-skelter.
3. Car, truck, bike, bus, train.
4. Shops, food stalls, amusement rides.
4. 1. Shyam said these words to the frog.
2. Madhu and Meera said these words to Shyam.
3. Peacock said these words to Shyam.

 **ACTIVITY** |||

1. 1. horse cart 2. peacock 3. field
4. toy 5. fair

3. Buying Things

 **CLASSWORK** |||

1. 1. girl 2. nothing 3. first 4. left
2. 1. We are going to a park.
2. I want to buy toys.
3. I want to read a book.
4. Shall we buy clothes?
5. I must give you a chocolate.

3.

one	many		one	many
shop	shops		crayon	<u>crayons</u>
thing	<u>things</u>		colour	<u>colours</u>
toy	<u>toys</u>		idea	<u>ideas</u>
chocolate	<u>chocolates</u>		paper	<u>papers</u>
rupee	<u>rupees</u>		parent	<u>parents</u>

ACTIVITY

1. cards, wall piece, charts, decorative things.
2. 1. Pastries 2. Toys 3. Batteries 4. Pasta

4. Everyday Things

CLASSWORK





1. (1 - c) (2 - d) (3 - a) (4 - b)

ACTIVITY

1. 1. chapati, dal 2. milk, water
3. shoes, slippers 4. lock, pencil
5. paper fan, bead chain 6. Thunder, school bell
7. shampoo, perfume 8. your parents, younger siblings







5. A Place for Everything and Everything in its Place

CLASSWORK

1.  This is a refrigerator.
shoes- cupboard, pencil stand - study table
-  This is a cupboard.
coconut- refrigerator, salad bowl- refrigerator
-  This is a dining table.
book- study table, ball- cupboard
-  This is a study table.
socks -cupboard, salad bowl -refrigerator

6. The Ant and the Pigeon

CLASSWORK

1.   
3 1 6
-   
2 4 5
2. 1. s c r e a m e d 2. p i g e o n 3. a i m e d

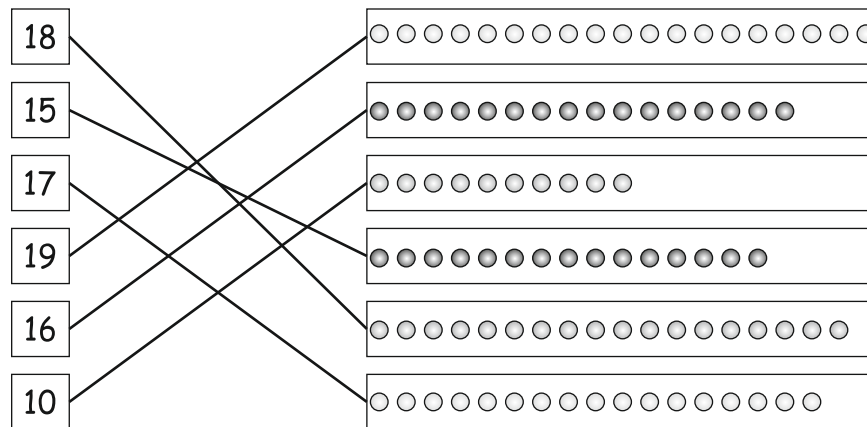
Mathematics

24. Introduction and Writing of 11 to 20

Classwork

		Tens	Units	Reading	
	1 Ten and 1 Unit	1	1	Eleven	Ten and One
	1 Ten and 2 Units	1	2	Twelve	Ten and Two
	1 Ten and 3 Units	1	3	Thirteen	Ten and Three
	1 Ten and 4 Units	1	4	Fourteen	Ten and Four
	1 Ten and 5 Units	1	5	Fifteen	Ten and Five
	1 Ten and 6 Units	1	6	Sixteen	Ten and Six
	1 Ten and 7 Units	1	7	Seventeen	Ten and Seven
	1 Ten and 8 Units	1	8	Eighteen	Ten and Eight
	1 Ten and 9 Units	1	9	Nineteen	Ten and Nine
	2 Tens and 0 Units	2	0	Twenty	Ten and Ten

1.



2.

(a) 17 is equal to **1** ten and **7** units.

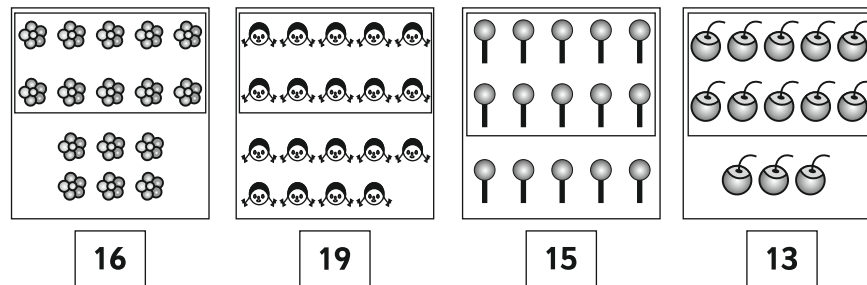
(b) **19** is equal to 1 ten and 9 units.

(c) One **ten** and **6** units make 16.

(d) **1** ten and **8** units make 18.

(e) One ten and 5 units are equal to **15**.

3.



Activity

16 | | | | | | | | | | | | | | | | | | | | | | | | | |

18 | | | | | | | | | | | | | | | | | | | | | | | | | |





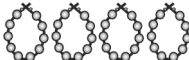
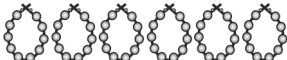
17 | | | | | | | | | | | | | | | | | | | | | | | | | |

15 | | | | | | | | | | | | | | | | | | | | | | | | | |

12 | | | | | | | | | | | | | | | | | | | | | | | | | |

25. Steps of 'Ten'

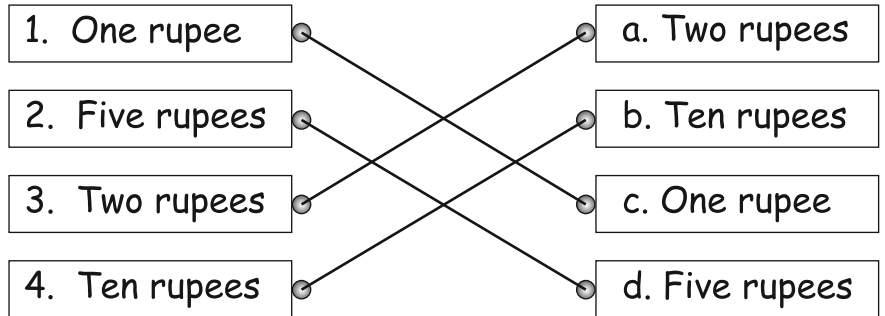
Classwork

	Three tens	30	Thirty
	Five tens	50	Fifty
	Seven tens	70	Seventy
	Two Tens	20	Twenty
	Four Tens	40	Forty
	Six tens	60	Sixty





26. Coins and Currency Notes

Classwork

1.



2.

Article	Price	Coins / Notes
	2 rupees	Two ₹ 2 coins
	10 rupees	One ₹ 10 note
	5 rupees	Five ₹ 1 coins
	18 rupees	Five ₹ 3 coins, Two ₹ 1 coin, One ₹ 1 coin

3. (1) ₹ 15 (2) ₹ 3 (3) 5

Homework

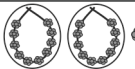

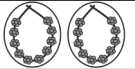
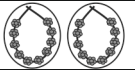
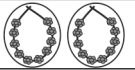
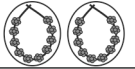
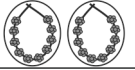
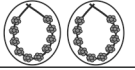
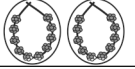
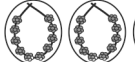
Article	Coins	Price
		15
		2
		12

Part - II

27. Introduction and Writing of 21 to 30

Classwork

1.

	Tens	Units	In figures	In words
	2	1	21	Twenty - one
	2	2	22	Twenty - two
	2	3	23	Twenty - three
	2	4	24	Twenty - four
	2	5	25	Twenty - five
	2	6	26	Twenty - six
	2	7	27	Twenty - seven
	2	8	28	Twenty - eight
	2	9	29	Twenty - nine
	3	0	30	Thirty

2.

2 tens 3 units → 23

2 tens 5 units → 25


2 tens 7 units → 27

2 tens 9 units → 29

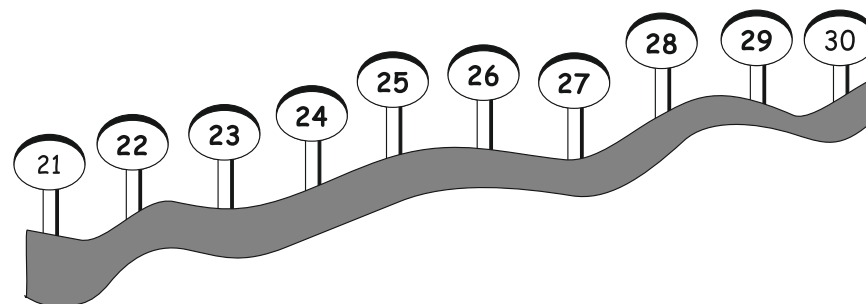
2 tens 0 units → 20

2 tens 2 units → 22

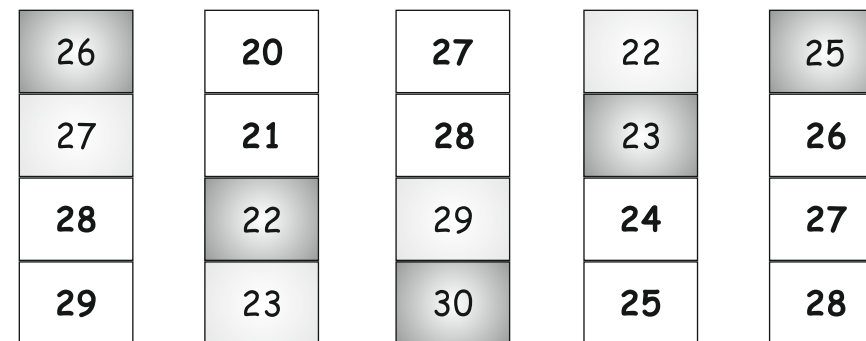
3.



4.



5.



(a) 26

(b) 29

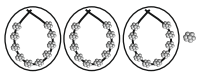
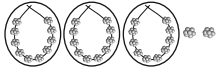







(c) 22

(d) 22

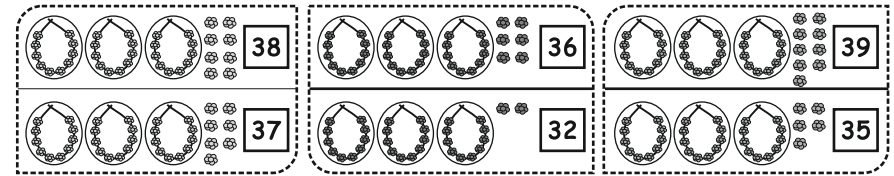
28. Introduction and Writing of 31 to 40

Classwork

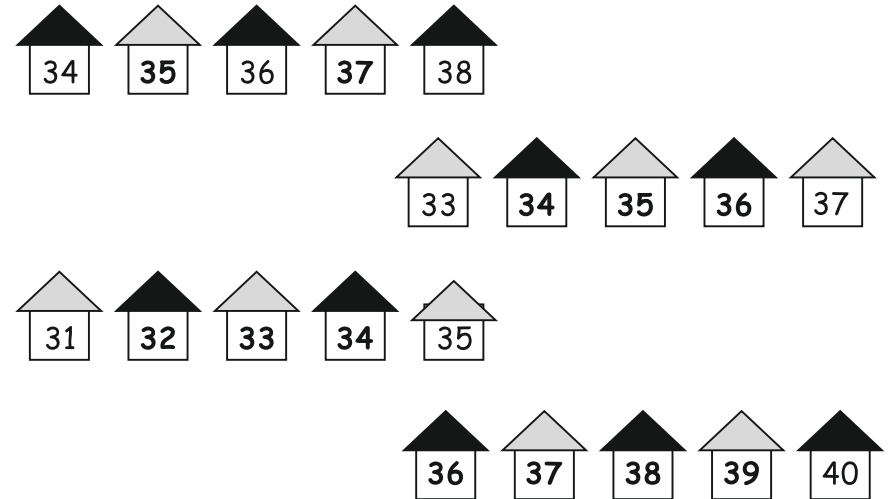
1.

	Tens	Units	In figures	In words
	3	1	31	Thirty One
	3	2	32	Thirty Two
	3	3	33	Thirty Three
	3	4	34	Thirty Four
	3	5	35	Thirty Five
	3	6	36	Thirty Six
	3	7	37	Thirty Seven
	3	8	38	Thirty Eight
	3	9	39	Thirty Nine
	4	0	40	Forty

2.



3.



4.




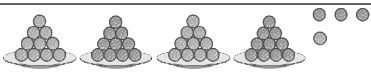
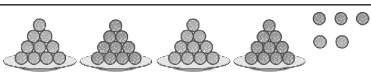
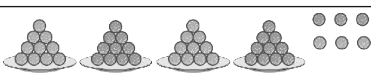
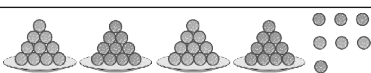
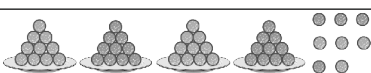
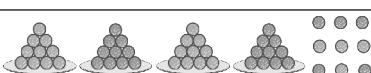

35	25	31
36	26	32
37	27	33
38	28	34
	29	35
	30	
	31	

- (a) 32 (b) 39
 (c) 37 (d) 38
 (e) 32

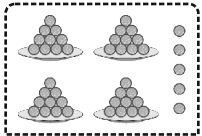
29. Introduction and Writing of 41 to 50

Classwork


1.

	Tens	Units	In figures	In words
	4	1	41	Forty One
	4	2	42	Forty Two
	4	3	43	Forty Three
	4	4	44	Forty Four
	4	5	45	Forty Five
	4	6	46	Forty Six
	4	7	47	Forty Seven
	4	8	48	Forty Eight
	4	9	49	Forty Nine
	5	0	50	Fifty

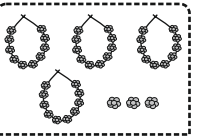
2.




45



38



43



22

3.

41	42	43	44	45	46	47	48	49	50
----	----	----	----	----	----	----	----	----	----

4.

40	41	42
	43	44
		45
		46
		47
		48

	42	
42	43	44
	44	

5.

44	41	43
45	42	44
46	43	45
46	42	46
47	43	47
48	44	49

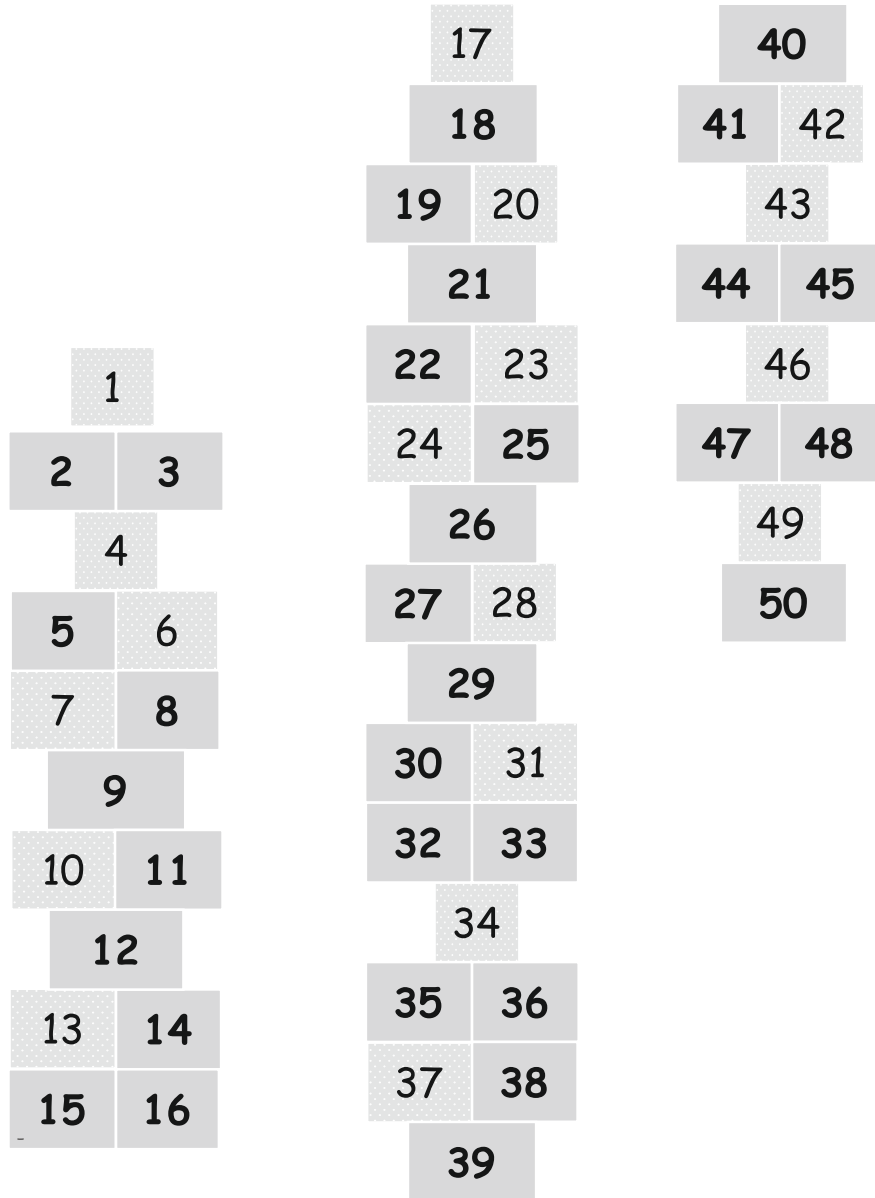
6.

4 tens 9	45
4 tens 5	43
4 tens 7	49
4 tens 3	50
5 tens 0	47

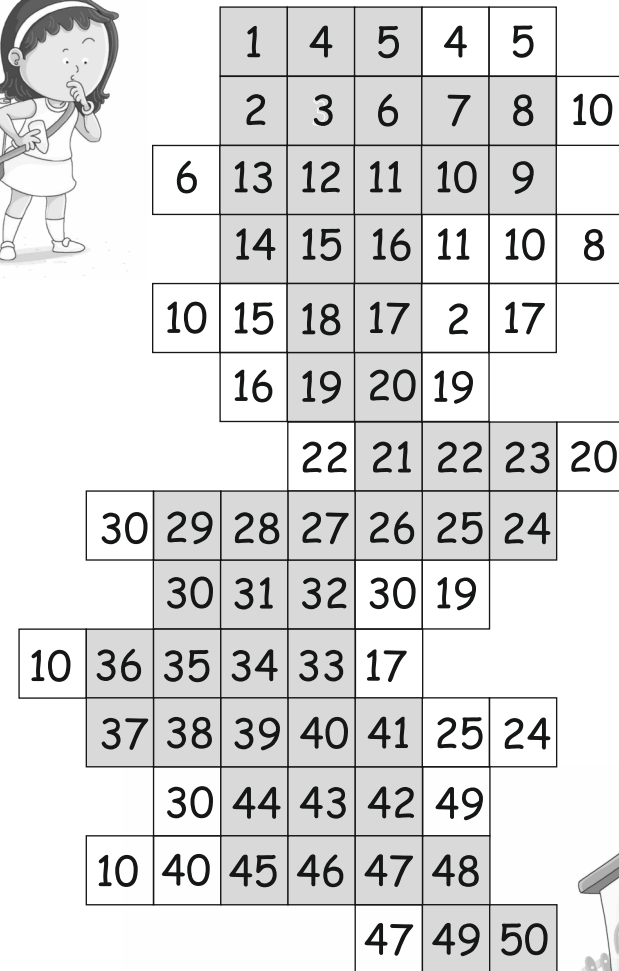
7.

41	42	43	44	45	46	47	48	49	50
----	----	----	----	----	----	----	----	----	----

Number Recap



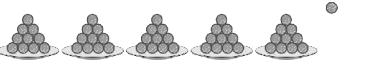
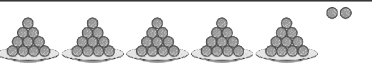
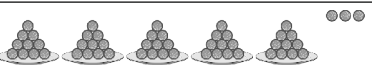
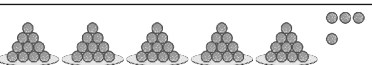
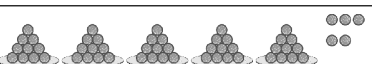
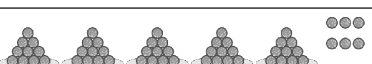
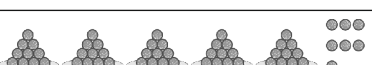

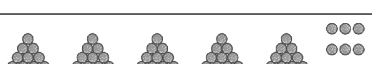
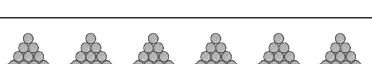
Number Maze



30. Introduction and Writing of 51 to 60

Classwork

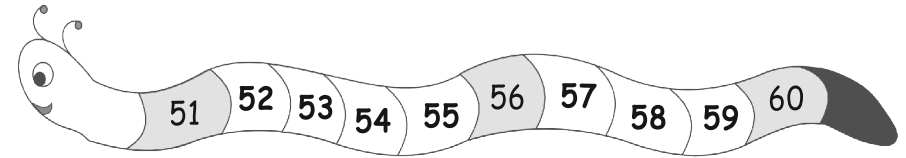
1.

	Tens	Units	In figures	In words
	5	1	51	Fifty One
	5	2	52	Fifty Two
	5	3	53	Fifty Three
	5	4	54	Fifty Four
	5	5	55	Fifty Five
	5	6	56	Fifty Six
	5	7	57	Fifty Seven
	5	8	58	Fifty Eight
	5	9	59	Fifty Nine
	6	0	60	Sixty

2.

51	52	53	54	55	56	57	58	59	60
----	----	----	----	----	----	----	----	----	----

3.



4.

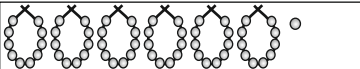
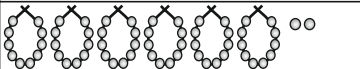




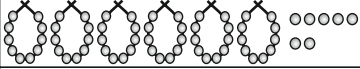
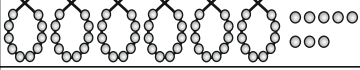
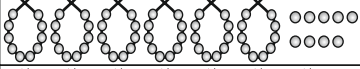

51	51	59
52	52	58
53	53	57
54	54	56
		55
55	59	54
54	58	53
53	57	52

- (a) 56 (b) 53
- (c) 55 (d) 51
- (e) 53

31. Introduction and Writing of 61 to 70

Classwork


1.

	Tens	Units	In figures	In words
	6	1	61	Sixty One
	6	2	62	Sixty Two
	6	3	63	Sixty Three
	6	4	64	Sixty Four
	6	5	65	Sixty Five
	6	6	66	Sixty Six
	6	7	67	Sixty Seven
	6	8	68	Sixty Eight
	6	9	69	Sixty Nine
	7	0	70	Seventy

2.

64	65	66	61	62	63	64	65	66	67	68	69
----	----	----	----	----	----	----	----	----	----	----	----

3.



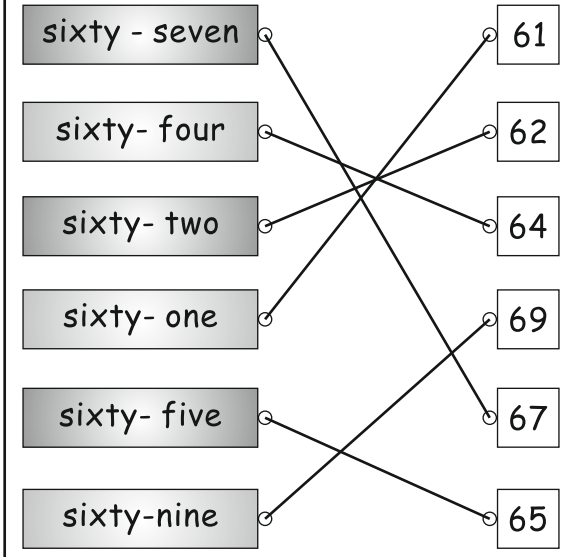
4.

61	62	63	64	65	66	67	68	69	70
----	----	----	----	----	----	----	----	----	----



5.

61	63	63
62	64	64
63	65	65
64	66	66
68	65	67
67	64	68
66	63	69

6.













7.



32. Introduction and Writing of 71 to 80

Classwork

1.

	Tens	Units	In figures	In words
	7	1	71	Seventy One
	7	2	72	Seventy Two
	7	3	73	Seventy Three
	7	4	74	Seventy Four
	7	5	75	Seventy Five
	7	6	76	Seventy Six
	7	7	77	Seventy Seven
	7	8	78	Seventy Eight
	7	9	79	Seventy Nine
	8	0	80	Eighty

2.

71	72	73	74	75	76	77	78	79	80
----	----	----	----	----	----	----	----	----	----

3.

	74	72
	75	73
	76	74
76	77	75
77		
78	78	75
	77	76
79		
	76	77
	75	78
	74	79

(a) **75**

(b) **79**

(c) **72**

(d) **78**

2.











7 tens 4 unit: **74** 7 tens 8 unit: **78** 7 tens 3 unit: **73**

7 tens 1 unit: **71** 7 tens 2 unit: **72** 7 tens 9 unit: **79**


33. Introduction and Writing of 81 to 90

Classwork

1.

	Tens	Units	In figures	In words
	8	1	81	Eighty One
	8	2	82	Eighty Two
	8	3	83	Eighty Three
	8	4	84	Eighty Four
	8	5	85	Eighty Five
	8	6	86	Eighty Six
	8	7	87	Eighty Seven
	8	8	88	Eighty Eight
	8	9	89	Eighty Nine
	9	0	90	Ninety

2.



3. (a) **82** (b) **88** (c) **83** (d) **87**

4. (a) **82**

85	86	81
86	87	82
87	88	83
	89	84
	83	80
81	84	81
82	85	82
83	86	83
	87	84

5.

81	82	83	84	85	86
84	85	86	87	88	89
83	84	85	86	87	88










6.

number	tens	units
82	8	2
85	8	5
87	8	7
81	8	1
88	8	8

34. Introduction and Writing of 91 to 99

Classwork

1.

	Tens	Units	In figures	In words
	9	1	91	Ninety One
	9	2	92	Ninety Two
	9	3	93	Ninety Three
	9	4	94	Ninety Four
	9	5	95	Ninety Five
	9	6	96	Ninety Six
	9	7	97	Ninety Seven
	9	8	98	Ninety Eight
	9	9	99	Ninety Nine

2.

91	92	93	94	95	96	97	98	99
----	----	----	----	----	----	----	----	----

3.

93	94	95	96	97	98	99	97	98	99
----	----	----	----	----	----	----	----	----	----

(a) **93**

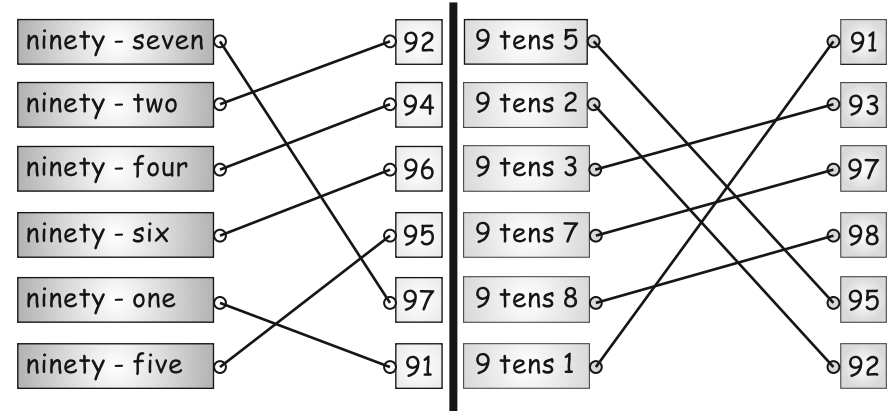
(b) **97**

(c) **94**

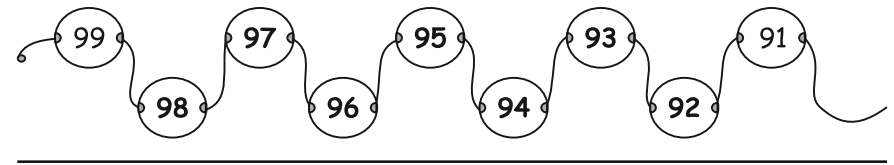
(d) **93**

(e) **98**

4.



4.



Play Do Learn

Play - 3. Games and Competitions

3.1 Entertainment Games

1. [To be done by students with teacher's help.]
2. [To be done by students with teacher's help.]
3. Kancha (Marbles), Dog and the bone, chor-sipahi (Tag), chappam chhupai (Hide-n-seek)

3.3 Regional and Traditional Games

2. [To be done by students with teacher's help.]
3. Stapoo (Hopscotch), Lagori (Seven tiles), Gutte

3.4 Different Kinds of Games and Competitions

1. [To be done by students with teacher's help.]
2. [To be done by students with teacher's help.]

4. Skill Based Activity

4.1 Gymnastics

1. [To be done by students with teacher's help.]

4.2 Athletics

1. [To be done by students with teacher's help.]


4.4 Sports Skills

1. [To be done by students with teacher's help.]









Do - 4. Optional Activities

(A) Area of Production

1.1 Kitchen Gardening



1.3 Introduction to Potted Plants

1.    
Aloe vera plant Lilly plant Money plant Periwinkle plant
   
Mint plant Brinjal plant Rose plant Tulsi (Basil) plant

2. [To be done by students with teacher's help.]

1.4 Fruit Processing

(A) Visit to a Fruit market. Picture Narration

1. This is a fruit market.
2. Mother and the boy are buying fruits.
3. The fruit seller has bananas, oranges, apples, watermelons, pineapples and strawberries.

4. The fruits are of different colours.
5. Mother is buying bananas and a watermelon.

2. [To be done by students with teacher's help.]

(B) Identifying the names of fruits with the help of pictures.



Apple



Pomegranate



Pineapple



Watermelon



Grapes











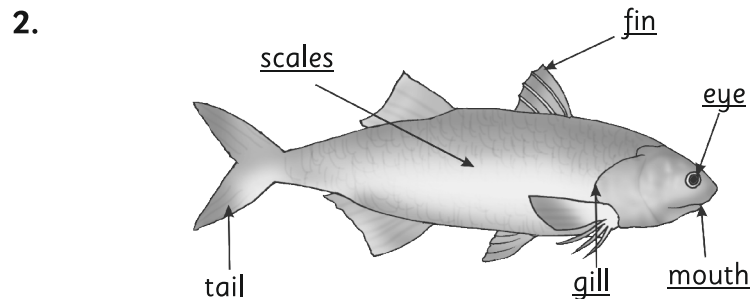
Banana

1.5 Fisheries

Introduction to Aquatic animals

1.

			
shell	frog	crocodile	crab
			
starfish	tortoise	lobster	fish



(2) Area - Clothing










2.1 Manufacturing of Cloth

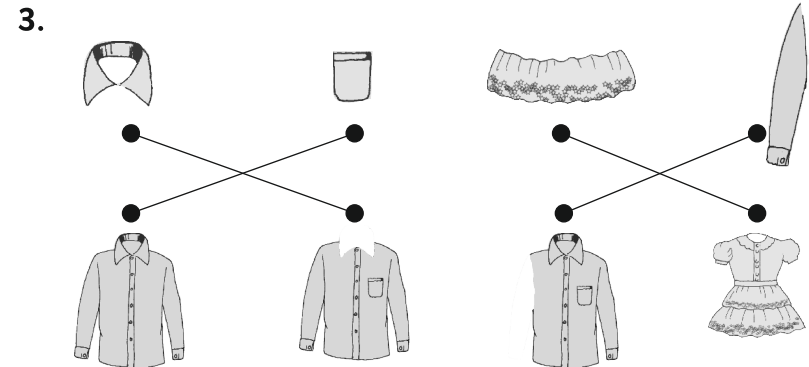
2.

			
1	2	4	3

2.2 Basics of Sewing / Stitching

2.

<input checked="" type="checkbox"/> 	<input type="checkbox"/> 	<input checked="" type="checkbox"/> 
<input type="checkbox"/> 	<input type="checkbox"/> 	<input checked="" type="checkbox"/> 
<input checked="" type="checkbox"/> 	<input checked="" type="checkbox"/> 	<input checked="" type="checkbox"/> 




2.4 Coir Work

1. It is a tall tree. They grow on sandy soil. It has long leaves.
2. Ropes, mat, bags, basket, oil, brooms.

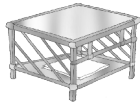
3. Area - Shelter

3.2 Bamboo Work and Cane Work

1.



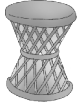
Winnowing basket



Table



Basket



Stool



Ladder



Swing

2. Furniture, Paper, Food, Musical Instruments (flute), Jewellery, Medicines.

3.3 Gardening of Flowering Plants and Ornamental Plants

1.



Rose



Lotus



Sunflower



Lilly



Shoeflower



Marigold



Tulip

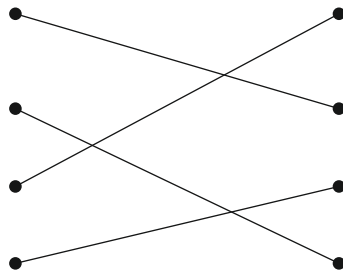


Daffodil

(C) Other Areas

Agro Based Industries

2.



Learn - 4. Sounds

4.1 Introduction to Different Sounds



Chirps



Ticks



Meows



Rings



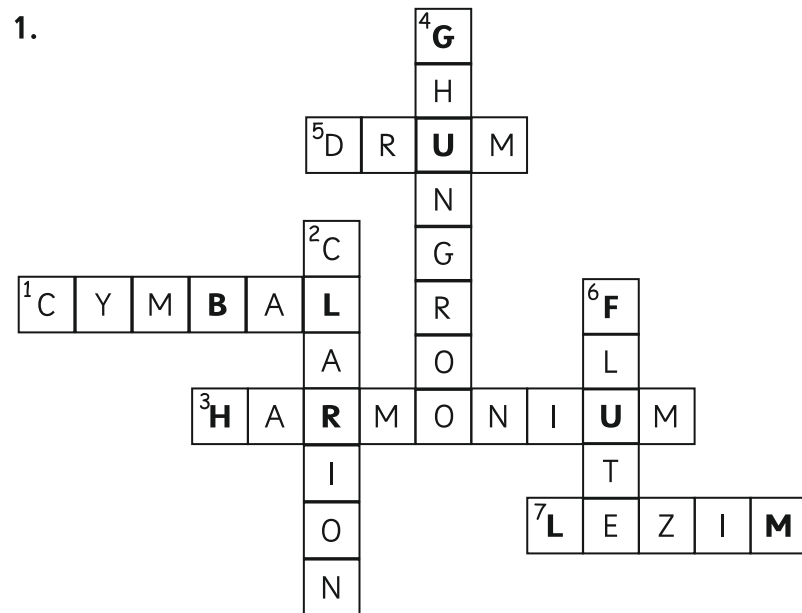
Tinkles



Clap

4.2 Introduction to Different Musical Instruments

1.




2.



Damru



Tabla




Tambourine



Tabour

4.3 Other Sounds



Beep




Pitter-Patter



Loud crack

मजेत शिकूया मराठी

१५. गमतीजमती (Amusement)



★ खालील प्रश्नांची उत्तरे सांगा. (तोंडी)


(१) आगगाडी रूळावरून धावते.

(२) बस आणि गाडी रस्त्यावरून धावतात.

★ खालील प्रश्नांची उत्तरे सांगा. (तोंडी)

(१) झाडाला चॉकलेट्स आणि गोळ्या लटकल्या आहेत.

(२) फळे व फुले झाडाला लटकलेली असतात.



★ अयोग्य शब्द खोडा.



(१) नारळाच्या झाडाला नारळ / ~~आंबे~~ येतात.

(२) आंब्याच्या झाडाला ~~नारळ~~ / आंबे येतात.

★ अयोग्य शब्द खोडा.

(१) आकाशात पक्षी / ~~कासव~~ उडत आहेत.

(२) कासव ~~आकाशात~~ उडते / जमिनीवर चालते.



★ खालील प्रश्नांची उत्तरे सांगा.

एक शब्द लिहा.

(१) जहाज. (२) रस्त्यावरून / जमिनीवरून

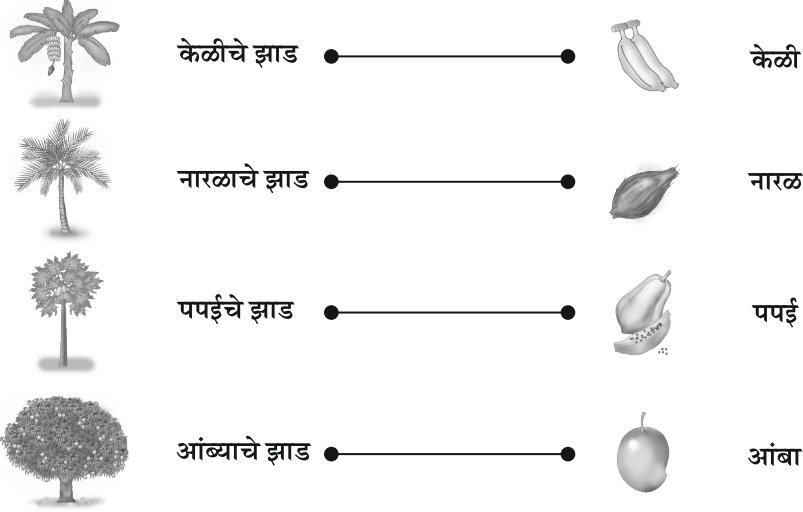
★ खालील प्रश्नांची उत्तरे सांगा. एक शब्द लिहा.

(१) मुलगा.

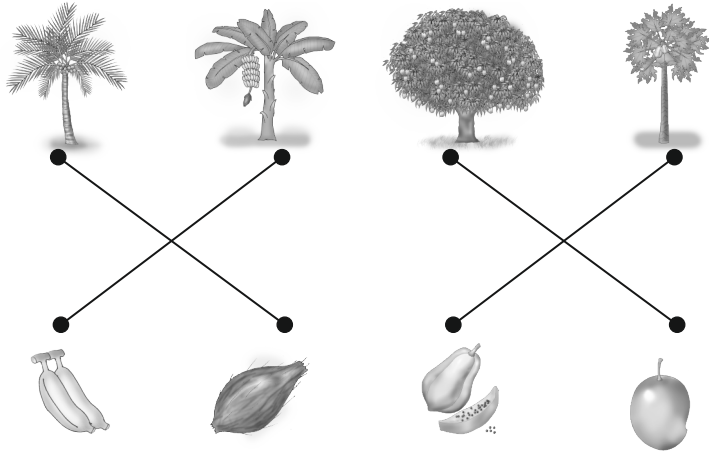


१६. ओळख फळांची (Introduction of Fruits)

❖ नावे ओळखा. रेघेने जोडा.



❖ योग्य जोड्या जुळवा.



❖ खालील चित्रे रंगवा.
विद्यार्थ्यांनी स्वतः कृती करा.

१७. देरे भाऊ, माझा खाऊ (My brother, give me my Confection)

❖ अयोग्य शब्द खोडा.

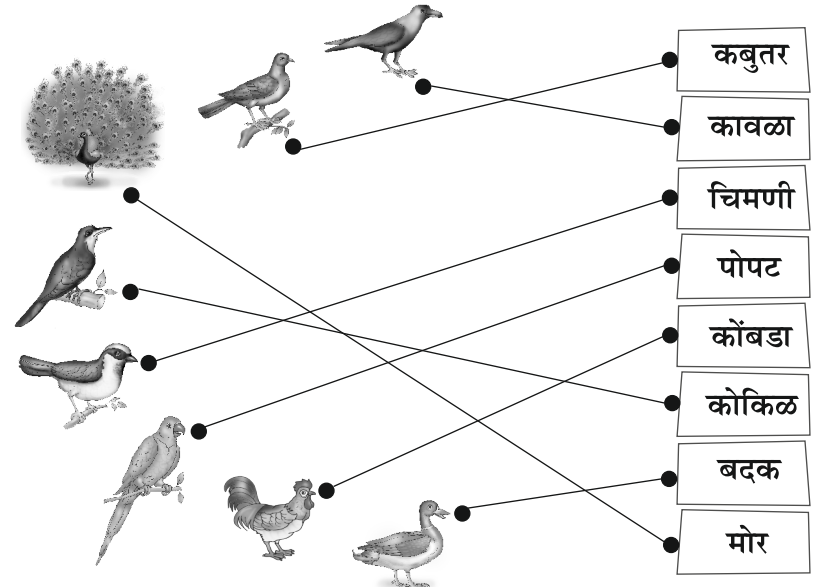
- (१) पोपट मिरची / ~~देरे~~ खातो. (२) मांजर दूध / ~~चेहा~~ पिते.
 (३) कुत्रा चॉकलेटे / ~~बिस्कीट~~ खातो. (४) कोंबडा, चिमणी दाणे / ~~भारत~~ खातात.
 (५) कबुतर कावे / ~~काव~~ / गुटरऽ गुंऽ करते. (६) कोकिल कुहूऽ / ~~कुकेरू~~ कूऽऽ करतो.

१८. पक्ष्यांचे जग (World of Birds)

❖ चित्रे पाहा. ओळखा. नाव ऐका. सांगा. नाव दाखवा.


- पोपट मिठूमिठू बोलतो. मोर मियाँवऽ मियाँवऽ ओरडतो.
 कोकिल कुहूऽ कुहूऽ गातो. बदक क्वक् क्वक् करते.
 कोंबडा कुकूचकूऽऽ ओरडतो. कावळा कावकाव करतो.
 कबुतर गुटरऽ गुंऽ गुटरऽ गुंऽ करते. चिमणी चिवचिव करते.

❖ योग्य जोड्या जुळवा.



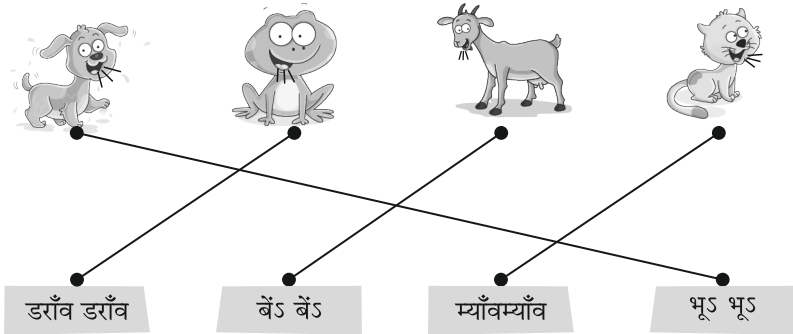
१९. ओळख प्राण्यांची (Introduction of Animals)

❖ उपक्रम : खालील प्राणी कोणते ते सांगा. नावे लिहा.



२०. प्राण्यांचे जग (World of Animals)

❖ योग्य जोड्या जुळवा.



❖ चित्रे पाहा आणि कंसातील प्राण्यांचे आवाज ओळखून वाक्ये पूर्ण करा.

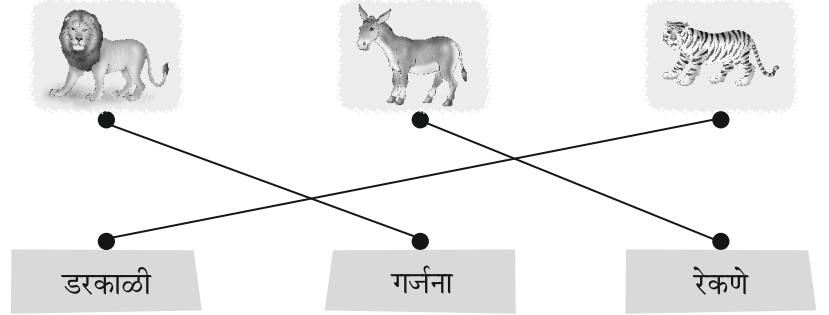
कोल्हा कुई-कुई करतो.

मेंढी में-में करते.

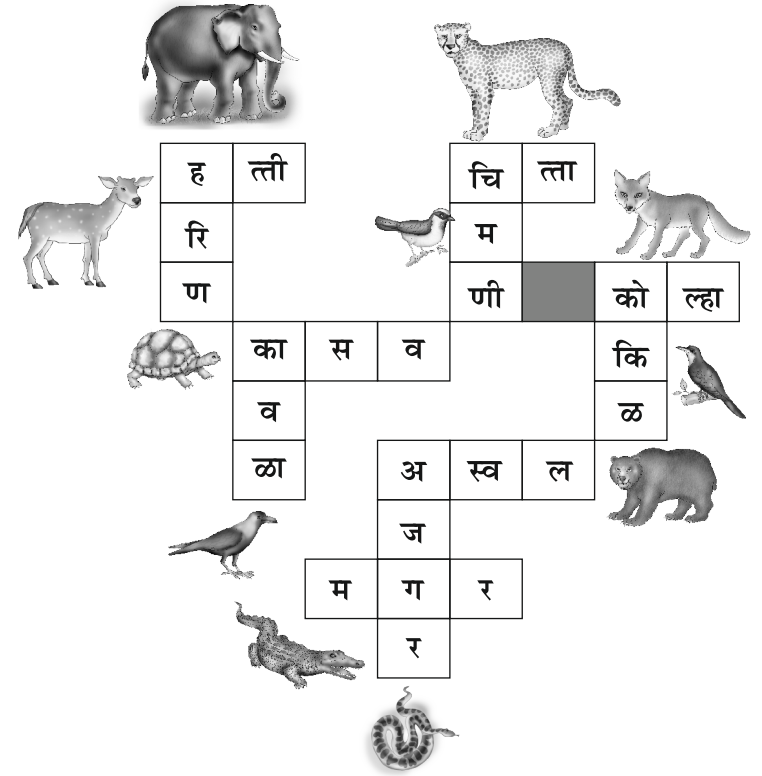
हत्ती चीं-चीं चित्कारतो.

माकड हुप-हुप करतो.

❖ योग्य जोड्या जुळवा.



❖ चित्र पाहून शब्दकोडे पूर्ण करा.



२१. आम्हांलाही खेळायचंय (We too want to Play)

❖ विद्यार्थ्यांनी स्वतः कृती करा.

BOOK 4

English Balbharati

Unit Seven – 1. Traffic Rules

CLASSWORK

1. 1. saw, trick, rock 2. motor, cycle, more
3. sign, sing, gas
2. 1. running 2. unsafe 3. in
4. finish 5. go
3. 1. feet 2. fine 3. fed 4. crossing
4. 1. Ship 2. Bus 3. Tempo 4. Tractor
5. Bicycle 6. Truck 7. Jeep 8. Boat
9. Aeroplane 10. Bullock cart

ACTIVITY

1. Red - Stop Yellow - Get ready Green - Go
2. [To be done by students with teacher's help.]
3. [To be done by students with teacher's help.]

2. A Shapes Mobile

CLASSWORK

1. 1. Square 2. Triangle 3. Circle
4. Rectangle 5. Kite 6. Egg
7. Oval 8. Heart 9. Cloud
10. Star 11. Rainbow 12. Crescent Moon
13. Mango 14. Flower 15. Leaf
16. Butterfly

2. [To be done by students with teacher's help.]
3. [To be done by students with teacher's help.]
4. 1. circle, egg, heart, kite, oval, rectangle, square, triangle
2. butterfly, cloud, crescent moon, flower, leaf, mango, rainbow, star

3. The Egg

CLASSWORK

1. Baby Parrot lived in the nest.
2. Baby Parrot remembered the egg.
3. Mummy said these words.
4. 1. An egg
A broken egg
A broken egg in the nest.
2. Mummy
Caring mummy
A caring mummy busy all the time.
3. A monkey
A restless monkey
A restless monkey jumping from tree to tree.
5. Baby Parrot watched the egg.
Mummy moved around the egg to make sure it was comfortable.
New baby sister would soon play with baby parrot.
6. a. for, table, come, able, fort
b. egg, shell, she, leg
c. key, money, men, one

7. 1. parrot 2. mummy 3. food
 4. look 5. egg 6. wrapped
 7. good 8. trees 9. too
 10. peered 11. suddenly 12. worry
 13. popped 14. eggshell
8. 1. small 2. short 3. uncomfortable
 4. cool 5. bad 6. old

4. This-That



1. 1. This is a book. 2. That is a tree.
 3. This is a pencil. 4. That is the sun.
 5. This is a spoon. 6. That is the moon.
2. 1. star 2. moon 3. sun
3. 1. far 2. nothing 3. in

5. The Monkey and the Log



1. 1. Once upon a time there were two friends.
 2. Once upon a time there was a castle full of surprises.
 3. Once upon a time there were two sisters.
 4. I wonder if I can do it.
 5. I hope, I can make everyone happy.
2. 1. idle 2. come 3. there
 4. push 5. in 6. easy
2. 1. I had a special lunch today.
 2. My mother had a head pain.

3. The dog's tail is wagging with happiness.

Unit Eight – 1. The Sun



1. 1. sky 2. had 3. sun 4. said
2. 1. The sun is shining in the sky.
 2. Raj is climbing a ladder.
 3. John is singing a song.
 4. Jenny is eating a banana.

2. Tommy is Lost



1. 1. fox 2. hot 3. way 4. joy 5. ran
2. 1. Joy was a little boy.
 2. Joy liked Tommy very much.
 3. Tommy saw a fox coming.
 4. Tommy was lost that made Joy cry.
 5. Tommy lead Joy home.
 6. Yes, they are best friends because they stayed together always.
3. 1. Joy liked Tommy very much.
 2. Joy and Tommy began to walk.
 3. Tommy saw a fox passing by.
 4. And Tommy and Joy reached home safely.
4. [To be done by students with teacher's help.]
5. 1. cold 2. outside 3. found 4. relax

6. 1. The rabbit lived near the pond.
2. The house was made up of stones.
3. I like to walk every morning.
4. The fox is a cunning animal.

3. It's a Funny World!



1. 1. Put the fish in water, not on the tree.
 2. Put the coconut tree on the field, not in the house.
 3. Put fruits on the tree and not in the sky.
 4. Put the ship in the sea and not on the tracks.
 5. Put boat in the river and not on the field.
 6. Put a wheel on the cycle and not the clock.
 7. Put the flower plants in the field, not on the road.
 8. Put the butterflies in the sky, not in a pond.
2. Apples grow on the trees. Coconut tree grows on the ground. Butterfly flies in the environment. Fish swims in river/sea. Boat and ship sails in the sea or ocean. Flowers are grown in the garden. Vehicle move on the road.

3. Birds

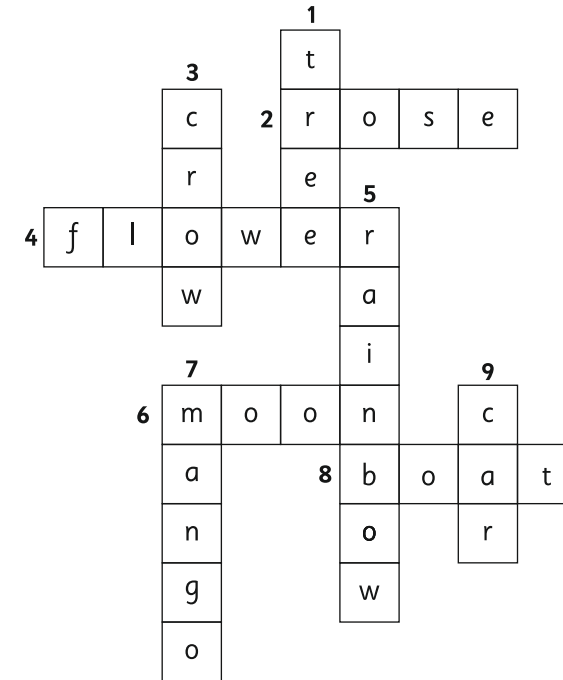
Five birds

Five birds live

Five birds live in the tree

Five small birds live in the tree

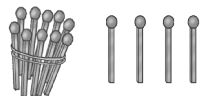
4. Crossword




Mathematics

36. Addition - upto 20

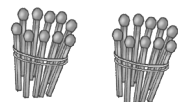
Classwork



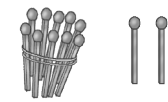
$10 + 4 = 14$



$10 + 6 = 16$

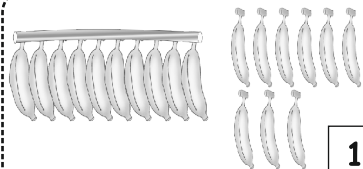


$10 + 10 = 20$



$10 + 2 = 12$

Homework



19



15

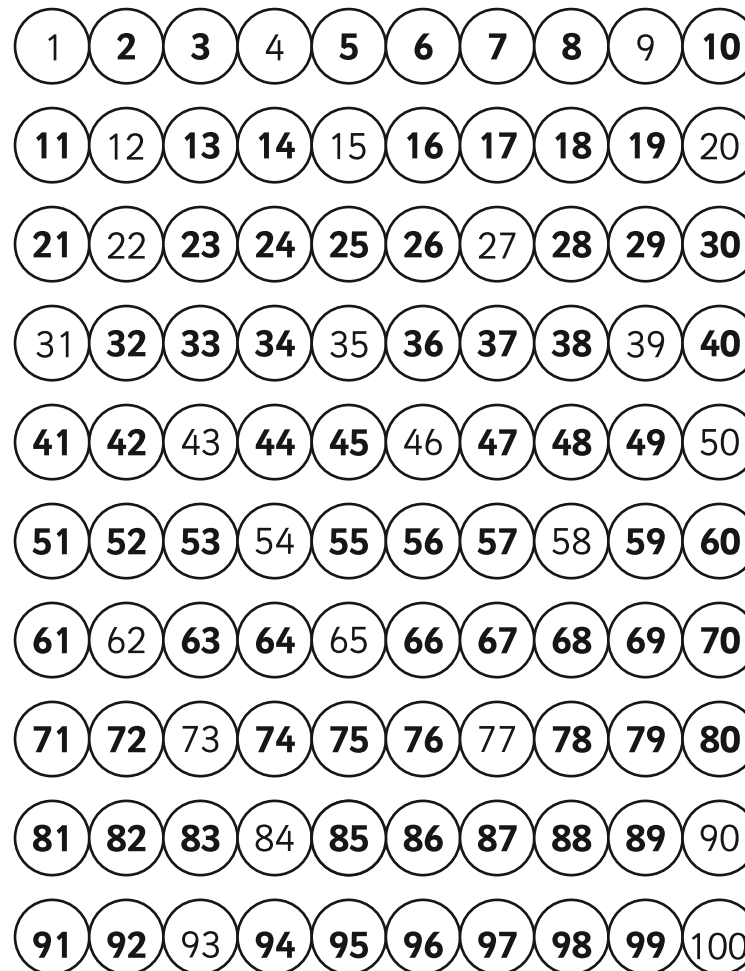


17



14

Number Recap 1-100

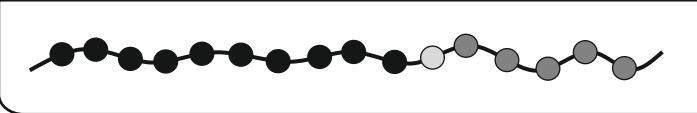
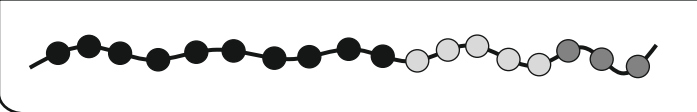
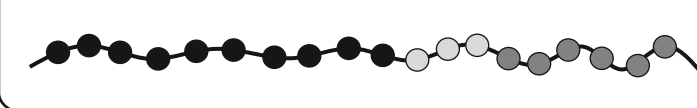


Numbers 1-100

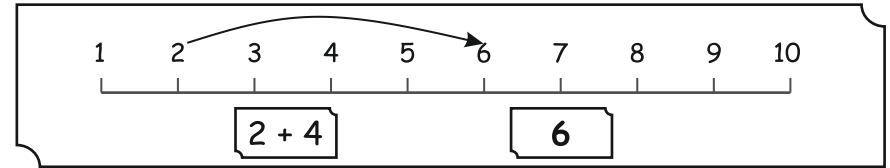
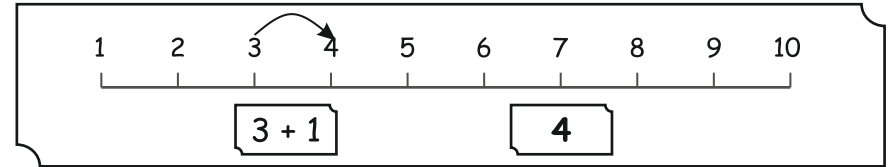
1	2	3	4	5	6	7	8	9	10
11	12	13	14	15	16	17	18	19	20
21	22	23	24	25	26	27	28	29	30
31	32	33	34	35	36	37	38	39	40
41	42	43	44	45	46	47	48	49	50
51	52	53	54	55	56	57	58	59	60
61	62	63	64	65	66	67	68	69	70
71	72	73	74	75	76	77	78	79	80
81	82	83	84	85	86	87	88	89	90
91	92	93	94	95	96	97	98	99	100

37. Addition by Counting Forward

Classwork

	16
	18
	19

2.



Homework



















2.

$\begin{array}{r} 7 \\ + 5 \\ \hline 12 \end{array}$	$\begin{array}{r} 3 \\ + 6 \\ \hline 9 \end{array}$	$\begin{array}{r} 7 \\ + 8 \\ \hline 15 \end{array}$	$\begin{array}{r} 5 \\ + 3 \\ \hline 8 \end{array}$	$\begin{array}{r} 5 \\ + 1 \\ \hline 6 \end{array}$	$\begin{array}{r} 12 \\ + 2 \\ \hline 14 \end{array}$
$\begin{array}{r} 6 \\ + 2 \\ \hline 8 \end{array}$	$\begin{array}{r} 10 \\ + 3 \\ \hline 13 \end{array}$	$\begin{array}{r} 7 \\ + 1 \\ \hline 8 \end{array}$	$\begin{array}{r} 15 \\ + 2 \\ \hline 17 \end{array}$	$\begin{array}{r} 5 \\ + 3 \\ \hline 8 \end{array}$	$\begin{array}{r} 8 \\ + 1 \\ \hline 9 \end{array}$

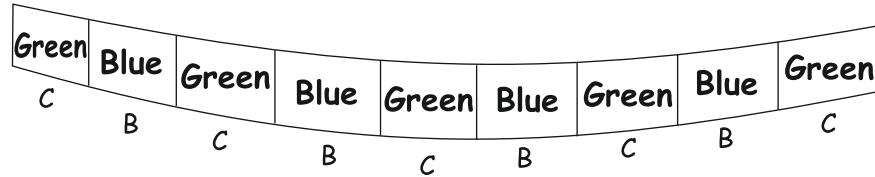
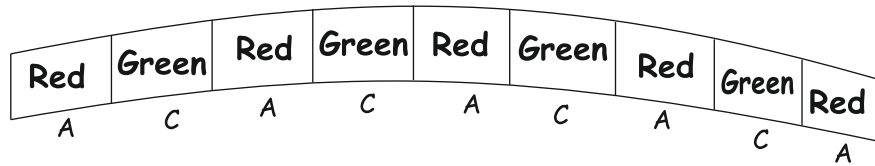
38. Patterns

Classwork

1.

2.



Classwork


L I H L I H L	7 8 9 7 8 9 7
Aa Bb Aa Bb Aa Bb	1 2 1 2 1 2 1

39. In - Out

Classwork

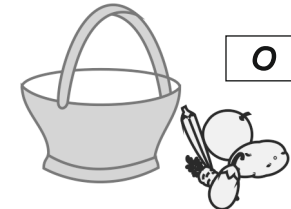

Colour the box below the picture showing bird in the nest.

Colour the box below the picture showing the lion outside the cave.







Classwork

Fill in the boxes with 'O' for out and 'I' for in.















40. Broad - Narrow

Classwork

	<input checked="" type="checkbox"/>		<input checked="" type="checkbox"/>
	<input checked="" type="checkbox"/>		<input checked="" type="checkbox"/>

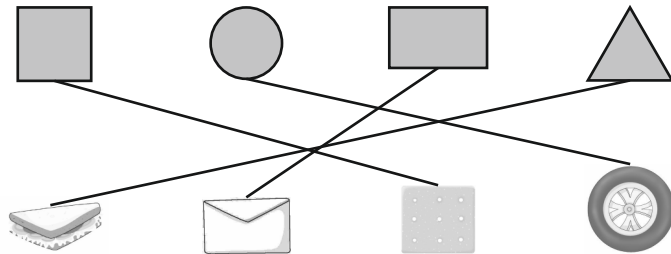
Homework

	2		1
	1		3
	3		2

	3		2
	2		3
	1		1

41. Identifying Shapes

Classwork






Connections: Square to envelope, Circle to wheel, Rectangle to book, Triangle to envelope.

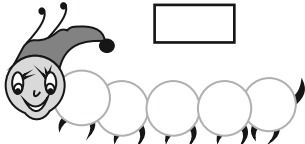

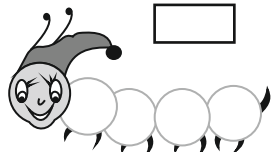
43. Longest - Shortest

Classwork

Colour the box below the longest train

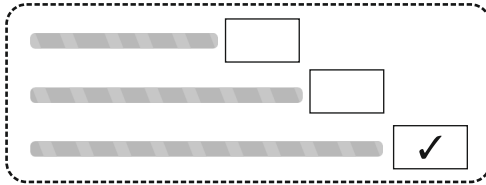
		
<input type="checkbox"/>	<input checked="" type="checkbox"/>	<input type="checkbox"/>

Colour the box near the Shortest caterpillar.

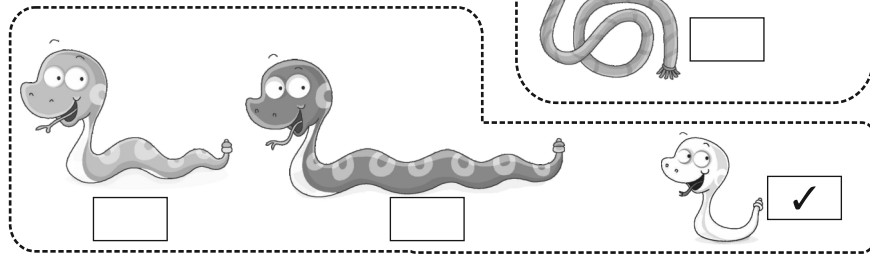
		
<input type="checkbox"/>	<input checked="" type="checkbox"/>	<input type="checkbox"/>

Classwork

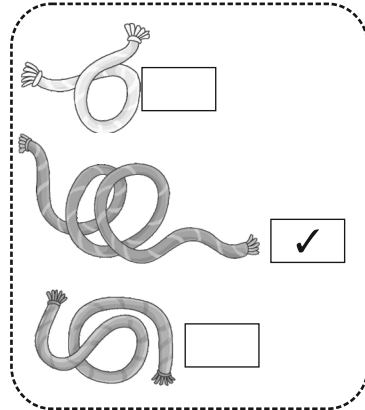
Tick (✓) the longest rod.



Tick (✓) the snake that is shortest.

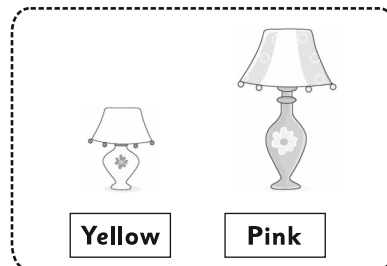
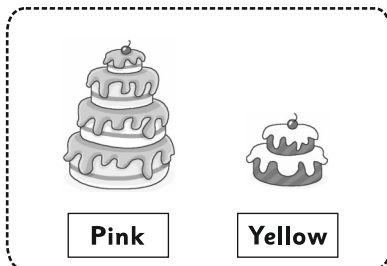
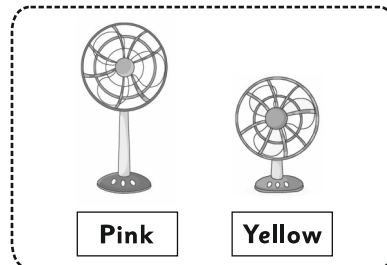
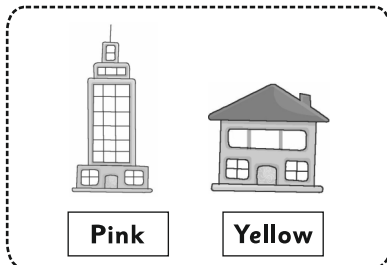


Tick (✓) the longest rope.



44. Tall - Short


Classwork



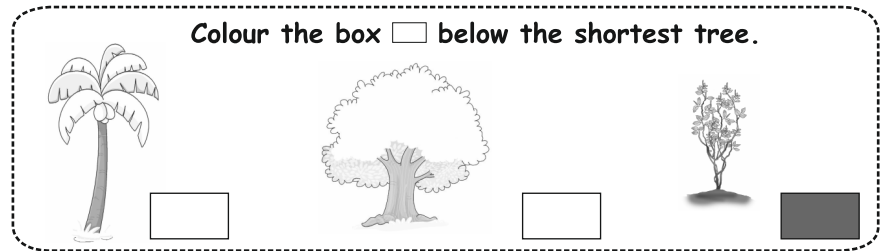
45. Tallest - Shortest

Classwork

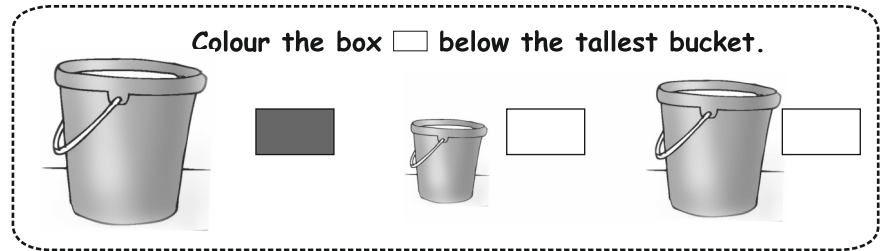
Colour the box below the tallest animal.




Colour the box below the shortest tree.



Colour the box below the tallest bucket.




Colour the box below the tallest person.




46. Heavy - Light

Classwork



47. Near - Far

Classwork




48. Left - Right

Classwork

Colour the box below the animal to the left of tree.



Circle the correct word in the box.



49. Less time - More time

Classwork


Colour the box below the picture which takes more time.



Colour the box below the picture of the vehicle which takes less time for journey.



Colour the box below the plant which needs more time to grow.



50. What is next ?

Classwork



5



1



3



2



4

51. Let us Measure

Classwork

(1) hand span

(2) feet

(3) hand span

(4) feet

52. Days of a Week

Classwork

1. (1) Sandwich

(2) Idli

(3) Friday

(4) Sandwich

2. (1) Saturday

(2) Tuesday

(3) Tuesday

(4) Saturday

(5) Wednesday

Activity

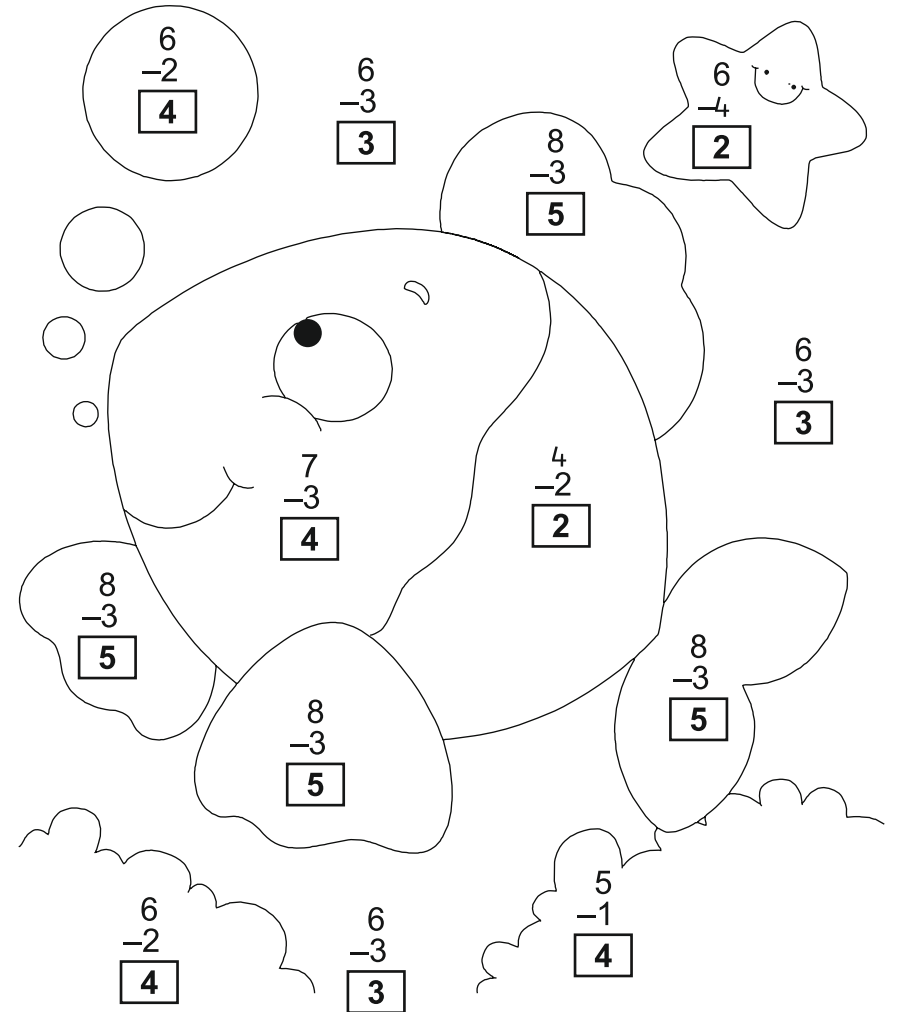
W	F	r	i	d	a	y	T	o
e	p	q	w	x	z	y	u	S
d	a	l	i	M	t	r	e	a
n	s	z	a	o	r	q	s	t
e	p	s	x	n	v	u	d	u
s	S	u	n	d	a	y	a	r
d	z	x	e	a	x	w	y	d
a	v	x	i	y	z	w	t	a
y	T	h	u	r	s	d	a	y

53. Lets us Observe and Understand

Classwork

1. Four
2. Six
3. Eight
4. Pineapple
5. Banana

Activity




Play Do Learn

Play - 5. Exercises


5.1 Surya Namaskar



5.2 Various Body Postures

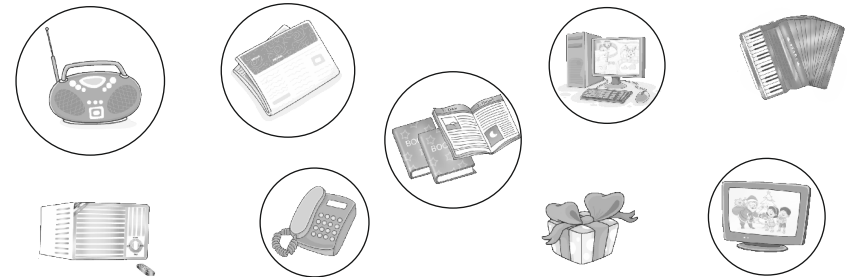


2.



Do - 5. Area - Technology

Information and Communication Technology




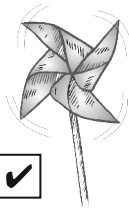

Learn - 5. Dance

5.1 Movements of Head and Neck

[To be done by students with teacher's help.]

5.4 Swirling Around





6. Drama

6.1 Imitation of Sounds

[To be done by students with teacher's help.]

6.2 Self Introduction

[To be done by students with teacher's help.]

6.3 Greeting

Respect elders

Meet and greet

Soldier's salute

Eid wishing



6.4 Conversations

1. Balloon Seller -

1. The Balloon seller is selling balloons.
2. The children are very happy on seeing the balloon seller.
3. He has balloons of different colours, shapes and sizes.
4. He is carrying a bag on his shoulder.
5. The boy is asking about the cost of the balloons.

2. Vegetables Vendor -

1. We can see a vegetable vendor, two women and a boy.
2. He sells brinjals, carrots, potatoes and leafy vegetables.
3. He weighs vegetables with his scales.
4. He brings fresh vegetables.
5. Mother is buying leafy vegetables.

3. Meeting a Friend -

1. Amit and Riya are friends.
2. They play in the garden in the evening.
3. They share sweets with each other.
4. They speak about their school.

4. Bus Conductor -

1. We see the bus conductor and passengers.
2. The bus conductor is a very busy person.
3. He gives tickets to passengers.
4. He carries a bag on his shoulder.
5. He rings the bell when passengers get in and out.

5. Teacher and Students -

1. The teacher is teaching the students.
2. She gives them homework.
3. She checks their books everyday.
4. She helps them to read and write.
5. A boy is giving a book to the teacher.

मजेत शिकूया मराठी

२२. आरसा रडला, आरसा हसला (Mirror cried, Mirror laughed)



- ❖ खालील प्रश्नांची उत्तरे सांगा. (तोंडी)
- (१) मुलीचे केस विस्कटलेले आहेत.
- (२) मुलीचा फ्रॉक मळलेला आहे.
- (३) मुलगी अस्वच्छ आहे.
- (४) मुलीचे कुरूप आरशात दिसते म्हणून आरसा रडत आहे.

- ❖ खालील प्रश्नांची उत्तरे सांगा. (तोंडी)
- (१) आरशासमोर उभी राहिलेली मुलगी हसत आहे.
- (२) मुलीने स्वच्छ फ्रॉक घातलेला आहे.
- (३) मुलगीचा फ्रॉक स्वच्छ आहे.
- (४) मुलीला पाहून आरसा हसत आहे.



२३. माझे ओळख (My Introduction)

- ❖ विद्यार्थ्यांनी स्वतः कृती करा.

२४. माझे मित्र (My Friends)



- ❖ खालील प्रश्नांची उत्तरे सांगा. (तोंडी)
- (१) शाळेतील विद्यार्थी शाळेच्या आवारात बसले आहेत.
- (२) त्यांच्या हातात त्यांच्या नावाच्या पाट्या आहेत.
- (३) शिक्षिका त्यांना त्यांची नावे विचारत आहेत.

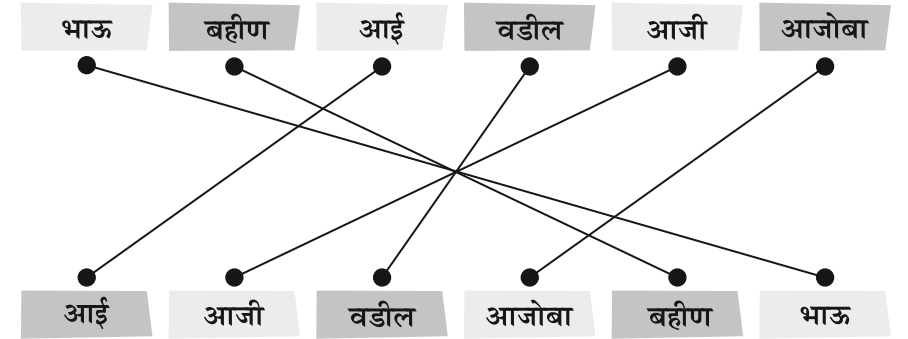
- ❖ खालील प्रश्नांची उत्तरे सांगा.
(तोंडी)

- (१) मुलगी आईला आपल्या मित्र-मैत्रिणींची ओळख करून देत आहे.



२५. माझे कुटुंब (My Family)

- ❖ दिलेल्या शब्दांच्या जोड्या जुळवा.



२६. माझे पान (My page about Myself)

- ❖ विद्यार्थ्यांनी स्वतः कृती करा.

२७. चित्रात काय? (What do you see in the picture?)

- ❖ खालील रिकाम्या जागा भरा.
- (१) मानसी ते झाड बघ. (२) मानसी तो पक्षी बघ.
- (३) मानसी ती झोपडी बघ.

२८. ओळखा पाहू! (Try to Recognise!)

- ❖ विद्यार्थ्यांनी स्वतः कृती करा.