

Key to
LIGHT WEIGHT
SERIES

Mathematics
Book - I to IV
STD - I

Teacher's Copy

NAVJEEVAN PUBLICATIONS PVT. LTD.
EDUCATIONAL PUBLISHERS



MUMBAI

4940/1B, Dhobiwadi, Dr. Jaykar Marg, Opp. Datta Mandir, Thakurdwar,
Mumbai - 400 002.

Only Calling: 8291852601

Calling & Whatsapp: 9322531798 / 8291852631 / 8291972352

Website: www.navjeevanpublications.com

Enquiries: info@navjeevanpublications.com

Sales: acc.nppl@gmail.com

PUNE

470 /471, Raviwar Peth, Nandan Residency, 1st Floor,
Phadke Haud, Pune - 411 002.

Tel.: (020) 24432951 / 7066835645

CONTENTS


Sr. No.	Chapter Name	Pg. No.	Sr. No.	Chapter Name	Pg. No.
	Book - I				
	Part - I		29.	Introduction and Writing of 41 to 50	31
1.	Small - Big	3	30.	Introduction and Writing of 51 to 60	35
2.	Behind - In front of	3	31.	Introduction and Writing of 61 to 70	37
3.	Above - Below	4	32.	Introduction and Writing of 71 to 80	39
5.	One - Many	4	33.	Introduction and Writing of 81 to 90	41
6.	Find the Difference	5	34.	Introduction and Writing of 91 to 99	43
7.	Understand and Write 1	5	36.	Addition - upto 20	44
8.	Understand and Write 2	6	37.	Addition by Counting Forward	46
9.	Understand and Write 3	6	38.	Patterns	47
10.	Understand and Write 4	7	39.	In - Out	48
11.	Understand and Write 5	7		Book - IV	
12.	Understand and Write 6	7	40.	Broad - Narrow	50
13.	Understand and Write 7	8	41.	Identifying Shapes	50
	Book - II		42.	Long- Short	50
14.	Understand and Write 8	9	43.	Longest - Shortest	51
15.	Understand and Write 9	9	44.	Tall - Short	52
16.	Practice 1 to 9	10	45.	Tallest - Shortest	53
18.	Less - More	13	46.	Heavy - Light	54
19.	Increasing - Decreasing Order	15	47.	Near - Far	54
20.	Let us 'Add'	16	48.	Left - Right	55
21.	Let us Learn Subtraction	19	49.	Less Time - More Time	56
23.	Lets us learn 'Tens'	22	50.	What is next?	56
24.	Introduction and Writing of 11 to 20	23	51.	Let us Measure	57
25.	Steps of 'Ten'	25	52.	Days of a Week	57
26.	Coins and Currency Notes	25	53.	Let us Observe and Understand	58
	Book - III				
	Part - II				
27.	Introduction and Writing of 21 to 30	27			
28.	Introduction and Writing of 31 to 40	29			

BOOK - I

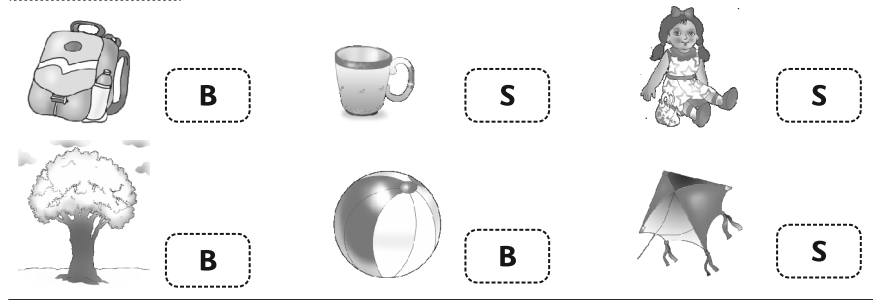
Part - I

1. Small - Big

Classwork

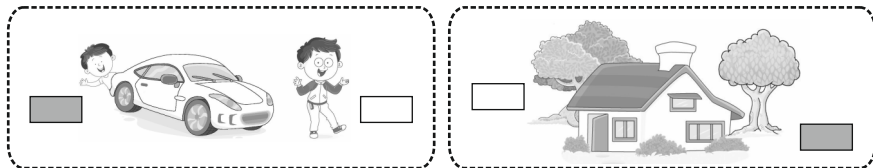


Homework

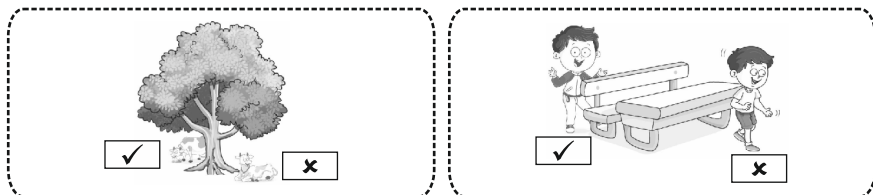


2. Behind - In Front of

Classwork

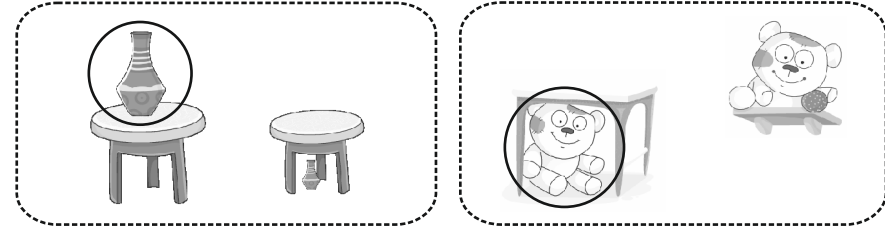


Homework


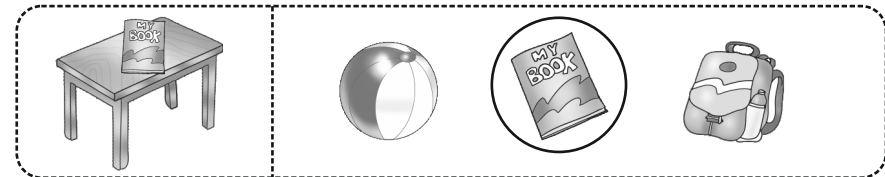


3. Above and Below

Classwork




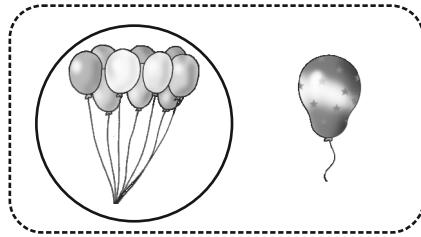
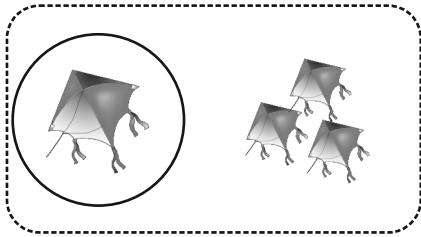
Homework




5. One - Many

Classwork







Homework



O



M



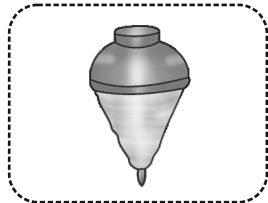
M



M



M



O

6. Find the Difference

Classwork

[To be done by students.]

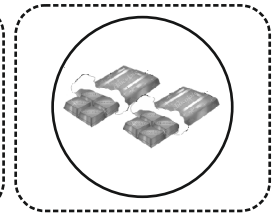

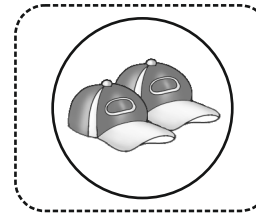
7. Understand and Write 1

Activity

Colour the nose, mouth and tongue.




8. Understand and Write 2

Activity

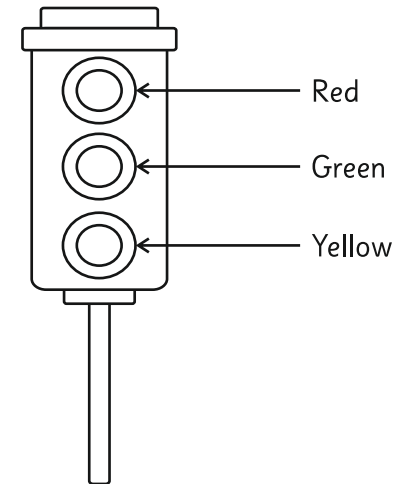


9. Understand and Write 3

Classwork



Activity



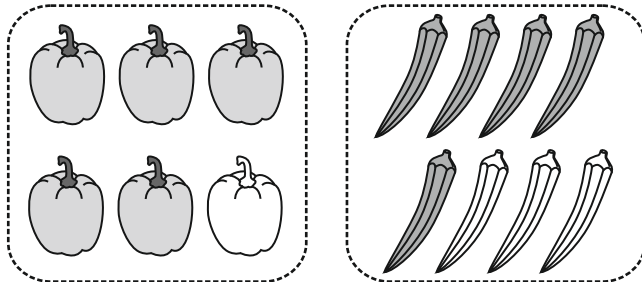
10. Understand and Write 4

Activity




11. Understand and Write 5

Classwork



12. Understand and Write 6

Classwork

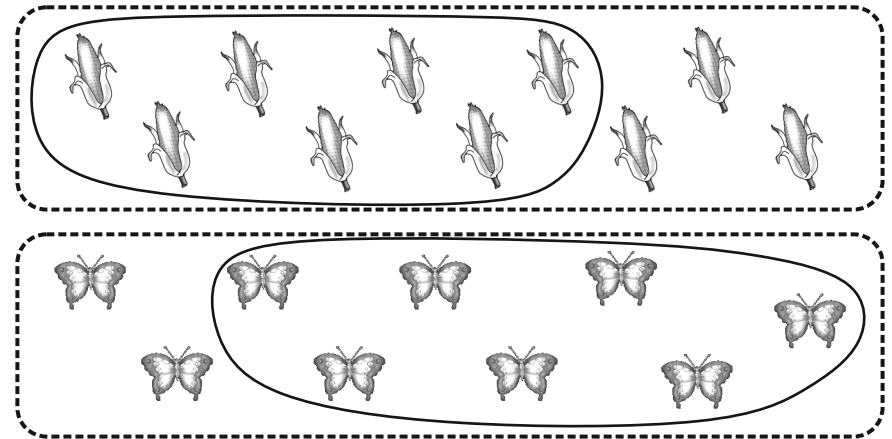


Activity

[To be done by students.]

13. Understand and Write 7

Classwork

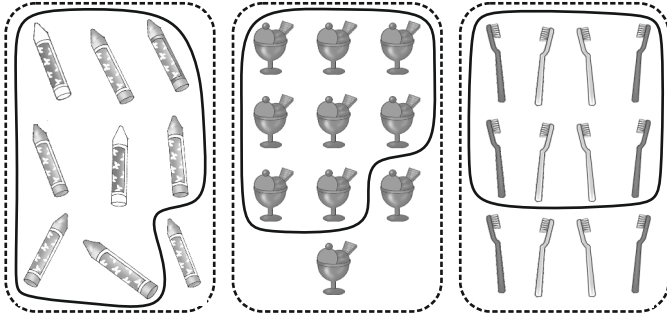


Activity


[To be done by students.]

14. Understand and Write 8

Classwork




Activity



15. Understand and Write 9

Classwork



Activity

16. Practice 1 to 9

Classwork

2.

3.

4.

1	
2	
3	
4	
5	
6	
7	
8	
9	

5.

4	Six	9	Three	2	Seven
6	Eight	3	Five	1	Two
8	Four	5	Nine	7	One

6.

5 6 3 8	2 5 7 4
7 5 6 3	4 9 3 1

3 6 8 9	7 6 4 2


7.

4	4	6	4


▲ Count and write.

Picture	Numbers	
	in digits	in words
	1	One
	2	Two
	3	Three
	4	Four
	5	Five
	6	Six
	7	Seven
	8	Eight
	9	Nine


7.




3



1



2




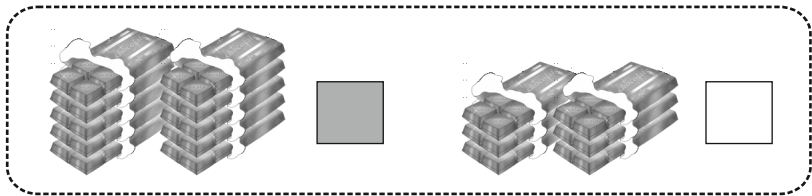
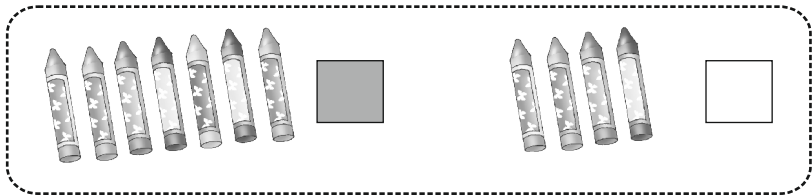
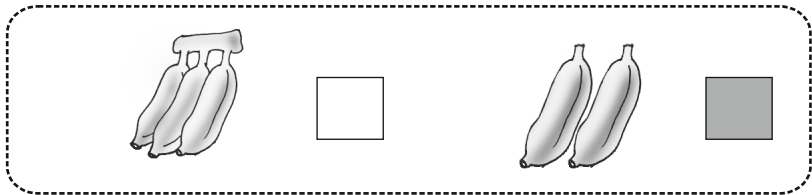
1



2

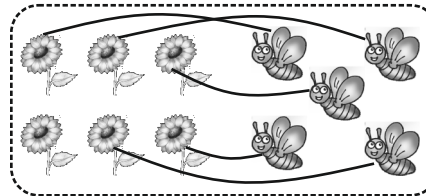
18. Less - More

Classwork




One to one pairing

1.



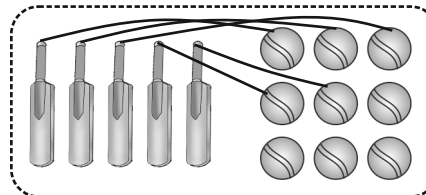
M

L



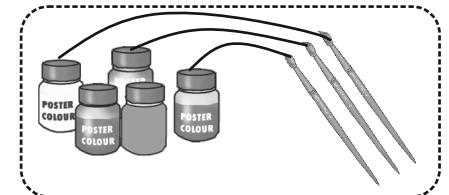
L

M



L


M



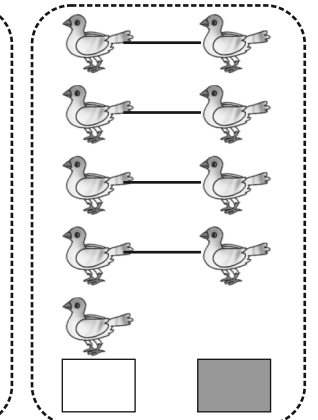

M

L

2.




14



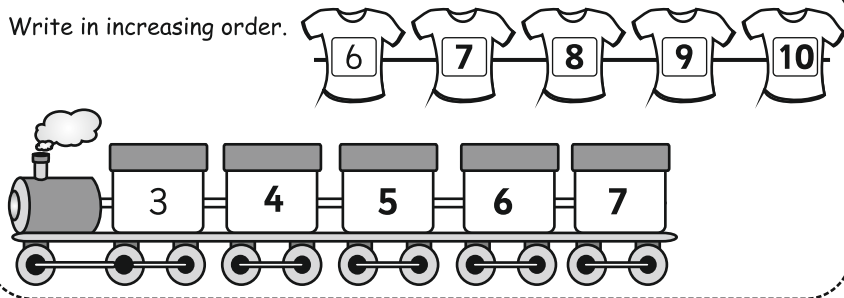
19. Increasing - Decreasing Order

Classwork

Write in decreasing order.



Write in increasing order.



Homework

Write the given number in increasing order.

6	7	8	9
4	5	6	7
1	2	3	4

Write the given number in decreasing order.

5	4	3	2
9	8	7	6
5	4	3	2

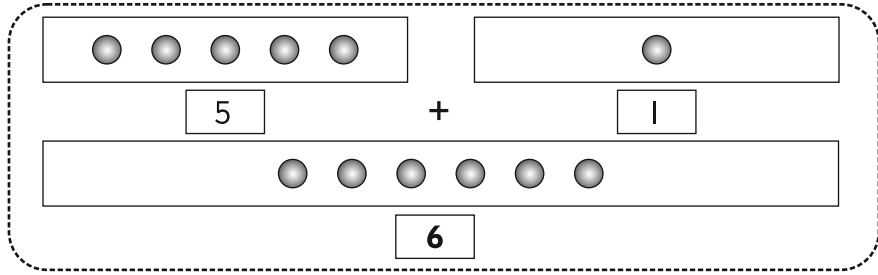
20. Let us 'Add'

Classwork

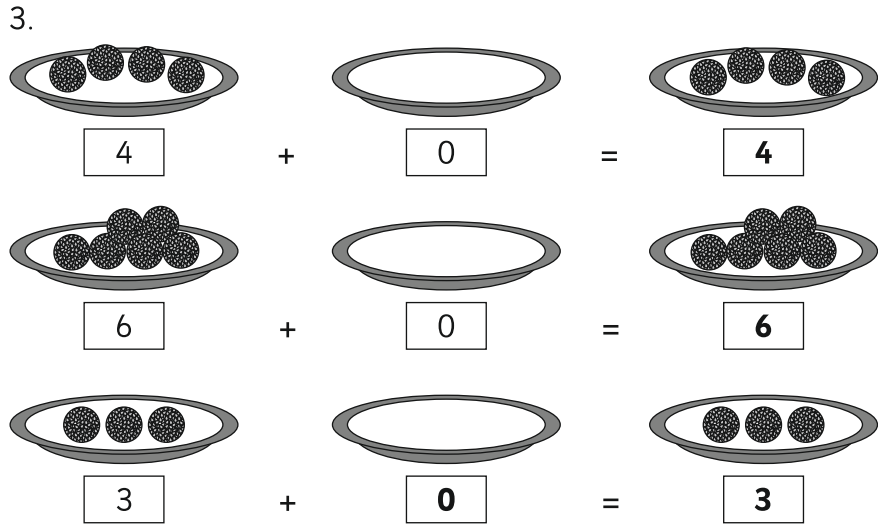
1

For adding we use the sign (+)

2.



Addition of Zero



4.

$5 + 1 =$	<input type="text" value="6"/>	$3 +$	<input type="text" value="2"/>	$= 5$
$2 + 2 =$	<input type="text" value="4"/>	$2 +$	<input type="text" value="2"/>	$= 4$
$3 + 1 =$	<input type="text" value="4"/>	$5 +$	<input type="text" value="2"/>	$= 7$
$4 + 4 =$	<input type="text" value="8"/>	$2 +$	<input type="text" value="1"/>	$= 3$
$6 + 3 =$	<input type="text" value="9"/>	$7 +$	<input type="text" value="2"/>	$= 9$
$7 + 2 =$	<input type="text" value="9"/>	$1 +$	<input type="text" value="8"/>	$= 9$
$3 + 3 =$	<input type="text" value="6"/>	$3 +$	<input type="text" value="3"/>	$= 6$

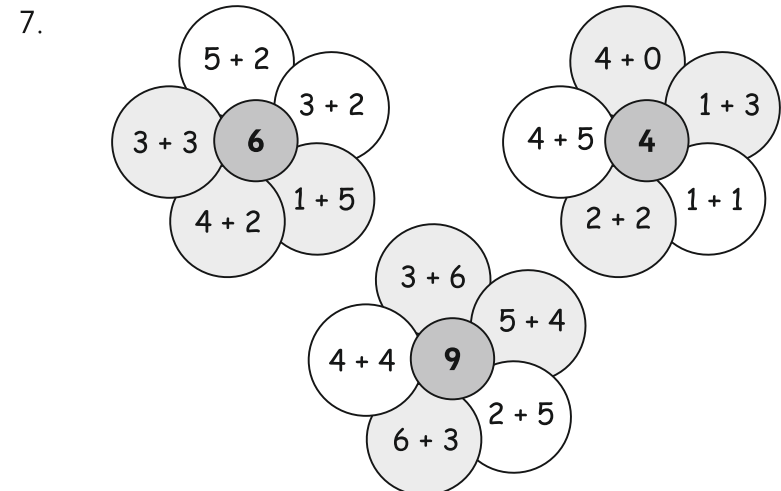
5.

$\begin{array}{r} 6 \\ + 2 \\ \hline 8 \end{array}$	$\begin{array}{r} 1 \\ + 1 \\ \hline 2 \end{array}$	$\begin{array}{r} 2 \\ + 1 \\ \hline 3 \end{array}$	$\begin{array}{r} 4 \\ + 3 \\ \hline 7 \end{array}$	$\begin{array}{r} 2 \\ + 4 \\ \hline 6 \end{array}$	$\begin{array}{r} 1 \\ + 5 \\ \hline 5 \end{array}$
$\begin{array}{r} 4 \\ + 0 \\ \hline 4 \end{array}$	$\begin{array}{r} 5 \\ + 3 \\ \hline 8 \end{array}$	$\begin{array}{r} 3 \\ + 6 \\ \hline 9 \end{array}$	$\begin{array}{r} 2 \\ + 2 \\ \hline 4 \end{array}$	$\begin{array}{r} 3 \\ + 3 \\ \hline 6 \end{array}$	$\begin{array}{r} 5 \\ + 0 \\ \hline 5 \end{array}$


6.

<input type="text" value="4"/>	Radha's pencils	<input type="text" value="5"/>	Sachin's buns		
$+$	<input type="text" value="2"/>	Rita gave	$+$	<input type="text" value="3"/>	Hari's buns
<input type="text" value="6"/>	Total pencils	<input type="text" value="8"/>	Total buns		

<input type="text" value="3"/>	Riya's flowers	
$+$	<input type="text" value="4"/>	Neha's flowers
<input type="text" value="7"/>	Total flowers	



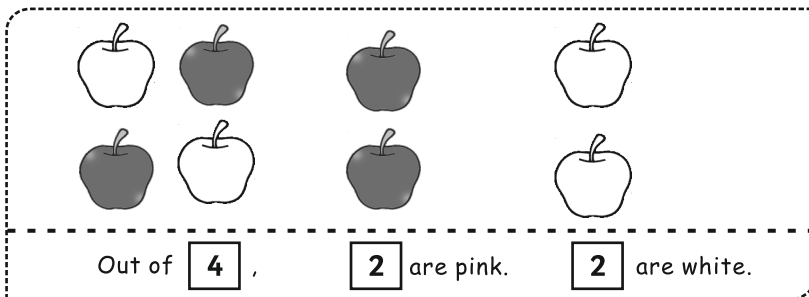

8.



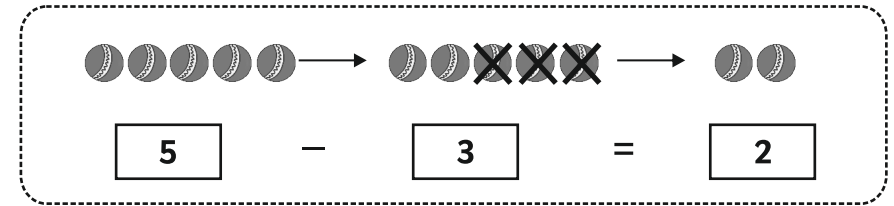
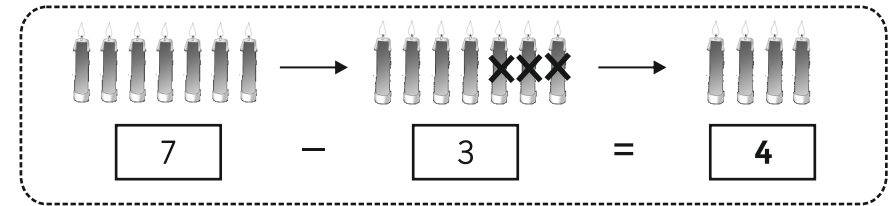
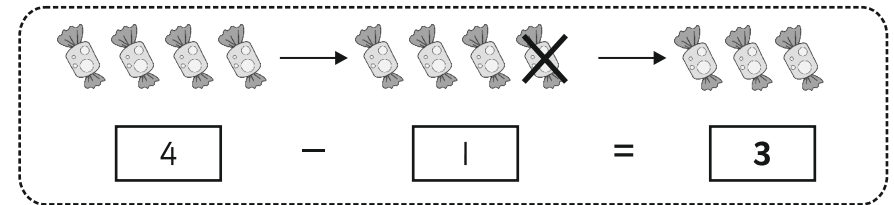
21. Let us Learn Subtraction

Classwork

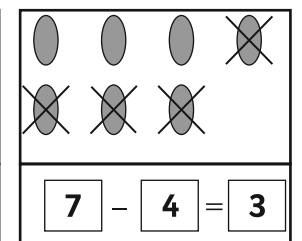
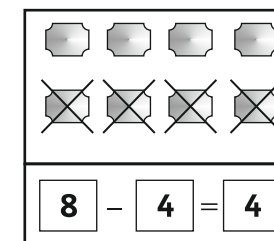
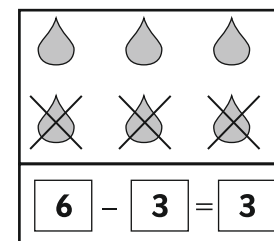
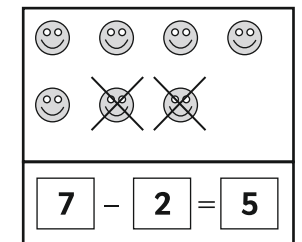
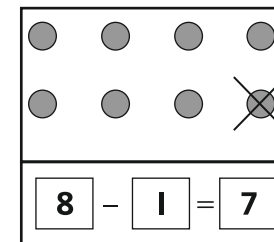
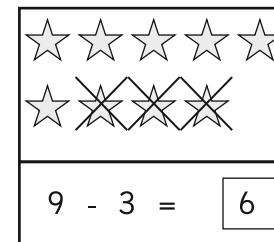
1.



2.



3.



4.

$$8 - 2 = \boxed{6}$$

$$6 - 5 = \boxed{1}$$

$$2 - 2 = \boxed{0}$$

$$5 - 5 = \boxed{0}$$

$$9 - \boxed{0} = 9$$

$$\boxed{7} - \boxed{2} = 5$$

$$9 - 3 = \boxed{6}$$

$$7 - 6 = \boxed{1}$$

$$8 - \boxed{3} = \boxed{5}$$

$$\boxed{6} - \boxed{3} = 3$$

5.

$$\begin{array}{r} 6 \\ - 2 \\ \hline 4 \end{array}$$

$$\begin{array}{r} 7 \\ - 2 \\ \hline 5 \end{array}$$

$$\begin{array}{r} 5 \\ - 2 \\ \hline 3 \end{array}$$

$$\begin{array}{r} 4 \\ - 1 \\ \hline 3 \end{array}$$

$$\begin{array}{r} 7 \\ - 3 \\ \hline 4 \end{array}$$

$$\begin{array}{r} 9 \\ - 3 \\ \hline 6 \end{array}$$

$$\begin{array}{r} 7 \\ - 7 \\ \hline 0 \end{array}$$

$$\begin{array}{r} 6 \\ - 1 \\ \hline 5 \end{array}$$

$$\begin{array}{r} 2 \\ - 2 \\ \hline 0 \end{array}$$

$$\begin{array}{r} 9 \\ - 4 \\ \hline 5 \end{array}$$

$$\begin{array}{r} 8 \\ - 5 \\ \hline 3 \end{array}$$

$$\begin{array}{r} 6 \\ - 4 \\ \hline 2 \end{array}$$

$$\begin{array}{r} 5 \\ - 1 \\ \hline 4 \end{array}$$

$$\begin{array}{r} 3 \\ - 3 \\ \hline 0 \end{array}$$

$$\begin{array}{r} 4 \\ - 2 \\ \hline 2 \end{array}$$

$$\begin{array}{r} 5 \\ - 2 \\ \hline 3 \end{array}$$

$$\begin{array}{r} 6 \\ - 3 \\ \hline 3 \end{array}$$

$$\begin{array}{r} 4 \\ - 1 \\ \hline 3 \end{array}$$

$$\begin{array}{r} 6 \\ - 3 \\ \hline 3 \end{array}$$

$$\begin{array}{r} 5 \\ - 3 \\ \hline 2 \end{array}$$

6.

$$\begin{array}{r} \boxed{6} \\ - \boxed{3} \\ \hline \boxed{3} \end{array}$$

Marbles Asha had.
Marbles given to Nagma
Marbles left

$$\begin{array}{r} \boxed{4} \\ - \boxed{2} \\ \hline \boxed{2} \end{array}$$

Books on a table
Books fell down
Books left

$$\begin{array}{r} \boxed{8} \\ - \boxed{5} \\ \hline \boxed{3} \end{array}$$

Balloons with Sonia
Balloons given to Mona
Balloons left

$$\begin{array}{r} \boxed{8} \\ - \boxed{2} \\ \hline \boxed{6} \end{array}$$

Caps in the shop
Caps sold
Caps left

23. Let us Learn 'Tens'

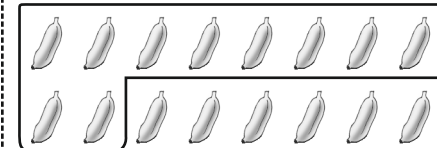
Classwork



3 Balance



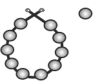
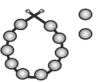
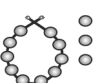
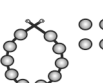
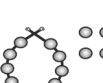
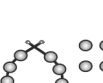
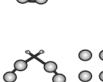
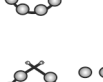
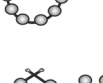
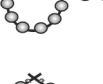
0 Balance



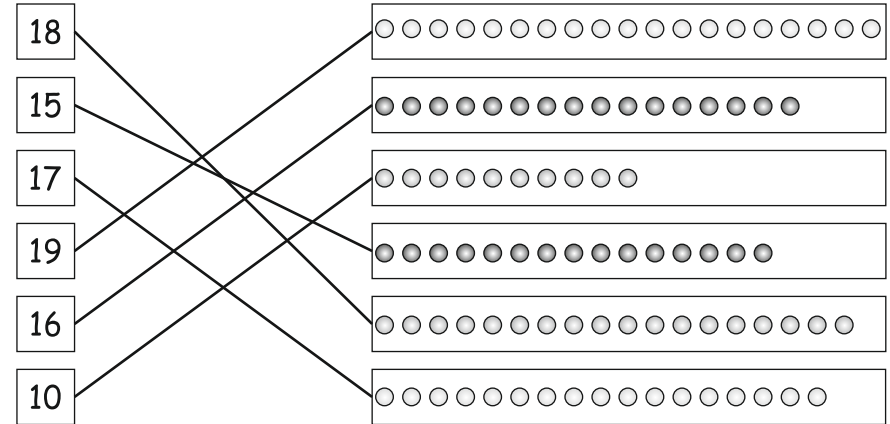
6 Balance

24. Introduction and Writing of 11 to 20

Classwork

		Tens	Units	Reading	
	1 Ten and 1 Unit	1	1	Eleven	Ten and One
	1 Ten and 2 Units	1	2	Twelve	Ten and Two
	1 Ten and 3 Units	1	3	Thirteen	Ten and Three
	1 Ten and 4 Units	1	4	Fourteen	Ten and Four
	1 Ten and 5 Units	1	5	Fifteen	Ten and Five
	1 Ten and 6 Units	1	6	Sixteen	Ten and Six
	1 Ten and 7 Units	1	7	Seventeen	Ten and Seven
	1 Ten and 8 Units	1	8	Eighteen	Ten and Eight
	1 Ten and 9 Units	1	9	Nineteen	Ten and Nine
	2 Tens and 0 Units	2	0	Twenty	Ten and Ten

1.



2.

(a) 17 is equal to 1 ten and 7 units.

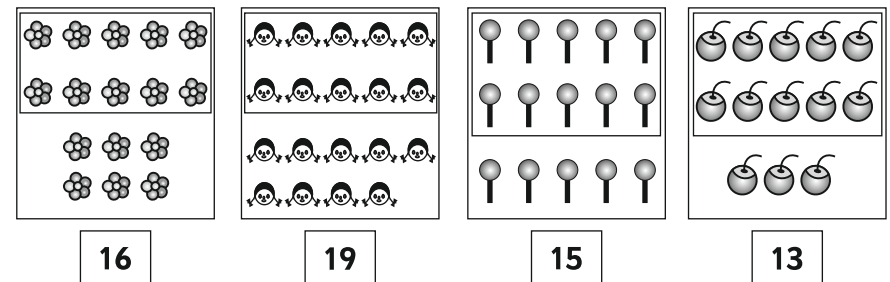
(b) 19 is equal to 1 ten and 9 units.

(c) One ten and 6 units make 16.

(d) 1 ten and 8 units make 18.

(e) One ten and 5 units are equal to 15.

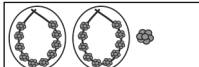
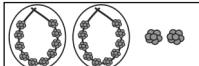
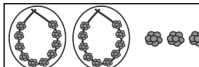
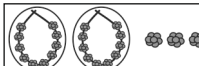
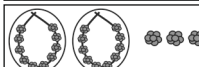
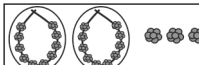
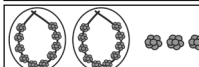

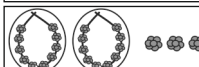
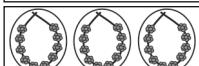
3.



27. Introduction and Writing of 21 to 30

Classwork

1.

	Tens	Units	In figures	In words
	2	1	21	Twenty - one
	2	2	22	Twenty - two
	2	3	23	Twenty - three
	2	4	24	Twenty - four
	2	5	25	Twenty - five
	2	6	26	Twenty - six
	2	7	27	Twenty - seven
	2	8	28	Twenty - eight
	2	9	29	Twenty - nine
	3	0	30	Thirty

2.

2 tens 3 units \rightarrow 23

2 tens 5 units \rightarrow 25

2 tens 7 units \rightarrow 27

2 tens 9 units \rightarrow 29

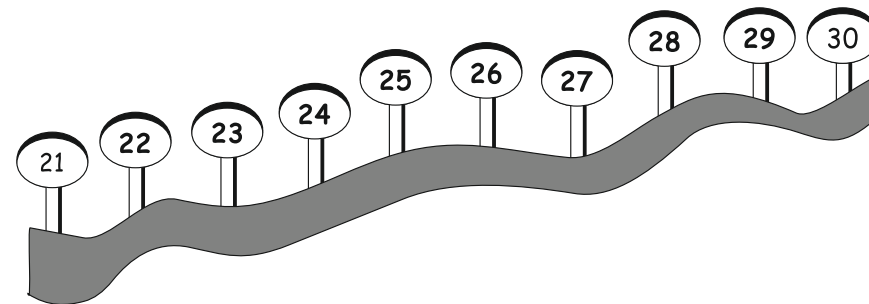
2 tens 0 units \rightarrow 20

2 tens 2 units \rightarrow 22

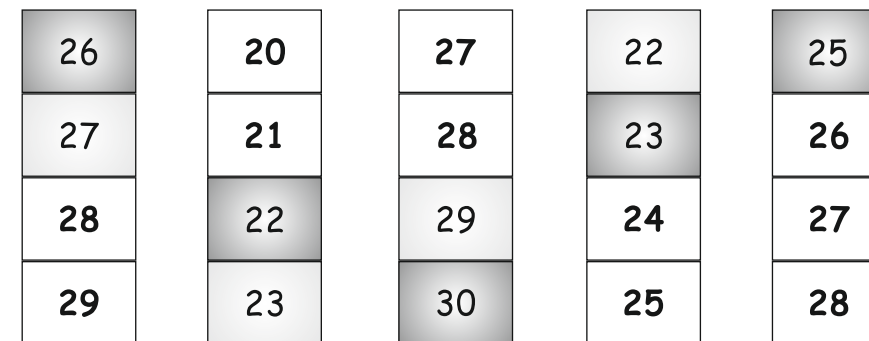
3.



4.



5.



(a) 26

(b) 29



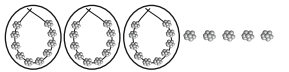




(c) 22

(d) 22

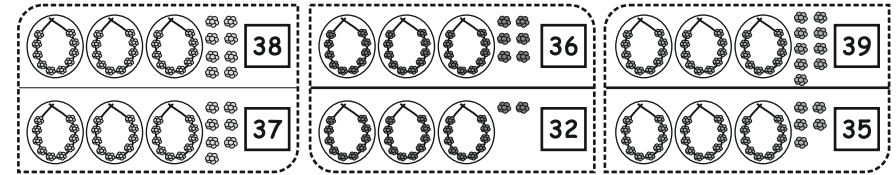
28. Introduction and Writing of 31 to 40

Classwork

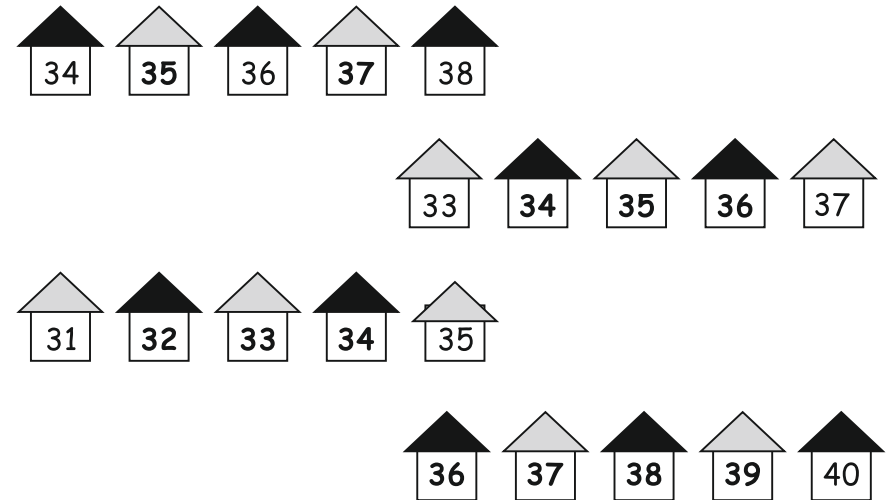
1.

	Tens	Units	In figures	In words
	3	1	31	Thirty One
	3	2	32	Thirty Two
	3	3	33	Thirty Three
	3	4	34	Thirty Four
	3	5	35	Thirty Five
	3	6	36	Thirty Six
	3	7	37	Thirty Seven
	3	8	38	Thirty Eight
	3	9	39	Thirty Nine
	4	0	40	Forty

2.



3.



4.

35	25	31
36	26	32
37	27	33
38	28	34
	29	35
	30	
	31	

(a) 32

(b) 39

(c) 37




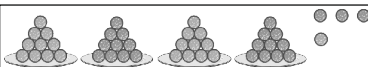
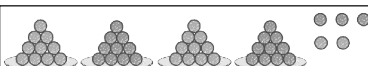



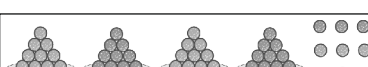
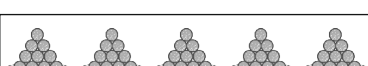
(d) 38

(e) 32

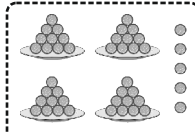
29. Introduction and Writing of 41 to 50

Classwork

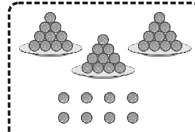
1.

	Tens	Units	In figures	In words
	4	1	41	Forty One
	4	2	42	Forty Two
	4	3	43	Forty Three
	4	4	44	Forty Four
	4	5	45	Forty Five
	4	6	46	Forty Six
	4	7	47	Forty Seven
	4	8	48	Forty Eight
	4	9	49	Forty Nine
	5	0	50	Fifty

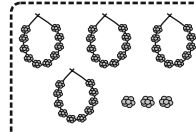
2.



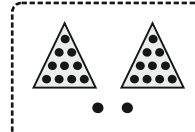
45



38

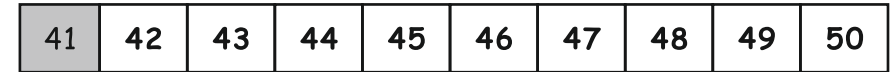


43

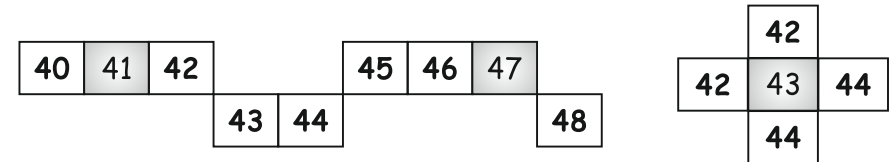


22

3.



4.




5.

44	41	43
45	42	44
46	43	45
46	42	47
47	43	48
48	44	49

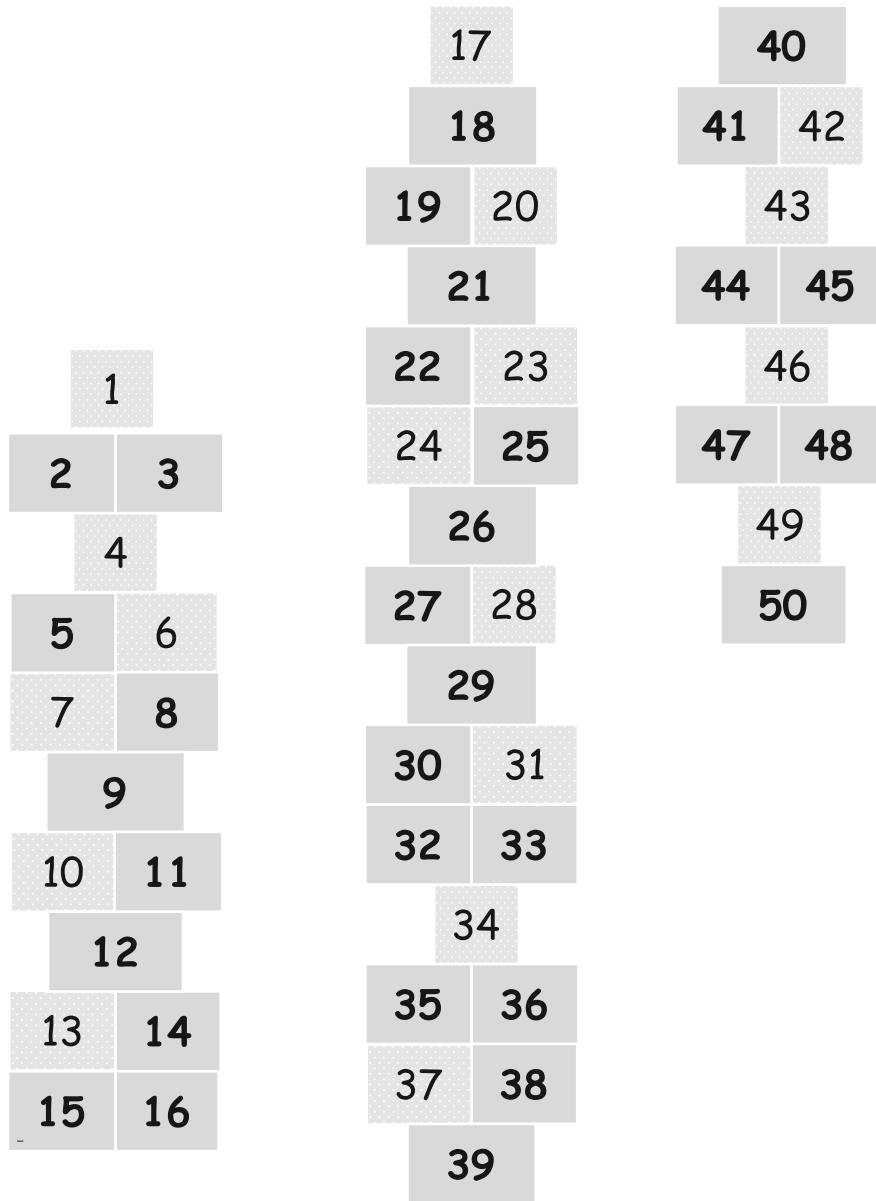
6.

4 tens 9	45
4 tens 5	43
4 tens 7	49
4 tens 3	50
5 tens 0	47

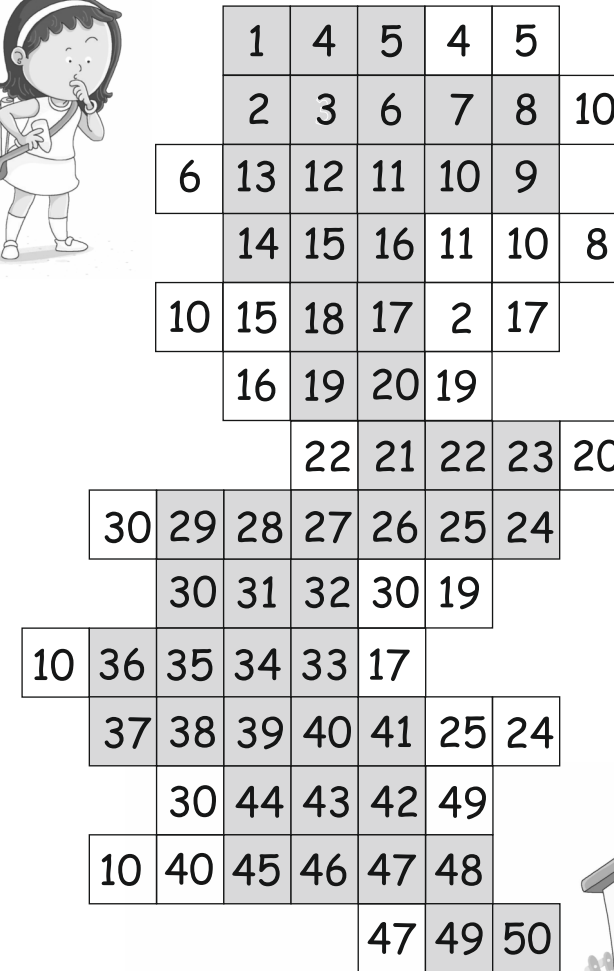
7.



Number Recap




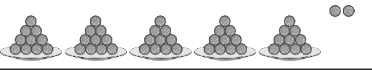
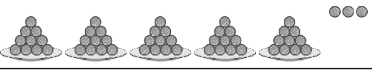
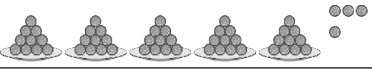
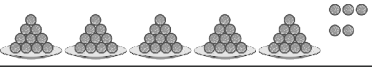
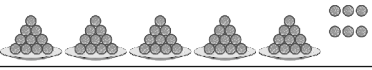
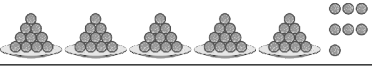
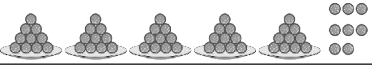
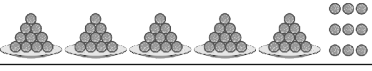
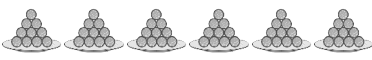
Number Maze



30. Introduction and Writing of 51 to 60

Classwork

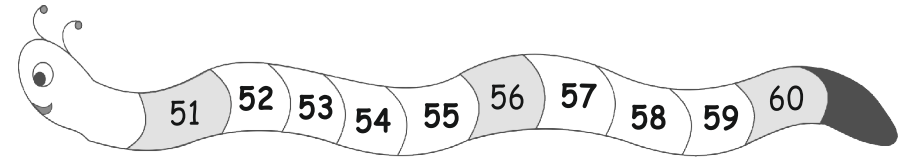
1.

	Tens	Units	In figures	In words
	5	1	51	Fifty One
	5	2	52	Fifty Two
	5	3	53	Fifty Three
	5	4	54	Fifty Four
	5	5	55	Fifty Five
	5	6	56	Fifty Six
	5	7	57	Fifty Seven
	5	8	58	Fifty Eight
	5	9	59	Fifty Nine
	6	0	60	Sixty

2.

51	52	53	54	55	56	57	58	59	60
----	----	----	----	----	----	----	----	----	----

3.



4.






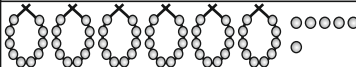



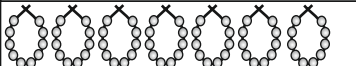
51	51	59
52	52	58
53	53	57
54	54	56
		55
55	59	54
54	58	53
53	57	52

- (a) 56
- (b) 53
- (c) 55
- (d) 51
- (e) 53

31. Introduction and Writing of 61 to 70

Classwork


1.

	Tens	Units	In figures	In words
	6	1	61	Sixty One
	6	2	62	Sixty Two
	6	3	63	Sixty Three
	6	4	64	Sixty Four
	6	5	65	Sixty Five
	6	6	66	Sixty Six
	6	7	67	Sixty Seven
	6	8	68	Sixty Eight
	6	9	69	Sixty Nine
	7	0	70	Seventy

2.

64	65	66	61	62	63	64	65	66	67	68	69
----	----	----	----	----	----	----	----	----	----	----	----

3.



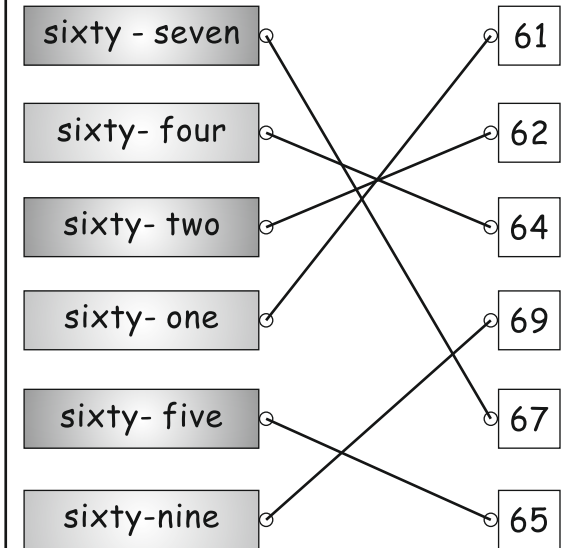
4.

61	62	63	64	65	66	67	68	69	70
----	----	----	----	----	----	----	----	----	----



5.

61	63	63
62	64	64
63	65	65
64	66	66
68	65	67
67	64	68
66	63	69

6.













7.



32. Introduction and Writing of 71 to 80

Classwork

1.

	Tens	Units	In figures	In words
	7	1	71	Seventy One
	7	2	72	Seventy Two
	7	3	73	Seventy Three
	7	4	74	Seventy Four
	7	5	75	Seventy Five
	7	6	76	Seventy Six
	7	7	77	Seventy Seven
	7	8	78	Seventy Eight
	7	9	79	Seventy Nine
	8	0	80	Eighty

2.

71	72	73	74	75	76	77	78	79	80
----	----	----	----	----	----	----	----	----	----

3.

	74	72	(a) 75	(b) 79
	75	73	(c) 72	(d) 78
	76	74		
76	77	75		
77	78	75		
78	77	76		
79	76	77		
	75	78		
	74	79		











2.

7 tens 4 unit:	74	7 tens 8 unit:	78	7 tens 3 unit:	73
7 tens 1 unit:	71	7 tens 2 unit:	72	7 tens 9 unit:	79


33. Introduction and Writing of 81 to 90

Classwork

1.

	Tens	Units	In figures	In words
	8	1	81	Eighty One
	8	2	82	Eighty Two
	8	3	83	Eighty Three
	8	4	84	Eighty Four
	8	5	85	Eighty Five
	8	6	86	Eighty Six
	8	7	87	Eighty Seven
	8	8	88	Eighty Eight
	8	9	89	Eighty Nine
	9	0	90	Ninety

2.



3. (a) **82** (b) **88** (c) **83** (d) **87**

4. (a) **82**

85	86	81
86	87	82
87	88	83
	89	84
	83	80
81	84	81
82	85	82
83	86	83
	87	84

5.

81	82	83	84	85	86
84	85	86	87	88	89
83	84	85	86	87	88










6.

number	tens	units
82	8	2
85	8	5
87	8	7
81	8	1
88	8	8

34. Introduction and Writing of 91 to 99

Classwork

1.

	Tens	Units	In figures	In words
	9	1	91	Ninety One
	9	2	92	Ninety Two
	9	3	93	Ninety Three
	9	4	94	Ninety Four
	9	5	95	Ninety Five
	9	6	96	Ninety Six
	9	7	97	Ninety Seven
	9	8	98	Ninety Eight
	9	9	99	Ninety Nine

2.

91	92	93	94	95	96	97	98	99
----	----	----	----	----	----	----	----	----

3.

93	94	95	96	97	98	99	97	98	99
----	----	----	----	----	----	----	----	----	----

(a) 93

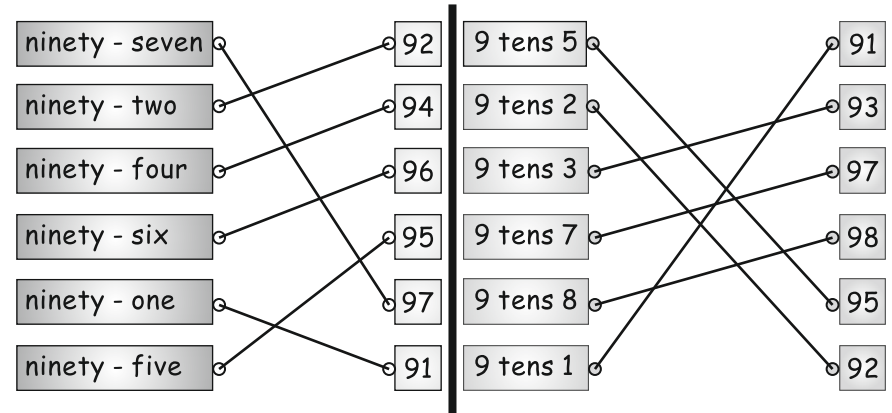
(b) 97

(c) 94


(d) 93

(e) 98

4.



4.



36. Addition - upto 20

Classwork

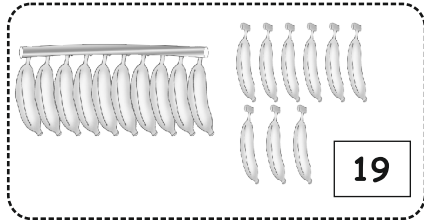
$10 + 4 = 14$

$10 + 6 = 16$

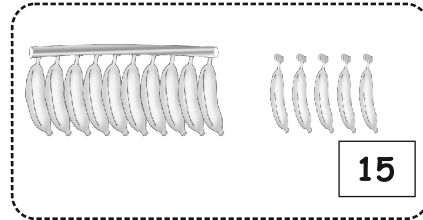
$10 + 10 = 20$

$10 + 2 = 12$

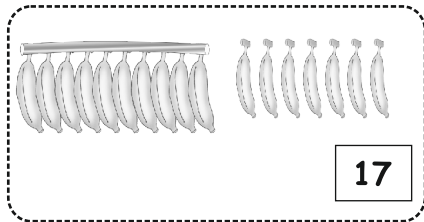
Homework



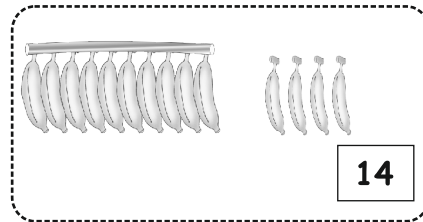
19



15



17



14

Number Recap 1-100

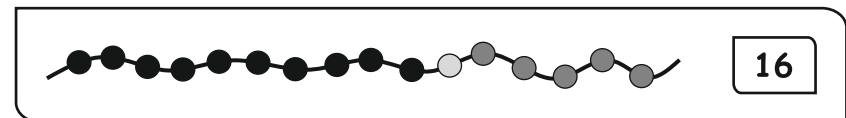
1	2	3	4	5	6	7	8	9	10
11	12	13	14	15	16	17	18	19	20
21	22	23	24	25	26	27	28	29	30
31	32	33	34	35	36	37	38	39	40
41	42	43	44	45	46	47	48	49	50
51	52	53	54	55	56	57	58	59	60
61	62	63	64	65	66	67	68	69	70
71	72	73	74	75	76	77	78	79	80
81	82	83	84	85	86	87	88	89	90
91	92	93	94	95	96	97	98	99	100

Numbers 1-100

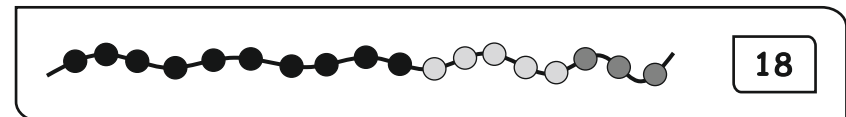
1	2	3	4	5	6	7	8	9	10
11	12	13	14	15	16	17	18	19	20
21	22	23	24	25	26	27	28	29	30
31	32	33	34	35	36	37	38	39	40
41	42	43	44	45	46	47	48	49	50
51	52	53	54	55	56	57	58	59	60
61	62	63	64	65	66	67	68	69	70
71	72	73	74	75	76	77	78	79	80
81	82	83	84	85	86	87	88	89	90
91	92	93	94	95	96	97	98	99	100

37. Addition by Counting Forward

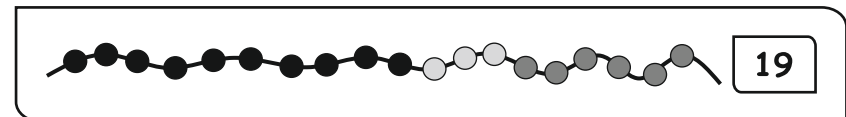
Classwork



16

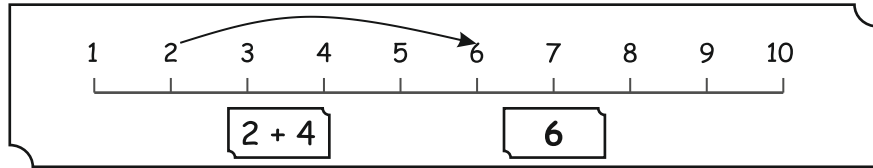
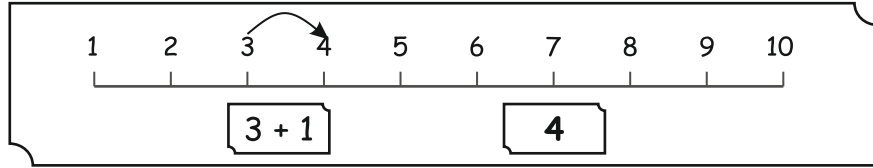


18



19

2.



Homework

2.

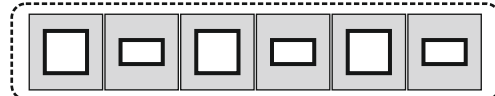
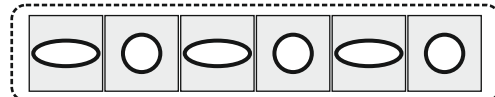
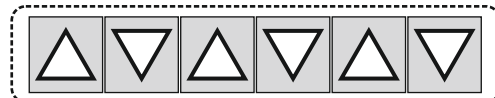
$\begin{array}{r} 7 \\ + 5 \\ \hline 12 \end{array}$	$\begin{array}{r} 3 \\ + 6 \\ \hline 9 \end{array}$	$\begin{array}{r} 7 \\ + 8 \\ \hline 15 \end{array}$	$\begin{array}{r} 5 \\ + 3 \\ \hline 8 \end{array}$	$\begin{array}{r} 5 \\ + 1 \\ \hline 6 \end{array}$	$\begin{array}{r} 12 \\ + 2 \\ \hline 14 \end{array}$
--	---	--	---	---	---

$\begin{array}{r} 6 \\ + 2 \\ \hline 8 \end{array}$	$\begin{array}{r} 10 \\ + 3 \\ \hline 13 \end{array}$	$\begin{array}{r} 7 \\ + 1 \\ \hline 8 \end{array}$	$\begin{array}{r} 15 \\ + 2 \\ \hline 17 \end{array}$	$\begin{array}{r} 5 \\ + 3 \\ \hline 8 \end{array}$	$\begin{array}{r} 8 \\ + 1 \\ \hline 9 \end{array}$
---	---	---	---	---	---

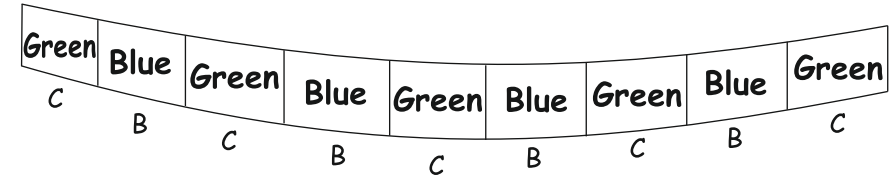
38. Patterns

Classwork

1.



2.



Classwork

L I H L I H L

7 8 9 7 8 9 7


Aa Bb Aa Bb Aa Bb

1 2 1 2 1 2 1

39. In - Out


Classwork

Colour the box below the picture showing bird in the nest.



Colour the box below the picture showing the lion outside the cave.



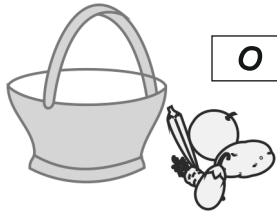


Classwork

Fill in the boxes with 'O' for out and 'I' for in.


 I

 O

 I

 O

BOOK - IV

40. Broad - Narrow

Classwork

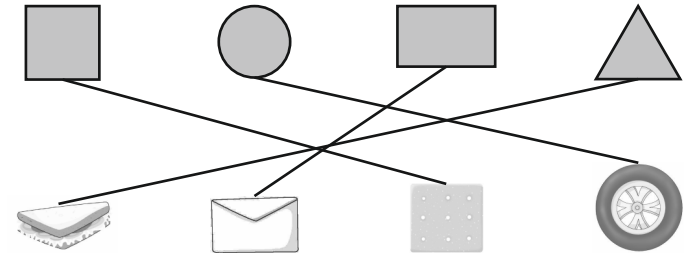



 X

 X


41. Identifying Shapes

Classwork



42. Long - Short







Classwork








 X



 X


Homework




	<input type="text" value="2"/>		<input type="text" value="1"/>
	<input type="text" value="1"/>		<input type="text" value="3"/>
	<input type="text" value="3"/>		<input type="text" value="2"/>

	<input type="text" value="3"/>		<input type="text" value="2"/>
	<input type="text" value="2"/>		<input type="text" value="3"/>
	<input type="text" value="1"/>		<input type="text" value="1"/>




43. Longest - Shortest

Classwork

Colour the box below the longest train




		
<input type="checkbox"/>	<input checked="" type="checkbox"/>	<input type="checkbox"/>

Colour the box near the Shortest caterpillar.


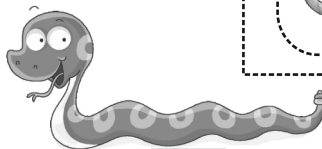

		
<input type="checkbox"/>	<input checked="" type="checkbox"/>	<input type="checkbox"/>

Classwork




Tick (✓) the longest rod.

	<input type="checkbox"/>
	<input type="checkbox"/>
	<input checked="" type="checkbox"/>

Tick (✓) the snake that is shortest.

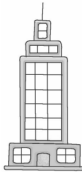

		
<input type="checkbox"/>	<input type="checkbox"/>	<input checked="" type="checkbox"/>



Tick (✓) the longest rope.



	<input type="checkbox"/>
	<input checked="" type="checkbox"/>
	<input type="checkbox"/>



44. Tall - Short

Classwork

	
<input checked="" type="checkbox"/>	<input type="checkbox"/>

	
<input checked="" type="checkbox"/>	<input type="checkbox"/>


	
<input checked="" type="checkbox"/>	<input type="checkbox"/>

	
<input type="checkbox"/>	<input checked="" type="checkbox"/>


45. Tallest - Shortest

Classwork

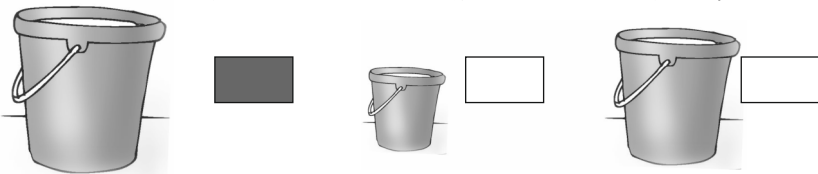
Colour the box below the tallest animal.



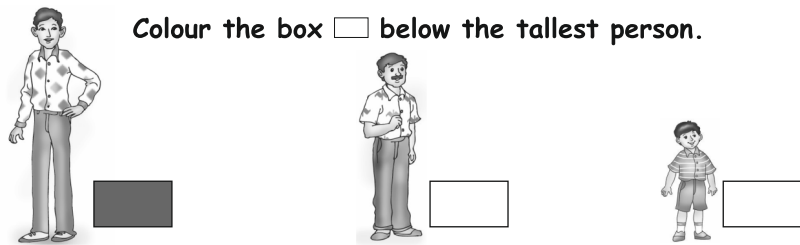
Colour the box below the shortest tree.



Colour the box below the tallest bucket.


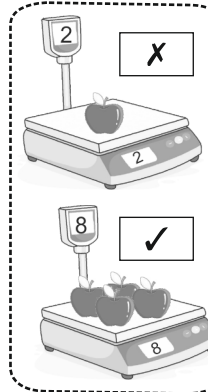


Colour the box below the tallest person.




46. Heavy - Light

Classwork



47. Near - Far

Classwork




48. Left - Right

Classwork

Colour the box below the animal to the left of tree.



Circle the correct word in the box.



The school is on the left / right.

The garden is on the left / right.


49. Less time - More time

Classwork


Colour the box below the picture which takes more time.



Colour the box below the picture of the vehicle which takes less time for journey.



Colour the box below the plant which needs more time to grow.



50. What is next ?

Classwork



5



1




3



2



4



51. Let us measure

Classwork

- (1) hand span (2) feet
 (3) hand span (4) feet

52. Days of a Week

Classwork

1. (1) Sandwich (2) Idli
 (3) Friday (4) Sandwich
 2. (1) Saturday (2) Tuesday
 (3) Tuesday (4) Saturday
 (5) Wednesday

Activity

W	F	r	i	d	a	y	T	o
e	p	q	w	x	z	y	u	S
d	a	l	i	M	t	r	e	a
n	s	z	a	o	r	q	s	t
e	p	s	x	n	v	u	d	u
s	S	u	n	d	a	y	a	r
d	z	x	e	a	x	w	y	d
a	v	x	i	y	z	w	t	a
y	T	h	u	r	s	d	a	y

53. Lets us Observe and Understand

Classwork

1. Four 2. Six 3. Eight
 4. Pineapple 5. Banana

Activity

