

Key to Navjeevan Term Book - II

Standard
1

Teacher's Copy

**NAVJEEVAN PUBLICATIONS PVT. LTD.
EDUCATIONAL PUBLISHERS**



MUMBAI

4940/1B, Dhobiwadi, Dr. Jaykar Marg, Opp. Datta Mandir, Thakurdwar,
Mumbai - 400 002.

Only Calling: 8291852601

Calling & Whatsapp: 9322531798 / 8291852631 / 8291972352

Website: www.navjeevanpublications.com

Enquiries: info@navjeevanpublications.com

Sales: acc.nppl@gmail.com

PUNE

470 /471, Raviwar Peth, Nandan Residency, 1st Floor,
Phadke Haud, Pune - 411 002.

Tel.: (020) 24432951 / 7066835645

CONTENTS

Sr. No.	Subject Name	Pg. No.
1.	English Balbharati	3 to 7
2.	English Grammar & Composition	8 to 11
3.	Mathematics	12 to 29
4.	Play Do Learn	30 to 32

BOOK 2

















English Balbharati Unit Three – 1. Bow Wow

CLASSWORK

1. (1 - c) (2 - d) (3 - a) (4 - f)
(5 - g) (6 - e) (7 - b)

2. Jungle Safari

CLASSWORK

1.  monkey  elephant  bear  deer
-  bee  butterfly  beetle  fly
-  camel  tortoise  snake  peacock
-  squirrel  rabbit  tiger  lion

2. 1. lion, tiger, wolf
3. dog, cat, fish
2. cow, buffalo, horse
3. a. 1. camel 2. ant 3. snake
b. 1. buffalo 2. turtle 3. snake
c. 1. bee 2. elephant 3. butterfly

a	ant	rabbit	camel	snake
b	bear	bee	butterfly	rabbit
e	elephant	tiger	peacock	squirrel
i	giraffe	lion	tiger	tortoise
o	tortoise	peacock	lion	monkey

4. (1 - b) (2 - a) (3 - d) (4 - c)
6. **peacock** - pea, cock, cap, cop, cake
rabbit - bit, rat, bat, it, air
elephant - ant, hat, pant, let, hen
tortoise - too, rot, or, toes, set
butterfly - butter, but, fly, left, tub

3. Toto- The Hen

CLASSWORK

1. 1. Toto was a black hen.
2. Rahish used to give food to Toto.
3. Toto laid an egg.
4. Toto happily replied to Rahish, "Kok-kok-kok".
2. Toto was a black hen. She lived in a coop. She was a very smart hen. She laid an egg.
3. 1. Kok - kok- kok 2. Black 3. egg

4. Let's know more about animals

CLASSWORK

Animals	Shelters	Sounds
cow	shed	moo

owl
frog

trees
pond

hoot
croak

5. Surprise Birthday Party








CLASSWORK

1. [To be done by students with teacher's help.]
2. (1 - d) (2 - f) (3 - e) (4 - c) (5 - b) (6 - a)

Unit Four – 1. An Action Song








ACTIVITY

1.  face  hand  toes
 leg  ear  teeth

2. Sunny and Mini



CLASSWORK

1.  Sunny is brushing teeth.  Sunny is having bath.
 Sunny is wearing shirt.  Sunny is combing hair.
 Sunny is going to school.

3. Good Habits



CLASSWORK

1. 1. 2. 3. 4. 5.

2. 1. Good 2. Good 3. Bad 4. Bad 5. Good
6. Good 7. Bad 8. Good 9. Good 10. Bad
11. Good 12. Good 13. Good 14. Good 15. Good
16. Good 17. Bad



ACTIVITY

1. 1. Children are standing in a circle. They jump in when teacher says a good habit and jump out when the teacher says a bad habit.

4. Favourite Things



CLASSWORK

1. 1. wings 2. end
2. [To be done by students with teacher's help.]
3. [To be done by students with teacher's help.]
4. [To be done by students with teacher's help.]

5. The Helpful Girl



CLASSWORK

1. Reema went to school, helped everyone in the class. She helped her parents, she picked up small stones and thorns laying on the playground, she took care of her friends at the picnic. She made cards for her friends.

6. Word House



CLASSWORK

1. **Home** - bag, father, cupboard, glass, kitchen, hall, mother, spoon, T.V., bed
Numbers - three, 4, one, five, 1st

Body Parts - foot, wrist, shoulder, head, eyes, knee, elbow, stomach

Clothes - shirt, coat, dress, raincoat, saree, scarf, socks

7. Bicycle



CLASSWORK

1. Raj is on the bicycle.
2. Raj grabs the bicycle back.
3. Raj and Varad want the bicycle.
4. Raj and Varad had three rounds.
- a. 😊 happy b. 😊 happy c. 😊 happy
d. 😞 sad e. 😊 happy f. 😞 sad

8. Where is the cat?



CLASSWORK

1. The cat is on the car.
2. The cat is in the car.
3. The cat is behind the car.
4. The cat is under the car.
5. The cat is near the car.
6. The cat is beside the car.
7. The cat is far away from the car.
1. The cat is behind the car.
2. The cow is beside the tree.
1. out 2. front 3. above 4. far

English Grammar & Composition

15. Describing Words

Formative Assessment

Activity

1. A tall tree. 2. A sad boy.
3. A sweet mango. 4. A lovely dress.
5. A small bird. 6. A soft bed.
7. A bright sun. 8. A huge elephant.
9. A clean room. 10. An old man.
(or any other appropriate describing words.)

Summative Assessment

1. The monkey has a long tail.
2. Seema is a thin girl.
3. The lemon is sour.
4. The white cat sat on the mat.
5. I kept my head on the soft pillow.
6. The soup is hot.
7. Amit had seven candles on his cake.
8. The giraffe has a long neck.
9. The little boy played with his dog.
10. This is a neat room.
11. The red apple is on the table.
12. Raj has a new kite.

16. My Favourite Animal

Formative Assessment





Class Work

[To be done by students with teacher's help.]

17. Preposition - In, On, Under, Near

Formative Assessment

Activity

1.  under the table  in the basket
-  on the mat  near the basket

Summative Assessment

2. 1. The chair is near the table.
 2. The bird sat on the branch.
 3. The cat sleeps under the bed.
 4. I kept my books in my bag.
 5. There is a vase on the table.
 6. The man sat on the wall.
 7. The cow sleeps under the tree.
 8. There is a dustbin near the door.
 9. The sun shines in the sky.
 10. The boys played near the trees.
 11. The boat sails on the water.
 12. Jack sits near me.
 13. There is milk in the glass.
 14. The boys sit in the bus.
 15. I saw a lion in the cage.

19. Comprehension

Formative Assessment

Activity

1. 1. - c 2. - b 3. - a 4. - d 5. - c
 6. - d 7. - b 8. - c 9. - a 10. - c

20. All About Myself

Formative Assessment

Class Work

[To be done by students with teacher's help.]

21. Words! Words!

Formative Assessment

Assignment

- | | | | | |
|---|---|------------|---|--------------|
|  |  | rainbow |  | football |
|  |  | sunflower |  | toothbrush |
|  |  | moonlight |  | butterfly |
|  |  | treetop |  | water bottle |
|  |  | basketball |  | watchman |

22. People Who Help Us

Formative Assessment

Assignment



Tailor



Barber



Doctor



Postman



Milkman



Policeman



Carpenter



Nurse



Teacher



Cobbler

23. A Birthday Party

Formative Assessment

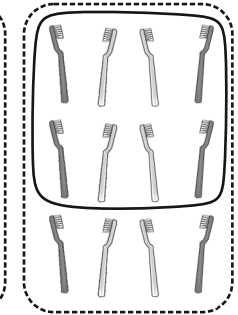
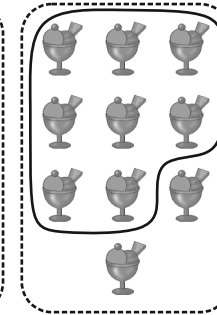
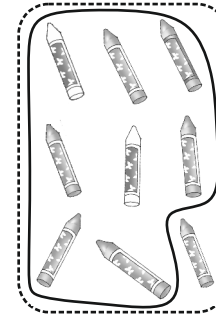
Activity

- birthday, cake, six, balloons, frock, cake, candles, 'Happy Birthday', dance, sweets, juice, gifts, thank you, parents


Mathematics

14. Understand and Write 8

Classwork

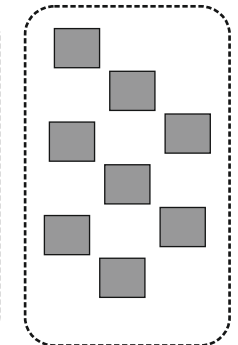
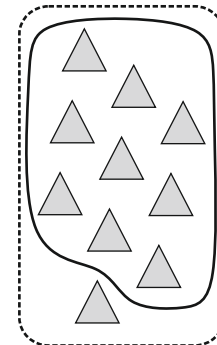



Activity



15. Understand and Write 9

Classwork



Activity

16. Practice 1 to 9

Classwork


2.

3.


4.

5.

6.



3 6 8 9



7 6 4 2

7.



4



4



6




4


▲ Count and write.

Picture	Numbers	
	in digits	in words
	1	One
	2	Two
	3	Three
	4	Four
	5	Five
	6	Six
	7	Seven
	8	Eight
	9	Nine


7.




3




1



2



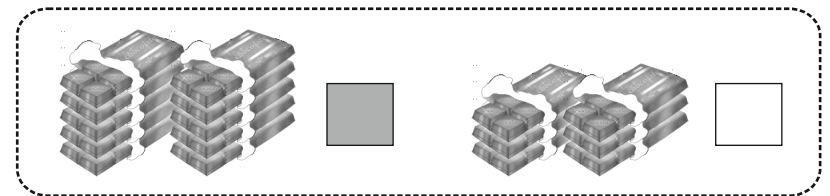
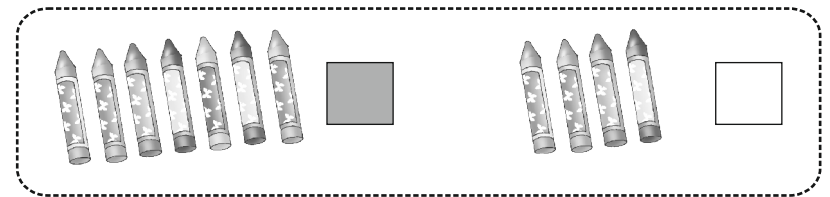
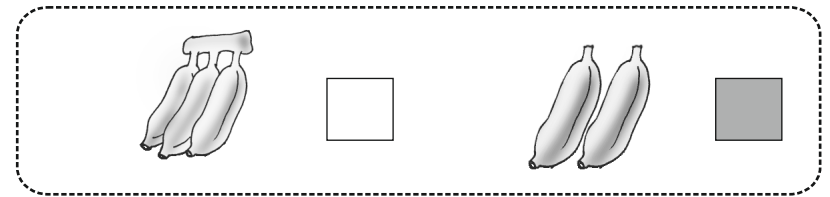
1



2

18. Less - More

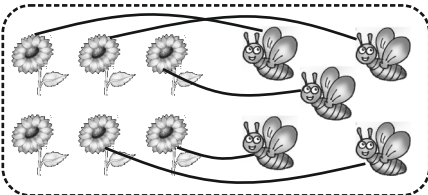
Classwork






One to one pairing

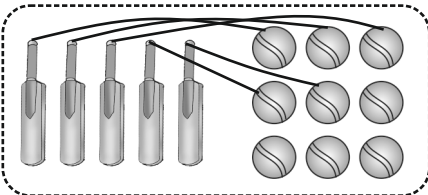
1.



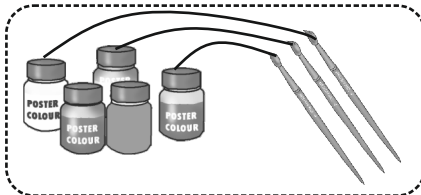
M L



L M

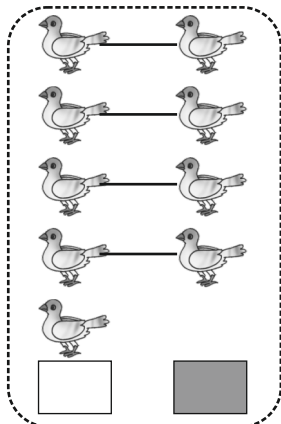




L M



M L


2.




19. Increasing - Decreasing Order

Classwork

Write in decreasing order.

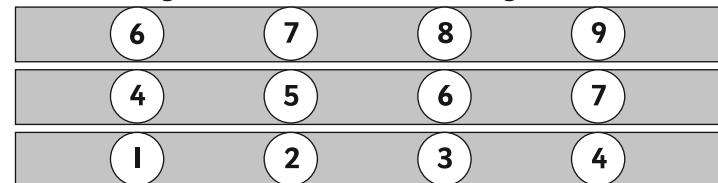


Write in increasing order.

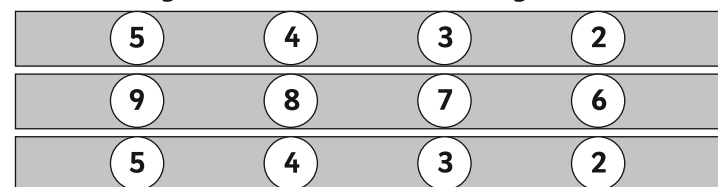


Homework

Write the given number in increasing order.






Write the given number in decreasing order.



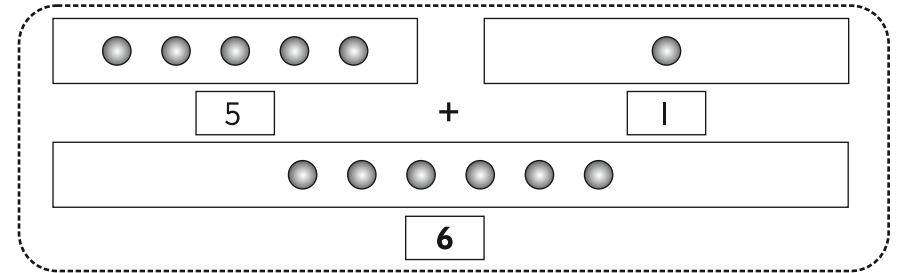
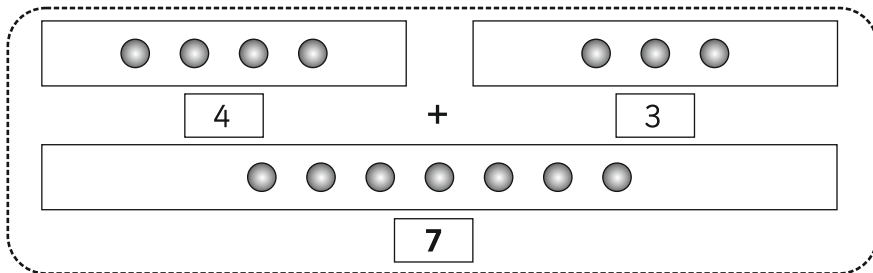
20. Let us 'Add'

Classwork

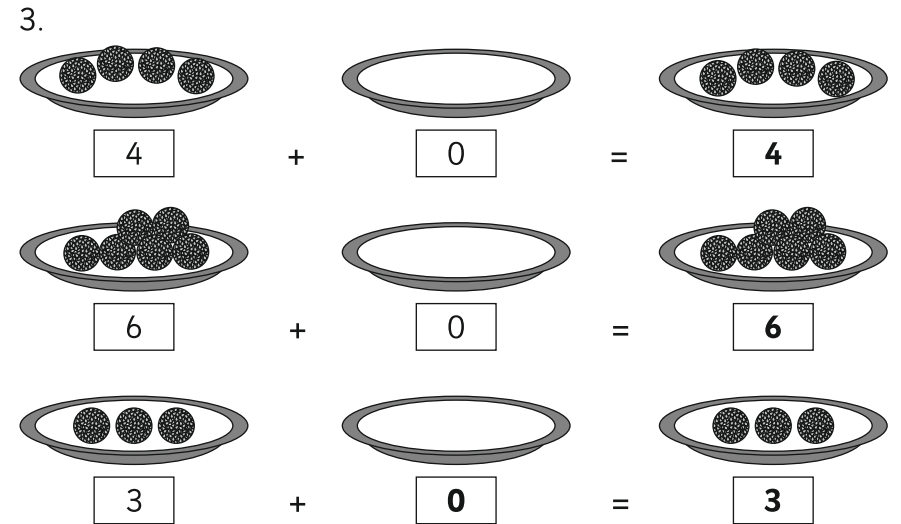
1



2.



Addition of Zero



4. $5 + 1 = 6$
 $2 + 2 = 4$
 $3 + 1 = 4$
 $4 + 4 = 8$
 $6 + 3 = 9$
 $7 + 2 = 9$
 $3 + 3 = 6$

$3 + 2 = 5$
 $2 + 2 = 4$
 $5 + 2 = 7$
 $2 + 1 = 3$
 $7 + 2 = 9$
 $1 + 8 = 9$
 $3 + 3 = 6$

5.

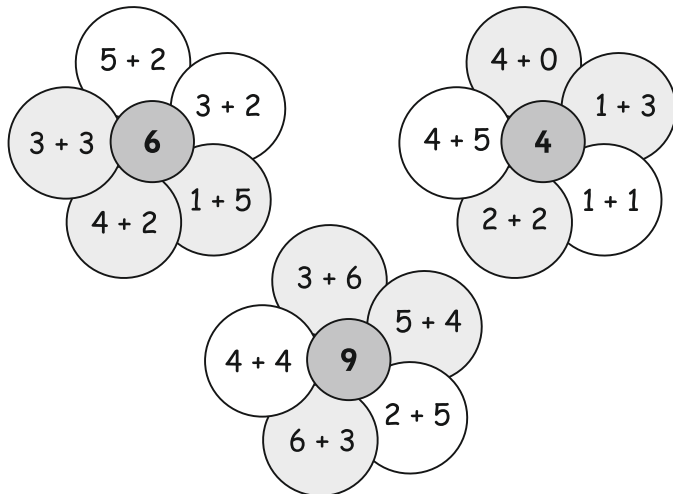
$\begin{array}{r} 6 \\ + 2 \\ \hline 8 \end{array}$	$\begin{array}{r} 1 \\ + 1 \\ \hline 2 \end{array}$	$\begin{array}{r} 2 \\ + 1 \\ \hline 3 \end{array}$	$\begin{array}{r} 4 \\ + 3 \\ \hline 7 \end{array}$	$\begin{array}{r} 2 \\ + 4 \\ \hline 6 \end{array}$	$\begin{array}{r} 1 \\ + 5 \\ \hline 5 \end{array}$
$\begin{array}{r} 4 \\ + 0 \\ \hline 4 \end{array}$	$\begin{array}{r} 5 \\ + 3 \\ \hline 8 \end{array}$	$\begin{array}{r} 3 \\ + 6 \\ \hline 9 \end{array}$	$\begin{array}{r} 2 \\ + 2 \\ \hline 4 \end{array}$	$\begin{array}{r} 3 \\ + 3 \\ \hline 6 \end{array}$	$\begin{array}{r} 5 \\ + 0 \\ \hline 5 \end{array}$

6.


$\begin{array}{r} 4 \\ + 2 \\ \hline 6 \end{array}$	Radha's pencils Rita gave	$\begin{array}{r} 5 \\ + 3 \\ \hline 8 \end{array}$	Sachin's buns Hari's buns
$\begin{array}{r} 6 \\ \hline \end{array}$	Total pencils	$\begin{array}{r} 8 \\ \hline \end{array}$	Total buns

$\begin{array}{r} 3 \\ + 4 \\ \hline 7 \end{array}$	Riya's flowers Neha's flowers
$\begin{array}{r} 7 \\ \hline \end{array}$	Total flowers

7.



8.



21. Let us Learn Subtraction

Classwork

1.

$\begin{array}{r} 5 \\ - 1 \\ \hline 4 \end{array}$ bananas in the plate $\begin{array}{r} 1 \\ - 1 \\ \hline 0 \end{array}$ banana eaten by Raju $\begin{array}{r} 4 \\ \hline \end{array}$ left

Out of $\begin{array}{r} 4 \\ \hline \end{array}$, $\begin{array}{r} 2 \\ \hline \end{array}$ are pink. $\begin{array}{r} 2 \\ \hline \end{array}$ are white.

2.

$4 - 1 = 3$

$7 - 3 = 4$

$5 - 3 = 2$

3.

$9 - 3 = 6$

$8 - 1 = 7$

$7 - 2 = 5$

$6 - 3 = 3$

$8 - 4 = 4$

$7 - 4 = 3$

4.

$8 - 2 = 6$

$6 - 5 = 1$

$2 - 2 = 0$

$5 - 5 = 0$

$9 - 0 = 9$

$7 - 2 = 5$

$9 - 3 = 6$

$7 - 6 = 1$

$8 - 3 = 5$

$6 - 3 = 3$

5.

$6 - 2 = 4$	$7 - 2 = 5$	$5 - 2 = 3$	$4 - 1 = 3$	$7 - 3 = 4$
-------------	-------------	-------------	-------------	-------------

$9 - 3 = 6$	$7 - 7 = 0$	$6 - 1 = 5$	$2 - 2 = 0$	$9 - 4 = 5$
-------------	-------------	-------------	-------------	-------------

$8 - 5 = 3$	$6 - 4 = 2$	$5 - 1 = 4$	$3 - 3 = 0$	$4 - 2 = 2$
-------------	-------------	-------------	-------------	-------------

$5 - 2 = 3$	$6 - 3 = 3$	$4 - 1 = 3$	$6 - 3 = 3$	$5 - 3 = 2$
-------------	-------------	-------------	-------------	-------------

6.

6	Marbles Asha had.
– 3	Marbles given to Nagma
3	Marbles left



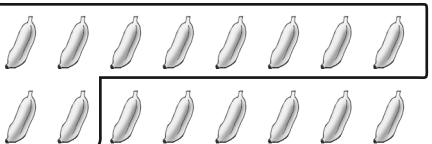
4	Books on a table
– 2	Books fell down
2	Books left

8	Balloons with Sonia
– 5	Balloons given to Mona
3	Balloons left

8	Caps in the shop
– 2	Caps sold
6	Caps left


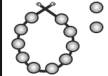
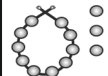


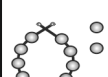
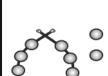
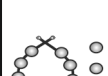
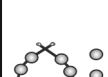
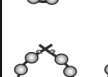
23. Let us Learn 'Tens'

Classwork

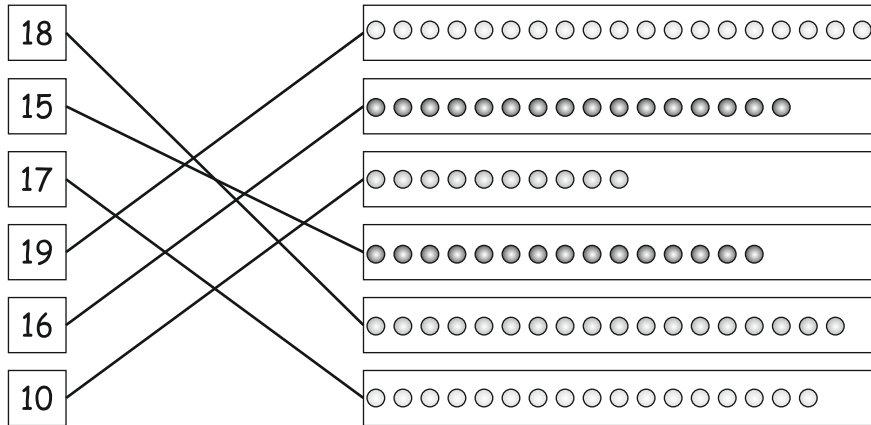
	3	Balance
	0	Balance
	6	Balance

24. Introduction and Writing of 11 to 20

Classwork

		Tens	Units	Reading	
	1 Ten and 1 Unit	1	1	Eleven	Ten and One
	1 Ten and 2 Units	1	2	Twelve	Ten and Two
	1 Ten and 3 Units	1	3	Thirteen	Ten and Three
	1 Ten and 4 Units	1	4	Fourteen	Ten and Four
	1 Ten and 5 Units	1	5	Fifteen	Ten and Five
	1 Ten and 6 Units	1	6	Sixteen	Ten and Six
	1 Ten and 7 Units	1	7	Seventeen	Ten and Seven
	1 Ten and 8 Units	1	8	Eighteen	Ten and Eight
	1 Ten and 9 Units	1	9	Nineteen	Ten and Nine
	2 Tens and 0 Units	2	0	Twenty	Ten and Ten

1.



2.

(a) 17 is equal to **1** ten and **7** units.

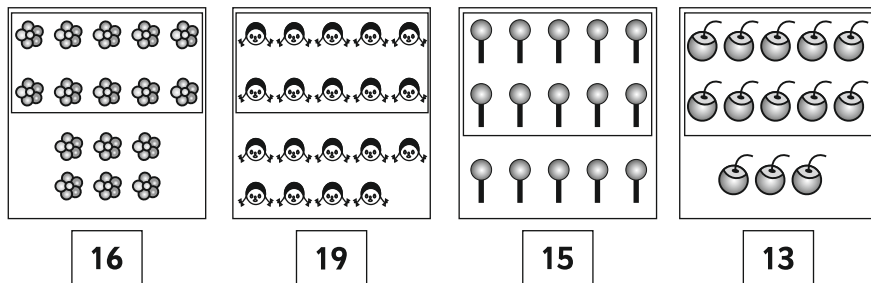
(b) **19** is equal to 1 ten and 9 units.

(c) One **ten** and **6** units make 16.


(d) **1** ten and **8** units make 18.

(e) One ten and 5 units are equal to **15**.

3.



Activity



25. Steps of 'Ten'

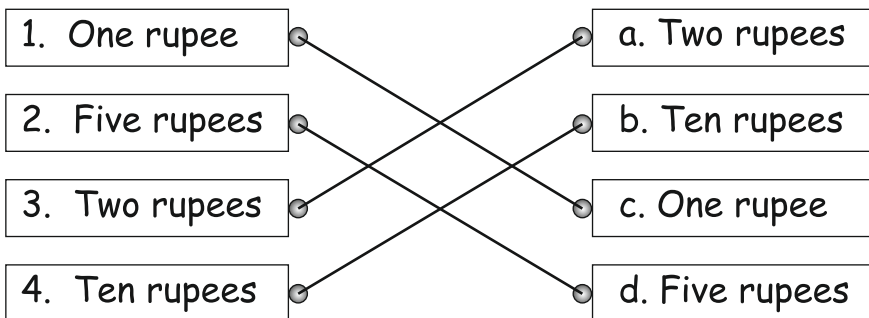
Classwork

	Three tens	30	Thirty
	Five tens	50	Fifty
	Seven tens	70	Seventy
	Two Tens	20	Twenty
	Four Tens	40	Forty
	Six tens	60	Sixty

26. Coins and Currency Notes

Classwork

1.



2.

Article	Price	Coins / Notes
	2 rupees	Two ₹ 2 coins
	10 rupees	One ₹ 10 note
	5 rupees	Five ₹ 1 coins
	18 rupees	Five ₹ 3 coins, Two ₹ 1 coin, One ₹ 1 coin

3. (1) ₹ 15 (2) ₹ 3 (3) 5

Homework

Article	Coins	Price
		15
		2
		12

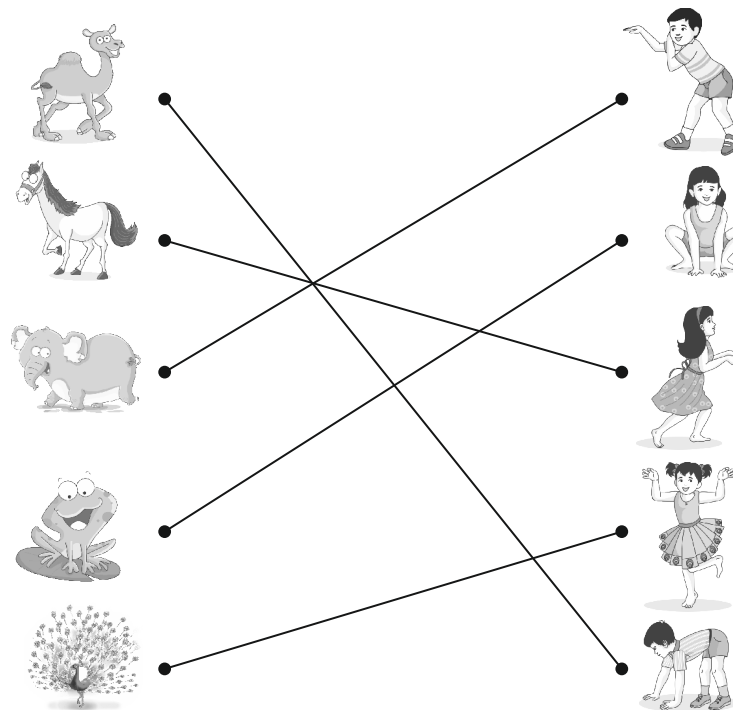
Play Do Learn

Play - 2. Different types of Movements and Appropriate Body Postures

2.1 Leg Movements

[To be done by students with teacher's help.]

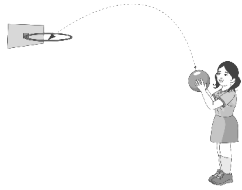
2.2 Imitative Movements (Animal walks)




2.3 Warming Up Exercises

- [To be done by students with teacher's help.]
- It helps our body to prepare for exercise and prevents injury.


2.4 Movements with Props and Mutual Co-operation




Basketball




Throwball




Cricket




football




volleyball




Pulling



Skipping


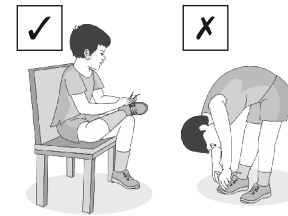
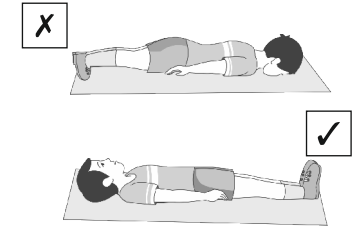

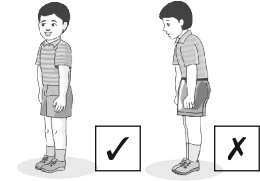



Passing and catching the ball



Ring throw

2.5 Appropriate Body Postures



2.6 Drill

