

Key to Navjeevan Term Book - IV

Standard
1

Teacher's Copy

**NAVJEEVAN PUBLICATIONS PVT. LTD.
EDUCATIONAL PUBLISHERS**



MUMBAI

4940/1B, Dhobiwadi, Dr. Jaykar Marg, Opp. Datta Mandir, Thakurdwar,
Mumbai - 400 002.

Only Calling: 8291852601

Calling & Whatsapp: 9322531798 / 8291852631 / 8291972352

Website: www.navjeevanpublications.com

Enquiries: info@navjeevanpublications.com

Sales: acc.nppl@gmail.com

PUNE

470 /471, Raviwar Peth, Nandan Residency, 1st Floor,
Phadke Haud, Pune - 411 002.

Tel.: (020) 24432951 / 7066835645

CONTENTS

Sr. No.	Subject Name	Pg. No.
1.	English Balbharati	3 to 8
2.	English Grammar & Composition	9 to 12
3.	Mathematics	13 to 22
4.	Play Do Learn	23 to 26

BOOK 4

English Balbharati

Unit Seven – 1. Traffic Rules

CLASSWORK

1. saw, trick, rock 2. motor, cycle, more
3. sign, sing, gas
1. running 2. unsafe 3. in
4. finish 5. go
1. feet 2. fine 3. fed 4. crossing
1. Ship 2. Bus 3. Tempo 4. Tractor
5. Bicycle 6. Truck 7. Jeep 8. Boat
9. Aeroplane 10. Bullock cart

ACTIVITY

- Red - Stop Yellow - Get ready Green - Go
- [To be done by students with teacher's help.]
- [To be done by students with teacher's help.]

2. A Shapes Mobile

CLASSWORK

1. Square 2. Triangle 3. Circle
4. Rectangle 5. Kite 6. Egg
7. Oval 8. Heart 9. Cloud
10. Star 11. Rainbow 12. Crescent Moon
13. Mango 14. Flower 15. Leaf
16. Butterfly

2. [To be done by students with teacher's help.]

3. [To be done by students with teacher's help.]

1. circle, egg, heart, kite, oval, rectangle, square, triangle
2. butterfly, cloud, crescent moon, flower, leaf, mango, rainbow, star

3. The Egg

CLASSWORK

- Baby Parrot lived in the nest.
- Baby Parrot remembered the egg.
- Mummy said these words.
1. An egg
A broken egg
A broken egg in the nest.
2. Mummy
Caring mummy
A caring mummy busy all the time.
3. A monkey
A restless monkey
A restless monkey jumping from tree to tree.
5. Baby Parrot watched the egg.
Mummy moved around the egg to make sure it was comfortable.
New baby sister would soon play with baby parrot.
6. a. for, table, come, able, fort
b. egg, shell, she, leg
c. key, money, men, one

7. 1. parrot 2. mummy 3. food
 4. look 5. egg 6. wrapped
 7. good 8. trees 9. too
 10. peered 11. suddenly 12. worry
 13. popped 14. eggshell
8. 1. small 2. short 3. uncomfortable
 4. cool 5. bad 6. old

4. This-That



1. 1. This is a book. 2. That is a tree.
 3. This is a pencil. 4. That is the sun.
 5. This is a spoon. 6. That is the moon.
2. 1. star 2. moon 3. sun
3. 1. far 2. nothing 3. in

5. The Monkey and the Log



1. 1. Once upon a time there were two friends.
 2. Once upon a time there was a castle full of surprises.
 3. Once upon a time there were two sisters.
 4. I wonder if I can do it.
 5. I hope, I can make everyone happy.
2. 1. idle 2. come 3. there
 4. push 5. in 6. easy
2. 1. I had a special lunch today.
 2. My mother had a head pain.

3. The dog's tail is wagging with happiness.

Unit Eight – 1. The Sun



1. 1. sky 2. had 3. sun 4. said
2. 1. The sun is shining in the sky.
 2. Raj is climbing a ladder.
 3. John is singing a song.
 4. Jenny is eating a banana.

2. Tommy is Lost



1. 1. fox 2. hot 3. way 4. joy 5. ran
2. 1. Joy was a little boy.
 2. Joy liked Tommy very much.
 3. Tommy saw a fox coming.
 4. Tommy was lost that made Joy cry.
 5. Tommy lead Joy home.
 6. Yes, they are best friends because they stayed together always.
3. 1. Joy liked Tommy very much.
 2. Joy and Tommy began to walk.
 3. Tommy saw a fox passing by.
 4. And Tommy and Joy reached home safely.
4. [To be done by students with teacher's help.]
5. 1. cold 2. outside 3. found 4. relax

6. 1. The rabbit lived near the pond.
2. The house was made up of stones.
3. I like to walk every morning.
4. The fox is a cunning animal.

3. It's a Funny World!



1. 1. Put the fish in water, not on the tree.
 2. Put the coconut tree on the field, not in the house.
 3. Put fruits on the tree and not in the sky.
 4. Put the ship in the sea and not on the tracks.
 5. Put boat in the river and not on the field.
 6. Put a wheel on the cycle and not the clock.
 7. Put the flower plants in the field, not on the road.
 8. Put the butterflies in the sky, not in a pond.
2. Apples grow on the trees. Coconut tree grows on the ground. Butterfly flies in the environment. Fish swims in river/sea. Boat and ship sails in the sea or ocean. Flowers are grown in the garden. Vehicle move on the road.

3. Birds

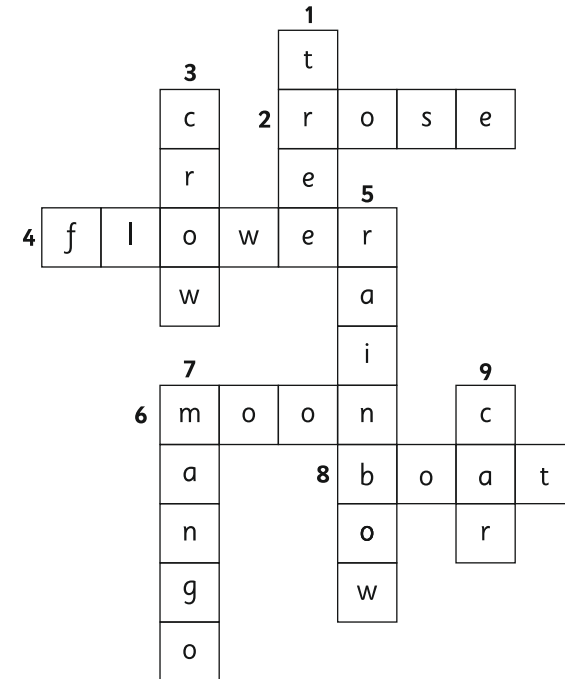
Five birds

Five birds live

Five birds live in the tree

Five small birds live in the tree

4. Crossword



English Grammar & Composition

29. Capital Letter and Full Stop

Formative Assessment

Assignment

1. The apples are red and juicy.
2. Mother is wearing a lovely sari.
3. Anusha is my best friend.
4. The deer runs very fast.
5. The boy is flying a kite.
6. The doctor gives us medicine.
7. We went to the zoo yesterday.
8. Father is watering the plants.

Summative Assessment

1. My aunt gave me a gift.
2. The car moves slowly.
3. The postman rang the bell.
4. The birds fly in the sky.
5. Mohan went to the market.
6. I play football every evening.
7. Tina writes neatly.
8. Baby is crying for milk.
9. Neha lost her purse.
10. Please give me a pencil.

30. In the Market

Assignment

market, parents, people, selling, shops, toy-shop, story-books, fruits, fresh, cauliflower, spinach, tomatoes, potatoes, mangoes, bags, home

31. The Sentence

Formative Assessment

Assignment

1. The boy throws the ball.
2. The king rides a horse.
3. My school is very big.
4. The bird sat on the tree.
5. The baker bakes bread.
6. The sun sets in the evening.
7. Grandfather has gone for a walk.
8. The birds sing sweetly.
9. There is a vase on the table.
10. The fisherman caught the fish.

32. Hidden Words

Formative Assessment

Activity

- | | | | |
|-------------------------|--------------|-------------|-----------------|
| 1. it | 2. at, he | 3. row | 4. me, men, end |
| 5. we, ear, raw | 6. ray, try | 7. at, ate | 8. lock |
| 9. low, flow, we, wolf | 10. each, be | 11. at, hat | |
| 12. other, the, he, her | | | |

33. Months

Formative Assessment

Assignment

- | | | |
|--|--|---|
| 1. J <u>A</u> N <u>U</u> A <u>R</u> <u>Y</u> | F <u>E</u> B <u>R</u> <u>U</u> A <u>R</u> <u>Y</u> | M <u>A</u> R <u>C</u> H |
| A <u>P</u> R <u>I</u> L | M <u>A</u> Y | J <u>U</u> N <u>E</u> |
| J <u>U</u> L <u>Y</u> | A <u>U</u> G <u>U</u> S <u>T</u> | S <u>E</u> P <u>T</u> E <u>M</u> B <u>E</u> R |
| O <u>C</u> T <u>O</u> B <u>E</u> R | N <u>O</u> V <u>E</u> M <u>B</u> <u>E</u> R | D <u>E</u> C <u>E</u> M <u>B</u> <u>E</u> R |

Activity

2. [To be done by students with teacher's help.]

34. Story-writing

Formative Assessment

Class Work

crow, branch, fox, cheese, song, happy, beak, cheese, fox, ran,
crow, cheese

35. Young Ones of Animals

Formative Assessment

Activity

- | | |
|------------------------|------------------------|
| 1. sheep - lamb | dog - puppy |
| cat - kitten | hen - chicken |
| pig - piglet | crow - calf |
| bear - cub | duck - duckling |
| horse - foal | kangaroo - joey |
| swan - cygnet | goat - kid |

Summative Assessment

1. A baby of horse is a foal.
2. A baby cow is called a calf.
3. A baby bear is called a cub.
4. A baby dog is called a puppy.
5. A baby sheep is a lamb.
6. A baby duck is a duckling.
7. A baby swan is called a cygnet.
8. A baby kangaroo is called a joey.

36. Comprehension

Formative Assessment





Class Work

1. Neera had come back from school.
2. The teacher taught them about plants.
3. A seed needs soil, water and sunlight to grow.
4. Neera wants to grow a plant.
5. Mother will help Neera.







Mathematics







40. Broad - Narrow

Classwork

	<input checked="" type="checkbox"/>		<input type="checkbox"/>
	<input type="checkbox"/>		<input checked="" type="checkbox"/>

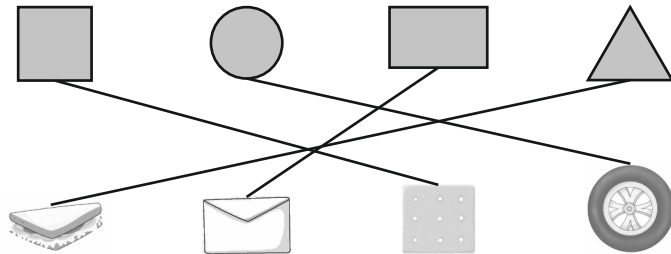
Homework

	2		1
	1		3
	3		2

	3		2
	2		3
	1		1

41. Identifying Shapes

Classwork




Connections: Square to envelope, Circle to wheel, Rectangle to book, Triangle to roof.


43. Longest - Shortest

Classwork

Colour the box below the longest train

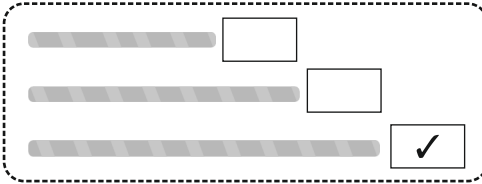


Colour the box near the Shortest caterpillar.

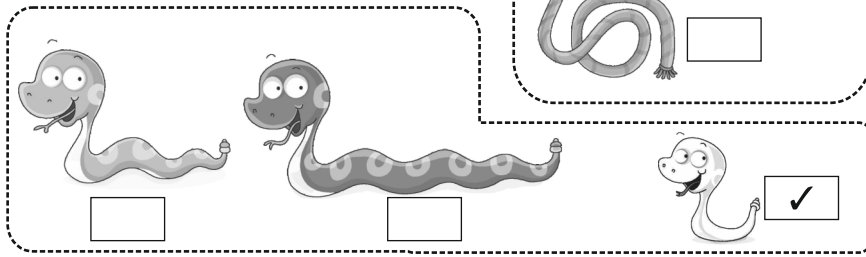


Classwork

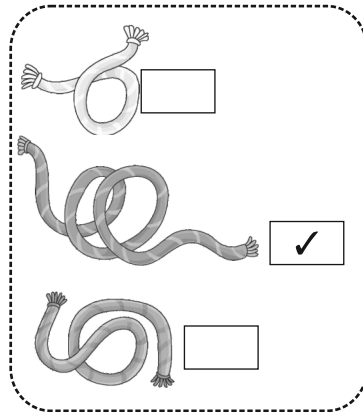
Tick (✓) the longest rod.



Tick (✓) the snake that is shortest.

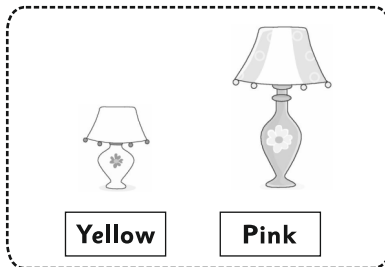

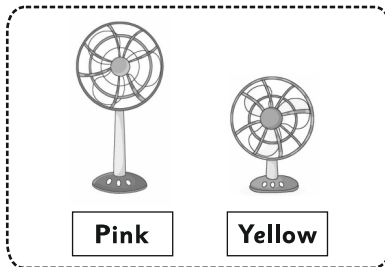
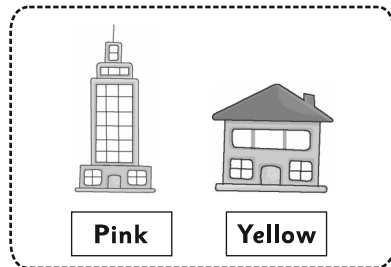


Tick (✓) the longest rope.



44. Tall - Short


Classwork




45. Tallest - Shortest

Classwork

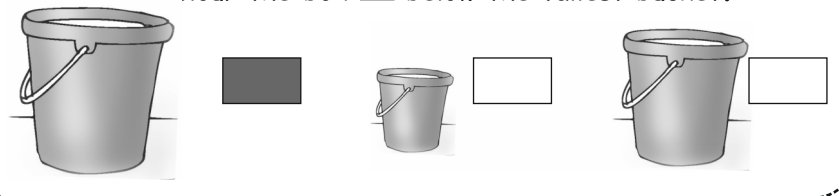
Colour the box below the tallest animal.



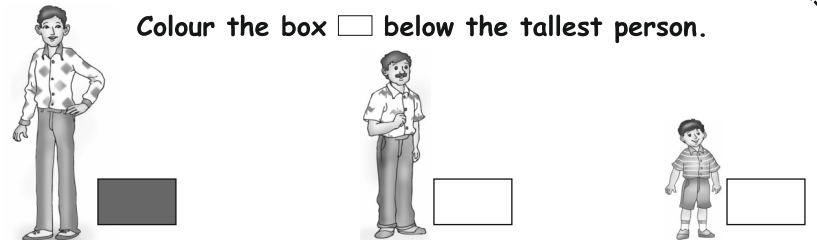
Colour the box below the shortest tree.



Colour the box below the tallest bucket.




Colour the box below the tallest person.




46. Heavy - Light

Classwork



47. Near - Far

Classwork




48. Left - Right

Classwork

Colour the box below the animal to the left of tree.




Circle the correct word in the box.




49. Less time - More time


Classwork


Colour the box below the picture which takes more time.







Colour the box below the picture of the vehicle which takes less time for journey.






Colour the box below the plant which needs more time to grow.






50. What is next ?

Classwork



5 1 3 2 4



3 2 5

4 1

51. Let us measure

Classwork

- (1) hand span (2) feet
- (3) hand span (4) feet

52. Days of a Week

Classwork

1. (1) Sandwich (2) Idli
- (3) Friday (4) Sandwich
2. (1) Saturday (2) Tuesday
- (3) Tuesday (4) Saturday
- (5) Wednesday

Activity

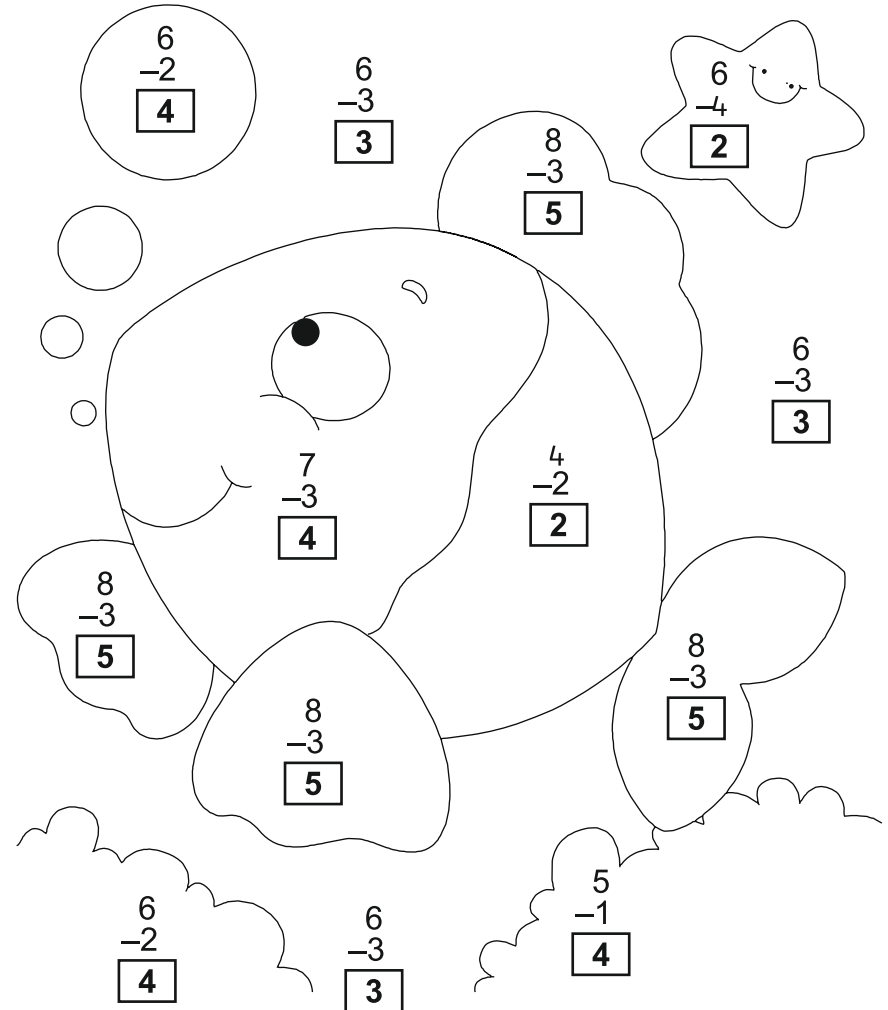
W	F	r	i	d	a	y	T	o
e	p	q	w	x	z	y	u	S
d	a	l	i	M	t	r	e	a
n	s	z	a	o	r	q	s	t
e	p	s	x	n	v	u	d	u
s	S	u	n	d	a	y	a	r
d	z	x	e	a	x	w	y	d
a	v	x	i	y	z	w	t	a
y	T	h	u	r	s	d	a	y

53. Lets us Observe and Understand

Classwork

1. Four
2. Six
3. Eight
4. Pineapple
5. Banana

Activity



Play Do Learn

Play - 4. Skill Based Activity

4.1 Gymnastics

1. [To be done by students with teacher's help.]

4.2 Athletics


1. [To be done by students with teacher's help.]

4.4 Sports Skills



1. [To be done by students with teacher's help.]

5. Exercises

5.1 Surya Namaskar

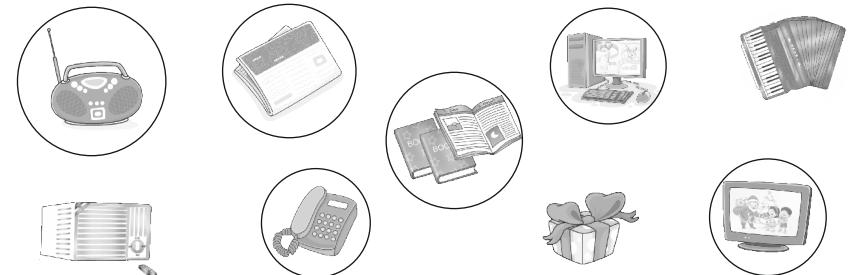


5.2 Various Body Postures



Do - 5. Area - Technology

Information and Communication Technology




Learn - 5. Dance

5.1 Movements of Head and Neck

[To be done by students with teacher's help.]

5.4 Swirling Around



6. Drama

6.1 Imitation of Sounds

[To be done by students with teacher's help.]

6.2 Self Introduction

[To be done by students with teacher's help.]

6.3 Greeting

Respect elders

Meet and greet

Soldier's salute

Eid wishing



6.4 Conversations

1. Balloon Seller -

1. The Balloon seller is selling balloons.
2. The children are very happy on seeing the balloon seller.
3. He has balloons of different colours, shapes and sizes.
4. He is carrying a bag on his shoulder.
5. The boy is asking about the cost of the balloons.

2. Vegetables Vendor -

1. We can see a vegetable vendor, two women and a boy.
2. He sells brinjals, carrots, potatoes and leafy vegetables.
3. He weighs vegetables with his scales.
4. He brings fresh vegetables.
5. Mother is buying leafy vegetables.

3. Meeting a Friend -

1. Amit and Riya are friends.
2. They play in the garden in the evening.
3. They share sweets with each other.
4. They speak about their school.

4. Bus Conductor -

1. We see the bus conductor and passengers.
2. The bus conductor is a very busy person.
3. He gives tickets to passengers.
4. He carries a bag on his shoulder.
5. He rings the bell when passengers get in and out.

5. Teacher and Students -

1. The teacher is teaching the students.
2. She gives them homework.
3. She checks their books everyday.
4. She helps them to read and write.
5. A boy is giving a book to the teacher.