

# Key to Navjeevan Term Book - I

Standard  
**2**

**Teacher's Copy**

**NAVJEEVAN PUBLICATIONS PVT. LTD.  
EDUCATIONAL PUBLISHERS**



**MUMBAI**

4940/1B, Dhobiwadi, Dr. Jaykar Marg, Opp. Datta Mandir, Thakurdwar,  
Mumbai - 400 002.

**Only Calling:** 8291852601

**Calling & Whatsapp:** 9322531798 / 8291852631 / 8291972352

**Website:** [www.navjeevanpublications.com](http://www.navjeevanpublications.com)

**Enquiries:** [info@navjeevanpublications.com](mailto:info@navjeevanpublications.com)

**Sales:** [acc.nppl@gmail.com](mailto:acc.nppl@gmail.com)

**PUNE**

470 /471, Raviwar Peth, Nandan Residency, 1<sup>st</sup> Floor,  
Phadke Haud, Pune - 411 002.

**Tel.:** (020) 24432951 / 7066835645

## CONTENTS




Sr. No.	Subject Name	Pg. No.
1.	English Balbharati	3 to 7
2.	Mathematics	8 to 17
3.	Play Do Learn	18 to 25

# BOOK 1

## English Balbharati Unit One – 1.1 Bridge



Classwork / Homework

1.      
Sail on the seas   
Sail across the sky   
Sail on the rivers
2. **Violet** : brinjal, lilac  
**Indigo** : kingfisher, orchid  
**Blue** : sea, sky  
**Green** : leaves, grass, frog  
**Yellow** : sun, daffodil, banana  
**Orange** : carrot, oranges, marigold  
**Red** : tomato, strawberry, ladybug

### 1.2 Activity Time



Classwork / Homework

1. **et** : net, pet, meet      **in:** pin, tin, thin  
**ud** : mud, loud, bud      **ow:** low, snow, slow
2. [ To be done by students with teacher's help.]

### 1.3 Let's Speak - Welcoming Friends



Classwork / Homework

1. **a.** Pramod lives near the market.  
**b.** Siddhu lives next to the school.

c. Pranav lives in Ram Nagar.

### 2. [ To be done by students with teacher's help.]

### 1.4 Story Time - Yash and Moti



Classwork / Homework

1. **a.** Yash said to Moti.  
**b.** Yash said to himself.
2. **\*a.** nibbled      **\*b.** sobbed  
**c.** yard      **d.** wagging
3. **\*a.** Mother bought new shoes for Yash.  
**\*b.** Yash felt happy then.  
**\*c.** Yash couldn't find the other shoe.  
**d.** A big fat rat carried Yash's shoe to the hole.  
**e.** Moti helped Yash find his shoe.  
**f.** Yes, Yash was happy at the end.
4. **d., a., c., b., e.**

### 1.5 Language Study - Naming Words



Classwork / Homework

1. [ To be done by students with teacher's help.]
2. **Name** : Amit, Raju, Neeta, Meena  
**Place** : Agra, Chennai, Pune, Goa  
**Animal** : monkey, cat, rabbit, mouse  
**Thing** : ball, kite, bat, rope, pencil
3. Raju's school, mother, mango, pot, teacher

## 1.6 I Love Little Pussy



Classwork / Homework

1. \*a. harm    b. good    \*c. play    d. do
2. a. Pussy is the name of the cat in the poem.  
\*b. [To be done by students with teacher's help.]  
c. I will be gentle, loving and caring.  
\*d. My favourite animal is a dog. Dogs are of many kinds. They have a good sense of smell and hearing. They guard our house. The dog is a very faithful friend of humans.

## 1.7 Let's Speak



Classwork / Homework


1. a. Ashwini said to baba.  
b. Tina said to Reena.  
c. Shyam said to the gardener.  
d. Ashwini said to Aai.  
e. Mohini said to the ticket seller.
2. a. May I help you?  
b. Please shut the door.  
c. I am sorry to hurt you.  
d. Thank you for the ice-cream.

3. a. - 3.    b. - 4.    c. - 1.    d. - 2.

## 1.8 Reading Time



Oral

1.  board     table     books     bench

5

English Balbharati  
Std - II Term Book (Book - I)



projector



dustbin



chart



cupboard



Classwork / Homework

1. a. on the wall    b. on the table  
c. in the corner    d. near the wall
2. Our classroom is clean and tidy. There are two big windows. Our teacher writes on the blackboard with a chalk. We have 25 benches. There is a table and chair for the teacher. We keep our books in the cupboard. We pin up charts in the classroom. My classroom has a new projector.

## 1.9 Writing Skill - Picture Composition



Classwork / Homework

1. a. The house has one door and three windows. There are many trees near the house. The sun is shining brightly.  
b. There are many dark clouds. There is heavy rain and many puddles. The boy and girl are using umbrellas.



Activity

1. Bhaurao is a farmer. He has a small farm. His wife and daughter help him in the farm. He has one cow and two goats in his farm. Rice crops are growing in his farm. His daughter is feeding the goat. His farm has a fencing. Bhaurao is a happy farmer.

6

English Balbharati  
Std - II Term Book (Book - I)

## Grammar Practice

1. 

umbrella	what	hospital	beach
lion	apple	that	Satish
beside	Delhi	these	ball

2. a. The train is at the station.  
 b. Kavita lives in Mumbai.  
 c. The books are in the bag.  
 d. India is my country.  
 e. The cat caught a mouse.

3. a. bench, fan, duster                      b. camel, donkey, goat  
 c. Goa, Canada, Delhi                      d. Sam, Reema, Anish  
 e. August, December, May                  f. cake, ice cream, pizza

4. a. e n g i n e                      b. a p p l e                      c. f i s h  
 d. b o o k                              e. d r u m

5. Monday, happy, bag, books, Geeta, Ram, two,  
 Mrs. Shah, school, lion, mouse, songs, scenery, fun

## Mathematics

### Part 1

### Topic 1.1 : Let's Find the Shapes !



#### Classwork/Homework





- 1.
- 2.

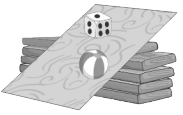


### Topic 1.2 : Let's Handle Geometric Shapes




#### Classwork/Homework




- \*1. Shapes
- |  |   |   |          |
|--|---|---|----------|
|  | ● | ● | Cylinder |
|  | ● | ● | Cuboid   |
|  | ● | ● | Cone     |
|  | ● | ● | Sphere   |
- Names of shapes

**\*3.**  Edges -   Edges -   Edges -   Edges -   
 Corners -  Corners -  Corners -  Corners -

**\*4.**     

### Topic 1.3 : Fun with Line





 **Classwork/Homework**  
**1. [To be done by students.]**





**\*2. Horizontal line**  **Vertical line**  **Inclined line** 

**\*3. [To be done by students.]**

### Topic 1.4 : Let's Identify Geometrical Shapes

 **Classwork/Homework**

**1. Shape**     **Names of the shape**  
 Rectangle  
 Square  
 Circle  
 Triangle

**2.**      
 Sides

**3. [To be done by students.]**

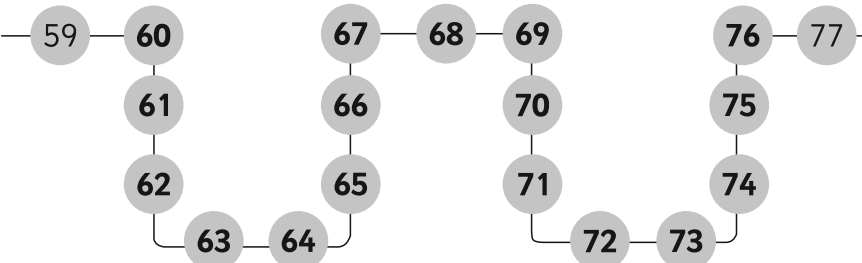
### Topic 1.5 : In the World of Numbers

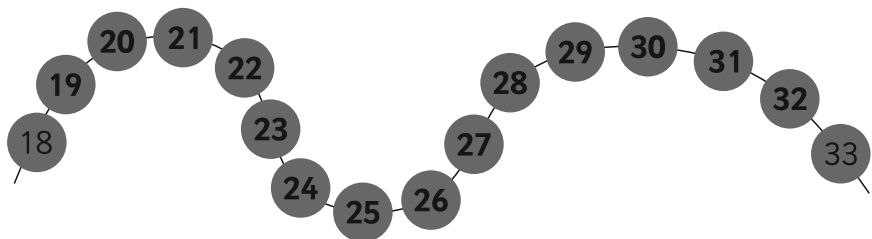
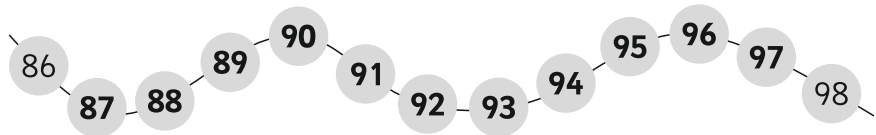
 **Classwork/Homework**

**\*1.**

1	2	3	4	5	6	7	8	9	10
11	12	13	14	15	16	17	18	19	20
21	22	23	24	25	26	27	28	29	30
31	32	33	34	35	36	37	38	39	40
41	42	43	44	45	46	47	48	49	50
51	52	53	54	55	56	57	58	59	60
61	62	63	64	65	66	67	68	69	70
71	72	73	74	75	76	77	78	79	80
81	82	83	84	85	86	87	88	89	90
91	92	93	94	95	96	97	98	99	100

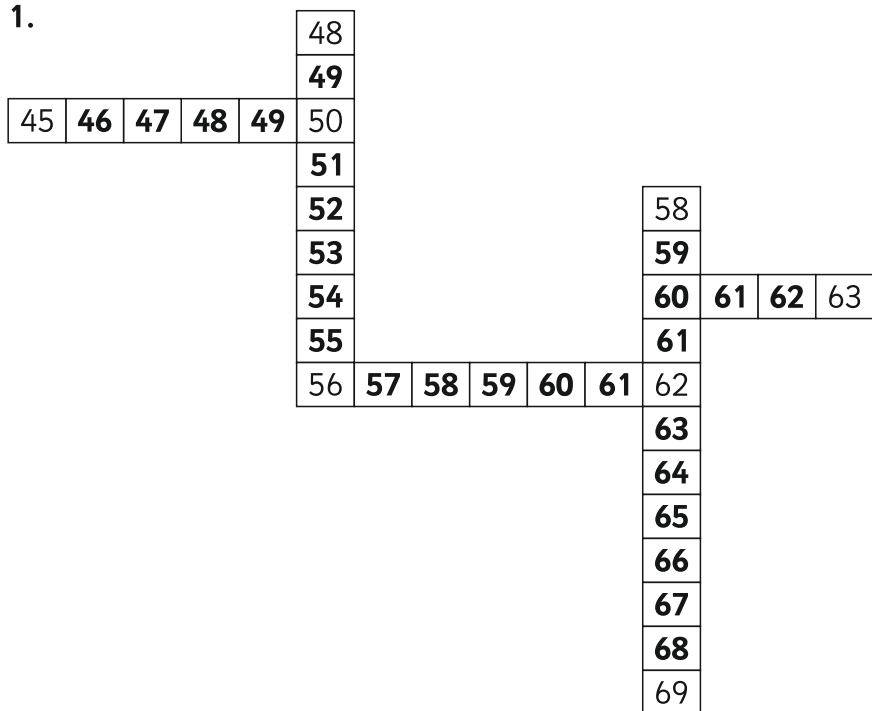
**\*2.**





### Activity

1.



## Topic 1.6 : Let's Read and Write in Words

### Classwork/Homework

\*1.

21 **Twenty - one**

48 **Forty - eight**

18 **Eighteen**

35 **Thirty - five**

40 **Forty**

37 **Thirty - seven**

16 **Sixteen**

29 **Twenty - nine**

32 **Thirty - two**

44 **Forty - four**

\*2.

Fifty and three  
Fifty-three

Thirty and three  
Thirty-three

Twenty and six  
Twenty-six

**53**

**33**

**26**

Forty and six  
Forty-six

Sixty and six  
Sixty-six

Seventy and two  
Seventy-two

**46**

**66**

**72**

Eighty and six  
Eighty-six

Sixty

Ninety and four  
Ninety-four

**86**

**60**

**94**

## Activity

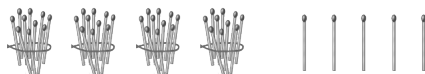
1. (1) Sixty-seven (2) Twenty (3) Fifty-three  
 (4) Eleven (5) Seventy-four (6) Ninety-nine

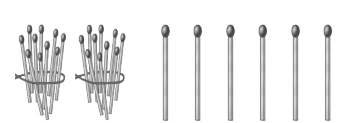
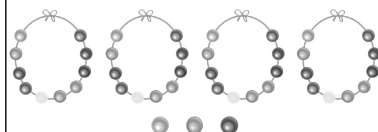
2.

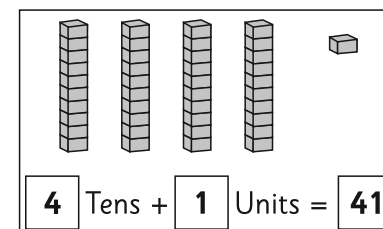
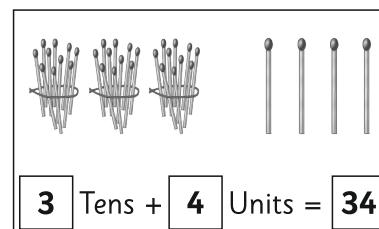
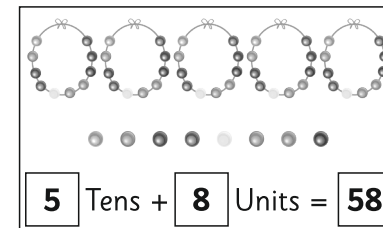
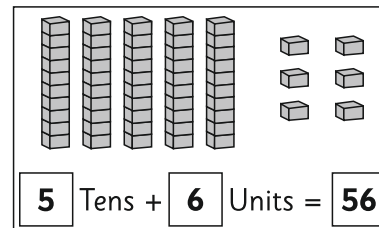
Z	Y	S	I	X	T	Y	Q
P	R	E	F	N	O	S	T
N	U	V	B	I	E	R	W
Z	Y	E	I	J	K	L	E
H	U	N	D	R	E	D	N
F	X	T	Y	V	W	J	T
I	V	Y	U	T	G	W	Y
F	O	R	T	Y	S	H	K
T	W	C	D	O	J	R	X
Y	X	T	E	N	Q	U	Q
T	Y	N	I	N	E	T	Y

## Topic 1.7 : Counting in Groups

### Classwork/Homework







- \*1. Sharad had 45 sticks
- 
- 4** T + **5** U = **45**







- \*2.
- 
- 2** Tens + **6** Units = **26**
- 
- 4** Tens + **3** Units = **43**

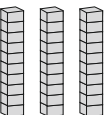

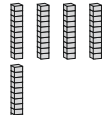

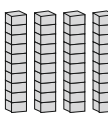



## Topic 1.8 : Number given in a Picture

### Classwork/Homework

- \*1.
- | Tens  | Units   | Tens  | Units   | Tens  | Units   |
|---|---|---|---|---|---|
|  |  |  |  |  |  |
| <b>1</b>  | <b>4</b>  | <b>2</b>  | <b>8</b>  | <b>4</b>  | <b>7</b>  |
| <b>Fourteen</b>   |   | <b>Twenty-eight</b>   |   | <b>Forty-seven</b>  |   |








- \*2.
- | Tens  | Units   | Tens  | Units   | Tens  | Units   |
|---|---|---|---|---|---|
|  |  |  |  |  |  |
| <b>2</b>  | <b>6</b>  | <b>1</b>  | <b>3</b>  | <b>4</b>  | <b>5</b>  |
| <b>Twenty-six</b>   |   | <b>Thirteen</b>   |   | <b>Forty-five</b>   |   |

- \*3.
- |   |   |   |   |   |   |
|---|---|---|---|---|---|
|  |  |  |  |  |  |
| <b>3</b>  | <b>4</b>  | <b>5</b>  | <b>3</b>  | <b>4</b>  | <b>5</b>  |
| <b>34</b>   |   | <b>53</b>   |   | <b>45</b>   |   |

## Topic 1.9 : What is the meaning of 'Place Value'?

### Classwork/Homework

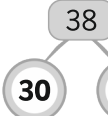
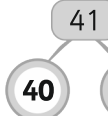
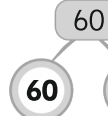
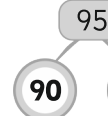
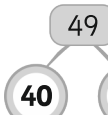
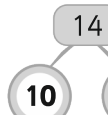
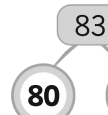
\*1.

Units	Tens	Units	Tens	Units	Tens	Units
						
6	2	6	4	2	3	4
6	20	6	40	2	30	4


\*2.

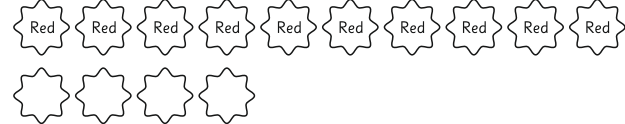
<u>1</u> 8	The place value of 1 is 10	as 1 is in the tens place.
2 <u>3</u>	The place value of 3 is 3	as 3 is in the units place.
6 <u>5</u>	The place value of 5 is <b>5</b>	as 5 is in the units place.
<u>7</u> 2	The place value of 7 is <b>70</b>	as 7 is in the tens place.
5 <u>0</u>	The place value of 0 is <b>0</b>	as 0 is in the units place.
<u>4</u> 0	The place value of 4 is <b>40</b>	as 4 is in the tens place.
<u>8</u> 8	The place value of 8 is <b>80</b>	as 8 is in the tens place.
<u>6</u> 1	The place value of 6 is <b>60</b>	as 6 is in the tens place.
8 <u>8</u>	The place value of 8 is <b>8</b>	as 8 is in the units place.
1 <u>6</u>	The place value of 6 is <b>6</b>	as 6 is in the units place.
<u>3</u> 7	The place value of 3 is <b>30</b>	as 3 is in the tens place.

\*3.

4.

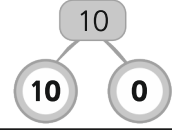
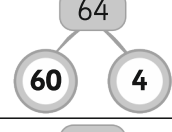
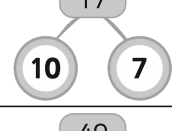
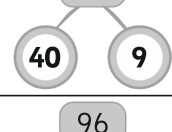
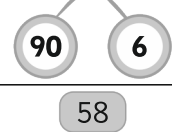

 10 and **5**  
**15**

 10 and **4**  
**14**

## Topic 1.10 : The Expanded Form of a Number

### Classwork/Homework

\*1.

Number	Number in words	Expanded form
	Ten	10 + 0
	Sixty-four	60 + 4
	Seventeen	10 + 7
	Forty-nine	40 + 9
	Ninety-six	90 + 6
	Fifty-eight	8



\*2.

◆ (a) 10

(b) 50, 51, 52, 53, 54, 55, 56, 57, 58, 59

◆ (a) 9

(b) 10, 20, 30, 40, 50, 60, 70, 80, 90

\*3. 

<u>1</u> 6	<u>4</u> 8	<u>5</u> 4	<u>7</u> 7	<u>8</u> 2	<u>9</u> 1	<u>6</u> 9	<u>2</u> 3
units	tens	units	tens	units	tens	tens	units

\*4. 

70 + 8 = 78	60 + 1 = 61	50 + 4 = 54
90 + 7 = 97	80 + 0 = 80	40 + 2 = 42

\*5. 













$\begin{array}{c} 11 \\ / \quad \backslash \\ 10 \quad 1 \end{array}$	$\begin{array}{c} 52 \\ / \quad \backslash \\ 50 \quad 2 \end{array}$	$\begin{array}{c} 98 \\ / \quad \backslash \\ 90 \quad 8 \end{array}$
$\begin{array}{c} 76 \\ / \quad \backslash \\ 7 \text{ Tens} \quad 6 \text{ Units} \end{array}$	$\begin{array}{c} 40 \\ / \quad \backslash \\ 4 \text{ Tens} \quad 0 \text{ Units} \end{array}$	$\begin{array}{c} 87 \\ / \quad \backslash \\ 8 \text{ Tens} \quad 7 \text{ Units} \end{array}$

# Play Do Learn

## Play - 1. Health

### 1.1 My Daily Routine


- |   |                                 |   |                               |
|---|---------------------------------|---|-------------------------------|
|  | Wake up <u>early</u>            |  | Morning <u>processes</u>      |
|  | Brush my <u>teeth</u>           |  | Take a <u>bath</u>            |
|  | Comb my <u>hair</u>             |  | Have a <u>food</u>            |
|  | Wear clean <u>clothes</u>       |  | Go to <u>school</u>           |
|  | <u>Study</u> daily              |  | Play on the <u>playground</u> |
|  | Help with <u>household work</u> |  | Sleep <u>early</u>            |

- |   |   |   |   |
|---|---|---|---|
|   |    |   |    |
|  |  |  |  |
|  |  |  |  |

- Taking my pet dog for a walk.
  - Drawing and colouring.

- c. Playing with my friends.
- d. Watching T.V. with my family.

### 1.2 Cleanliness of Hands

1. 
2. It is important to wash hands because it keeps away germs.
3.
  - a. washing hands and bath.
  - b. to wipe our face.
  - c. to wash hands and brush teeth.
  - d. to wash hands.
  - e. to brush our teeth.
  - f. to cut nails.

### 1.3 My Diet

#### 1. [ To be done by students with teacher's help.]

2.	Food	Animals	Plants
1.	Milk	<input checked="" type="checkbox"/>	<input type="checkbox"/>
2.	Salad	<input type="checkbox"/>	<input checked="" type="checkbox"/>
3.	Eggs	<input checked="" type="checkbox"/>	<input type="checkbox"/>
4.	Fruits	<input type="checkbox"/>	<input checked="" type="checkbox"/>
5.	Rice	<input type="checkbox"/>	<input checked="" type="checkbox"/>
6.	Meat	<input checked="" type="checkbox"/>	<input type="checkbox"/>





3. 😊 **Healthy Food** - milk, fruits, water, chapatis,

salad, tea, curd, juice, rice-dal.

4. 😞 **Unhealthy Food** - burger, pizza, vada pav.

4.
  - a. chapati, bhakari, bread, grapes
  - b. tomato, banana, pineapple, peach
  - c. burger, pizza, biryani, vada pav
  - d. pumpkin, cauliflower, mango, brinjal

### 1.4 Stop the Bad Habit

1.
  - 
    - Watching the T.V. for 5 hrs. (Red)
    - Watching the T.V. for 1 hr. (Green)
  - 
    - Unlimited usage and playing games on mobile phone. (Red)
    - Limited usage and playing on mobile phone. (Green)
  - 
    - Using the headphone for long hours with loud music. (Red)
    - Using the headphone for a short while with soft music. (Green)
  - 
    - Playing video games on weekends. (Green)
    - Playing video games daily. (Red)

### 1.5 First Aid

1. Sticking Tape, Ointment, Band-Aid, Gauze Roll, Iodine, Cotton
2.
  - a. Yes
  - b. Yes
  - c. No
  - d. Yes
3.
  - a.
  - b.
  - c.
  - d.
  - e.
  - f.

## 1.6 Cleanliness

1. **Mr. Right** - Throw garbage in the bin., Use soap to clean your body., Cut nails to remove dirt. Brush teeth twice a day.

**Mr. Wrong** - Put fingers into the nose to remove dirt., Eat food with dirty hands., Do not wash your hand before and after food.

2. a. Change your underclothes everyday / every month.

b. Trim / Bite your nails every week.

c. Wash your hands before going to bed / after using the toilet.

d. Wear clean / dirty clothes everyday.

e. Throw garbage in the plate / dustbin.

3. a. d u s t p a n                      b. b r o o m

c. d u s t i n g c l o t h              d. m o p

4. **Dry Garbage** - 2, 3, 7, 8, 9

**Wet Garbage** - 1, 4, 5, 6

## 1.7 Body Parts

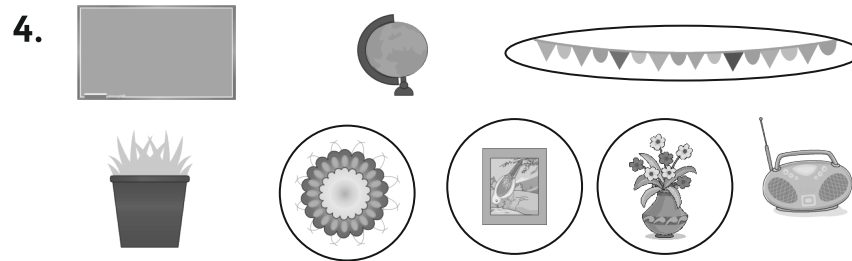
1. a. legs                      b. hands                      c. hands

### Do - 1. Need Based Activities

#### 1.1 Classroom Decoration

1. A boy is decorating the blackboard. Two boys are cleaning and putting up a frame. A boy and girl are setting the flower vase. A girl is bringing decorative materials.

2. class time-table, greeting cards, quote charts, craft items



5. [To be done by students with teacher's help.]

6. [To be done by students with teacher's help.]

## 1.2 Special Days

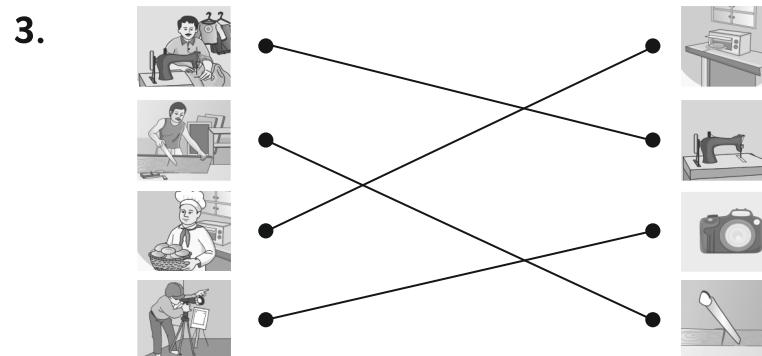
1. Van Mahotsav is celebrated in the 1<sup>st</sup> week of July.

3. 1. 15<sup>th</sup> August. 1947                      2. Gandhi Jayanti  
3. Teachers Day                              4. Children's Day

## 1.3 World of Work

1. This is a picture of a laundry. The man is ironing the clothes. He folds the clothes neatly and keeps it aside.

2. [To be done by students with teacher's help.]



4. Homemade hair oil, candles, agarbatti (incense), chapati / parathas, paper bags, imitation jewellery and cloth bags.

### 1.4 Introduction to different occupations around you

1.

		
handloom	textile	newspaper sellers
		
papad and pickle industry	pottery	flourmill
		
florist	tailor	keymaker
		
poultry		

2. a. cotton cloth    b. iron items    c. eggs and chickens  
d. fruit seller    e. garlands, bouquet    f. pots


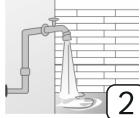






## 2. Water Literacy

2. [To be done by students with teacher's help.]







3. dark clouds, rain, rainbow, girl with umbrella and raincoat, frogs, paper boat, trees swaying

## 2.1 Picture Story Reading

1.






			
			

2.

 - Cooking	 - Watering	 - Bathing
 - Washing clothes	 - Drinking	 - Cleaning vessels

## 2.2 Storage of Water


1.

				
Dam	Water tank	Drum	Plastic tank	Water harvesting

2.

R	Z	C	D	L	F	I	R
J	O	H	A	D	S	T	O
T	Q	A	M	C	O	D	O
K	I	N	S	W	V	G	F
W	V	D	I	O	I	P	T
E	U	P	Y	F	N	T	O
L	J	U	G	L	X	R	P
L	B	M	S	U	I	S	V
S	G	P	I	K	U	L	S

3.



## Learn - 1. Drawing

[To be done by students.]


From 1.1 to 1.8

### 2.3 Disaster Management

1.




cyclone



earthquake



flood



drought



landslides



lightning

2. a. earthquake  
c. drought

- b. cyclone  
d. lightning