

Key to Navjeevan Term Book - III

Standard
2

Teacher's Copy

**NAVJEEVAN PUBLICATIONS PVT. LTD.
EDUCATIONAL PUBLISHERS**



MUMBAI

4940/1B, Dhobiwadi, Dr. Jaykar Marg, Opp. Datta Mandir, Thakurdwar,
Mumbai - 400 002.

Only Calling: 8291852601

Calling & Whatsapp: 9322531798 / 8291852631 / 8291972352

Website: www.navjeevanpublications.com

Enquiries: info@navjeevanpublications.com

Sales: acc.nppl@gmail.com

PUNE

470 /471, Raviwar Peth, Nandan Residency, 1st Floor,
Phadke Haud, Pune - 411 002.

Tel.: (020) 24432951 / 7066835645

CONTENTS

Sr. No.	Subject Name	Pg. No.
1.	English Balbharati	3 to 11
2.	Mathematics	12 to 27
3.	Play Do Learn	28 to 33

BOOK 3

English Balbharati Unit Three – 3.1 Mice

 Classwork / Homework

1. a. nice b. all c. much d. night
- *2. long small pink white
teeth ears faces tails
3. *a. Yes, I have seen a mouse.
b. The mouse nibbles with its teeth.
c. No, they do not have any chins.
d. I will try trapping the mouse is a rat trap.
e. The mouse runs about in the house.

3.2 Activity Time

 Classwork / Homework

- *1. axe, balloon, boy, clock, dog, father, garden, hen, king, mother, peacock, queen, school, temple, zebra
2. a. Indigo, Red, Violet, Yellow
b. Friday, Monday, Sunday, Tuesday
c. bat, elephant, monkey, owl
d. boy, girl, king, queen
- *3. [To be done by students with teacher's help.]
- *4. a. big - I have a big blue bag.
b. like - We like to play football.
c. fairy - My mother told me a fairy tale.

 Activity

2. Violet, Indigo, Blue, Green, Yellow, Orange, Red

3.3 Let's Speak

 Classwork / Homework

1. a. A girl is riding a bicycle.
b. A woman is driving a car.
c. A man is ironing clothes.
d. A girl is skipping a rope.
e. A boy is riding a horse.
f. A girl is feeding a cow.
g. A man is driving a tractor.
h. A boy is climbing a tree.
2. a. playing b. reading c. working
d. thinking e. standing f. teaching
g. crying h. saying

3.4 Story Time - Nina's Dream

 Classwork / Homework

- *1. a. Nina was a little girl.
b. Nina lived in a village.
c. Her parents worked in the field.
d. Her bother went to the grassland to graze their cattle.
e. The older girls went to the forest to bring firewood.
f. One day a smart lady came to their village.
g. The smart lady was a pilot.
- *2. a. near b. small c. older d. true
e. front f. happy g. start h. different

*3.

Nina wanted to cross it

Nina wanted to touch it

Nina wanted to swim

Nina wanted to fly



4. a. Nina's mother said to Nina.
 b. Nina asked herself.
 c. Nina said to the smart lady.
 d. Rutuja said to Nina.
5. a. Nina was a little girl.
 b. Will my wishes ever come true?
 c. I am going to live in your village.
 d. I am a pilot.
 e. Who are you?
 f. Nina was happy.
 g. Her parents worked in the field.
 h. Mother too was very happy.

3.5 Language Study - Action Words



Classwork / Homework

- *1. a. bag happy walk
 b. cup sing
 c. bounce glass look
 d. draw pin black

e. jump

circle

balloon

f. ant

drink

catch

g. book

table

dance

h. talk

shoes

socks

2. a. I walk to school.
 b. Rita loves to sing.
 c. I bounce my ball.
 d. I like to draw funny faces.
 e. We saw a cat jump over the gate.
 f. My sister likes to drink tea.
 g. I have my dance class today.
 h. Today we will talk about the rain.

3. a. w r i t e b. c l i m b c. k i c k
 d. d r i n k e. d a n c e f. d r a w

4. a. I gifted my younger brother a t-shirt.
 b. My teacher teaches me well.
 c. The cobbler mends my shoe.
 d. I visited my best friend yesterday.
 e. We are going to watch a movie tonight.

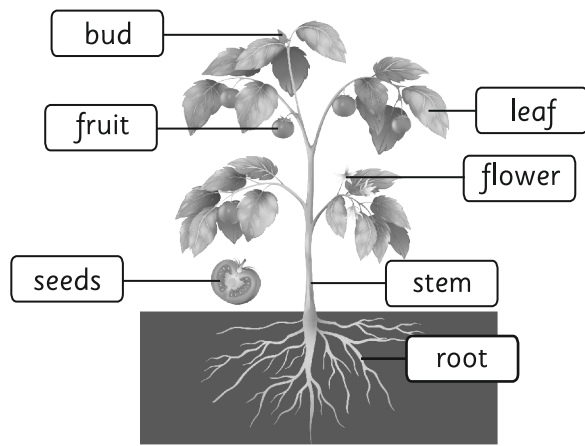
3.6 Five Little Seeds



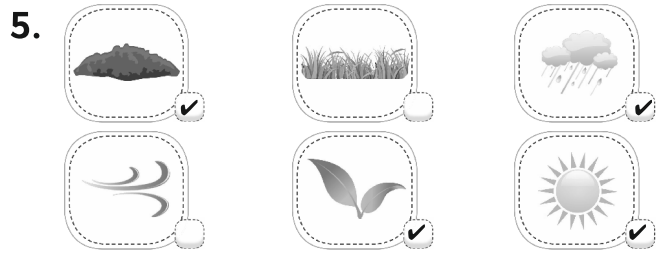
Classwork / Homework

1. a. weeds b. flower c. weeds d. grow
2. a. Five b. Two
 c. Sun and shower d. Pink

*3.



4. a. peel b. feel c. keep d. jeep
 e. seed f. weed g. seen h. peep
 i. week j. weep k. feet l. keen




3.7 Let's Speak

Classwork / Homework

- 1.
-

2.



3.8 Reading Time - Nani's Glasses

Classwork / Homework

- *1. a. Nani lost her glasses.
 b. The boy searched for the glasses on Nani's head, in the bathroom, inside the cupboard, on the bed, under her favourite chair and on the dining table.
 c. Nani did some cooking, work in the garden, reading and knitting the whole day.
 d. The boy found the glasses wrapped in the knitting yarn.













*2.

One	Many	One	Many
chair	chairs	garden	gardens
table	tables	eye	eyes
bed	beds	place	places
cupboard	cupboards	glass	glasses
clue	clues	day	days

3.9 Writing Skill - Writing Instructions



Classwork / Homework

- *1. a. Take a glass of water.
 b. Add the juice of half a lemon.
 c. Mix it well after adding a pinch of salt.
 d. To this add two spoon of sugar and stir the mixture.
2. a. - 5 b. - 3 c. - 6. d. - 1 e. - 4 f. - 2
3. a. I love eating carrots cucumbers beatroots and tomato.
  
- b. Wow what a bright sunny day
  
- c. The baby is sleeping
  
- d. Where do you live
  
- *4. Fruits are good for health. I like to eat apples, mangoes, grapes, pineapples, pears and guavas. Eating fruits will keep you strong, healthy and active.
5. *a. Our classroom has a blackboard, chair, table, desks, benches, charts, dustbin and cupboard.
 b. Rainbow has seven colours violet, indigo, blue, green, yellow, orange, red.




Grammar Practice

1. a.  chair  cup  cat  comb

Alphabetical order : cat, chair, comb, cup

- b.  mango  banana  apple  grapes

Alphabetical order : apple, banana, grapes, mango

- c.  duck  drum  dice  donkey

Alphabetical order : dice, donkey, drum, duck

2. a. jasmine, marigold, rose, sunflower
 b. Earth, Jupiter, Saturn, Uranus
 c. bungalow, hut, igloo, skyscraper
 d. frock, saree, shirt, trousers
 e. hill, mountain, plateau, valley
 f. baker, carpenter, cobbler, farmer
3. a. trekking, camping, boating
 b. playing, drawing, studying
 c. watching T.V., reading paper, helping mother
 d. reading, writing, drawing
 e. cleaning, helping, eating

4. a. The bird flies in the sky.
 b. Ravi rides a bicycle.
 c. Father writes a letter.
 d. The fish swims in the pond.
 e. Anil paints a picture.
 f. We go to school everyday.

One	Many	One	Many
<u>girl</u>	girls	<u>bag</u>	bags
<u>book</u>	books	monkey	<u>monkeys</u>
cow	<u>cows</u>	<u>king</u>	kings

6. wool, foot, cool, food, fool, loot, wood, tool
 7. benches, pencil, story, chart, corner, books, neat, clean

Mathematics

Part 2

Topic 2.1 : Comparing Numbers



Classwork/Homework

1. * (a)

3,	8
----	---

1,	9
----	---

2,	20
----	----

4,	6
----	---

10,	12
-----	----

16,	8
-----	---

 * (b)

4,	7
----	---

2,	7
----	---

8,	9
----	---

5,	6
----	---

7,	9
----	---

5,	3
----	---

2. (b)

7	>	3
---	---	---

7 is greater than 3
 (c)

1	<	9
---	---	---

1 is less than 9
 (d)

9	>	1
---	---	---

9 is greater than 7
 (e)

20	>	2
----	---	---

20 is greater than 2
 (f)

2	<	20
---	---	----

2 is less than 20

- * (3)

43	<	46
----	---	----

84	<	86
----	---	----

67	>	57
----	---	----

30	<	50
----	---	----

13	>	9
----	---	---

23	<	32
----	---	----

99	>	89
----	---	----

68	>	59
----	---	----

60	<	76
----	---	----

Topic 2.2 : Neighbouring Numbers on Each Side



Classwork/Homework

*1.

53	54	55	78	79	80	39	40	41
36	37	38	61	62	63	98	99	100
49	50	51	77	78	79	31	32	33
38	39	40	29	30	31	67	68	69



Activity

1.

39	40	41	42	43	44	45
76	77	78	79	80	81	82
62	63	64	65	66	67	68

*2.

51	66	81	82	
52	53	67	68	
54	69	83		
55	56	84	85	
57	70	71	86	
58	59	72	87	88
60	73	74	89	
61	62	75	90	91
63	76	77	92	
64	65	78	93	94
	79	80	95	

Topic 2.3 : Ascending and Descending Order of Numbers



Classwork/Homework

1. * (a) 12, 25, 54 * (b) 9, 32, 67
 * (c) 30, 44, 92 (d) 62, 71, 80
 (e) 24, 38, 61 (f) 29, 56, 72

*2.

No.	Ascending Order	Descending Order
* (b)	50 < 62 < 85	85 > 62 > 50
* (c)	9 < 13 < 32	32 > 13 > 9
* (d)	43 < 60 < 76 < 89	89 > 76 > 60 > 43
* (e)	9 < 15 < 52 < 75	75 > 52 > 15 > 9
(f)	7 < 34 < 67 < 98	98 > 67 > 34 > 7
(g)	14 < 23 < 71 < 87	87 > 71 > 23 > 14
(h)	12 < 25 < 36 < 51	51 > 36 > 25 > 12



Activity

1.

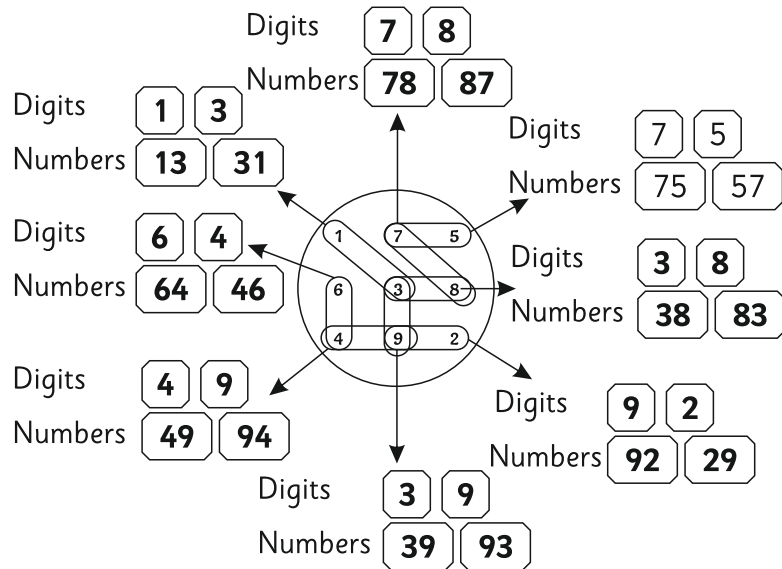
	58	71	63	46	25
Ascending	25	46	58	63	71
Descending	71	63	58	46	25
	99	76	59	69	49
Ascending	49	59	69	76	99
Descending	99	76	69	59	49
	25	40	20	45	35
Ascending	20	25	35	40	45
Descending	45	40	35	25	20

Topic 2.4 : Come, Let's Make Numbers

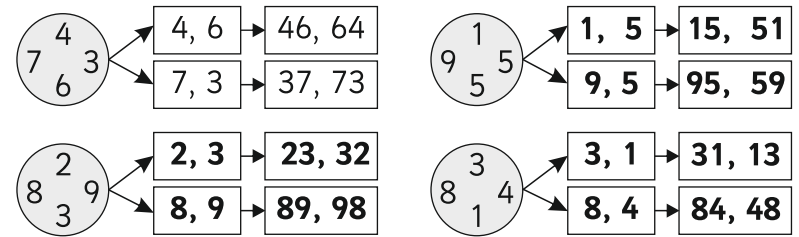


Classwork/Homework

★



2.



Topic 2.5 : Cardinal numbers Ordinal numbers

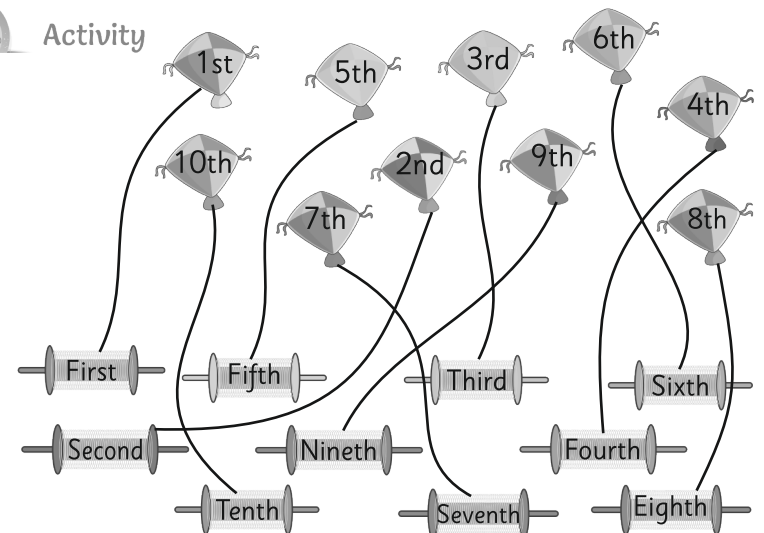


Classwork/Homework

- ★ 1. (a) 5 (b) 5th (c) Nikhil (d) Shail
- ★ 2. (a) 3rd (b) rat (c) 2nd (d) Tiger
(e) 4th (f) 4th & 6th (g) 6
- ★ 3. (a) rose (b) 4th (c) 5
4. (a) First (b) seventh (c) seventh (d) second
(e) sixth, fifth (f) third, eight
- ★ 5. (a) May (b) Kartik
- ★ 6. (a) 1 (b) 4 (c) 3



Activity



Activity

- ★ 1. Numbers made: **47, 74**
Greatest number **74** Smallest number **47**
- Numbers made: **58, 85**
Greatest number **85** Smallest number **58**
- Numbers made: **23, 28, 32, 38, 83, 82**
Greatest number **83** Smallest number **23**
- Numbers made: **60, 69, 90, 96**
Greatest number **96** Smallest number **60**

Topic 2.6 : Reading Pictures



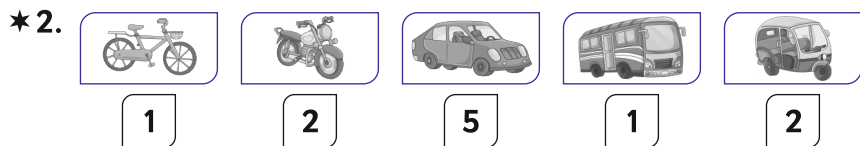
Oral

1. [To be done by students.]



Classwork/Homework

- *1. (a) 4 (b) 2 (c) apple, banana, pineapple, mango
 (d) potato, onion, brinjal, lady finger, methi
 (e) 3 (f) 2 (g) 3



- (a) car, auto rickshaw and motor bike
 (b) bus, motor bike, car, auto rickshaw, bicycle
 (c) bus, car, motor bikes and auto ricksha (d) cars.

3. (a) 2 (b) 3 (c) 2 (d) 3

Topic 2.7 : A Special Way to Add by Carrying Over



Classwork/Homework

*1. (a)

T	U	
	9
+	6
1	5	

(b)

T	U	
	6
+	5
1	1	

(c)

T	U	
	7
+	4
1	1	

(d)

T	U	
	6
+	6
1	2	

17

(e)

T	U	
	4
+	9
1	3	

(f)

T	U	
	8
+	6
1	4	

(g)

T	U	
	5
+	5
1	0	

(h)

T	U	
	5
+	7
1	2	

*2.

T	U	T	U	T	U	T	U
2	0	1	7	1	3	1	5
+	1	+	3	+	4	+	5
3	6	4	7	5	3	6	5

T	U	T	U	T	U	T	U
4	0	3	3	5	4	6	9
+	2	+	2	+	1	+	1
6	0	5	3	6	4	7	9

*3.

T	U	T	U
1	2	1	5
+	2	+	3
3	8	6	2

*4.

T	U	T	U	T	U	T	U
1	6	1	2	1	7	1	8
+	2	+	2	+	0	+	2
6	1	6	0	5	2	9	0

18

T	U
1	
7	1
+ 1	9
9	0

T	U
1	
2	5
+ 3	7
6	2

T	U
1	
3	5
+ 2	9
6	4

T	U
1	
4	2
+ 1	9
6	1

T	U
1	
4	4
+ 4	8
9	2

T	U
1	
3	8
+ 1	4
5	2

T	U
1	
2	7
+ 3	4
6	1

T	U
1	
4	4
+ 2	7
7	1

T	U
1	
4	9
+	3
5	2

T	U
1	
5	5
+	8
6	3

T	U
1	
6	9
+	9
7	8

T	U
1	
6	3
+ 2	8
9	1

T	U
1	
6	5
+ 2	6
9	1

T	U
1	
4	6
+ 4	6
9	2

T	U
1	
7	9
+ 1	6
9	5

T	U
1	
5	8
+ 2	9
8	7

Topic 2.8 : Stories of Addition - 2



Classwork/Homework

*1. (a)

T	U
1	
2	4
+ 2	8
5	2

Cows
buffaloes
Total cattles

*(b)

T	U
1	
3	4
+ 3	8
7	2

Salma stitched handkerchiefs yesterday
Salma stitches today
Total handkerchiefs

*(c)

T	U
1	
2	5
+ 1	3
3	8

Wasim had
Wasim won
Total Wasim has

*(d)

T	U
1	
3	5
+ 1	9
5	4

Shopkeeper had kites
Shopkeeper bought kites
Total kites

(e)

T	U
1	
7	6
+ 1	4
9	0

Pages Sagar read
Pages Sagar will read
Total pages read

***2. (a)** A basket had 22 apples and another basket had 37 mangoes. How many fruits were there in all?

T	U	
1		
2	2	Apples
+ 3	7	Mangoes
5	9	Total fruits

(b) Ram had 34 red marbles and Shyam had 28 blue marbles. How many marbles did they have in all?

T	U	
1		
3	4	Red marbles
+ 2	8	Blue marbles
6	2	Total marbles

(c) In a garden there are 30 rose plants and 19 lilly plants. How many plants are there in all?

T	U	
1		
3	0	Rose plants
+ 1	9	Lilly plants
4	9	Total plants

(d) In a game of cricket Rajesh made 26 runs and Ajay made 34 runs. How many runs in total they made?

T	U	
1		
2	6	Rajesh runs
+ 3	4	Ajay runs
6	0	Total runs

(e) A school library had 59 story books and 29 G.K books. How many books were there in the library?

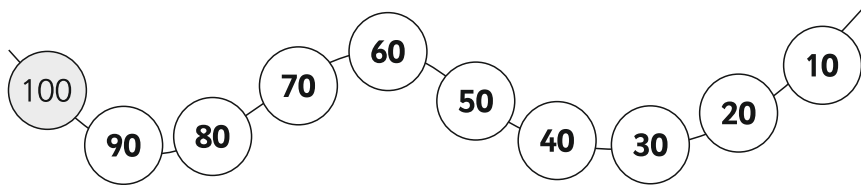
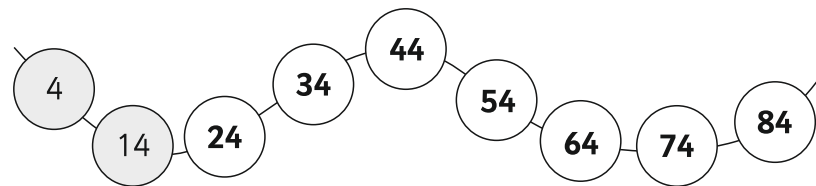
T	U	
1		
5	9	Story books
+ 2	9	G.K books
8	8	Total books

(f) In class 2 they are 49 boys and 28 girls. How many students are there in class 2?

T	U	
1		
4	9	Boys
+ 2	8	Girls
7	7	Total students

3. **(a)** $6 + 10 = 16$ **(b)** $29 + 30 = 59$
(c) $77 + 20 = 97$ **(d)** $18 + 20 = 38$
(e) $62 + 10 = 72$ **(f)** $84 + 10 = 94$
(g) $20 + 10 = 30$ **(h)** $48 + 40 = 88$
4. **(a)** $15 - 10 = 5$ **(b)** $34 - 20 = 14$
(c) $67 - 20 = 47$ **(d)** $26 - 10 = 16$
(e) $53 - 10 = 43$ **(f)** $92 - 30 = 62$
(g) $76 - 20 = 56$ **(h)** $38 - 10 = 28$

 Activity



Topic 2.9 : Let's Untie a Ten in order to Subtract



Classwork/Homework

- * 1. (a)** $22 - 7 = 15$ **(b)** $30 - 9 = 21$ **(c)** $63 - 6 = 57$
- | | | |
|---|---|---|
| $\begin{array}{r} 22 \\ - 7 \\ \hline 15 \end{array}$ | $\begin{array}{r} 30 \\ - 9 \\ \hline 21 \end{array}$ | $\begin{array}{r} 63 \\ - 6 \\ \hline 57 \end{array}$ |
|---|---|---|
- (d)** $23 - 5 = 18$ **(e)** $25 - 8 = 17$ **(f)** $37 - 9 = 28$
- | | | |
|---|---|---|
| $\begin{array}{r} 23 \\ - 5 \\ \hline 18 \end{array}$ | $\begin{array}{r} 25 \\ - 8 \\ \hline 17 \end{array}$ | $\begin{array}{r} 37 \\ - 9 \\ \hline 28 \end{array}$ |
|---|---|---|

2. **(a)**
- | Tens | Units |
|--------------|--------------|
| 3 | 10 |
| 4 | 0 |
| - 1 | 1 |
| 2 | 9 |
- (b)**
- | Tens | Units |
|--------------|--------------|
| 5 | 17 |
| 6 | 7 |
| - 2 | 9 |
| 3 | 8 |
- (c)**
- | Tens | Units |
|--------------|--------------|
| 8 | 12 |
| 9 | 2 |
| - 5 | 3 |
| 3 | 9 |

(d)

Tens	Units
2	16
2	6
- 1	9
1	7

(e)

Tens	Units
3	12
3	2
- 3	6
0	6

(f)

Tens	Units
5	10
5	0
- 2	8
3	2

3. *(a) $17-9 = \boxed{8}$ *(b) $30-12 = \boxed{18}$ *(c) $51-18 = \boxed{33}$

Tens	Units
0	17
1	7
-	9
	8

Tens	Units
2	10
2	0
- 1	2
1	8

Tens	Units
4	11
4	1
- 1	8
3	3

*(d) $46-17 = \boxed{29}$ *(e) $83-59 = \boxed{24}$ *(f) $74-25 = \boxed{49}$

Tens	Units
3	16
3	6
- 1	7
2	9

Tens	Units
7	13
7	3
- 5	9
2	4

Tens	Units
6	14
6	4
- 2	5
4	9

(g) $60-19 = \boxed{41}$ (h) $56-28 = \boxed{28}$ (i) $42-16 = \boxed{26}$

Tens	Units
5	10
5	0
- 1	9
4	1

Tens	Units
4	16
4	6
- 2	8
2	8

Tens	Units
3	12
3	2
- 1	6
2	6

* 4. (a)

T	U
6	10
6	0
- 4	2
2	8

Total counters
Green counters
Red counters

(b)

T	U
8	12
8	2
- 5	9
3	3

Beads Swara had
Beads given to 59
Beads Swara has

(c)

T	U
5	17
5	7
- 4	8
1	9

Total karanji
Anararas
Less Anararas

(d)

T	U
7	11
7	1
- 7	8
0	3

Total students
Took part
Not taken part

1. (a) Geeta has 43 sweets, she gave Reeta 19 sweets. How many sweets were left with Geeta?

T	U
3	13
4	3
- 1	9
2	4

Geeta had
Gave Reeta
Geeta has

- (b) In a basket there were 26 mangoes. 17 mangoes got spoiled. How many mangoes are left.

T	U
1	16
2	6
- 1	7
0	9

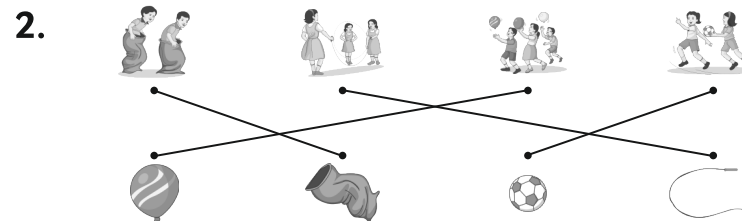
Mangoes
Spoiled mangoes
Mangoes left

Play Do Learn


Play - 3. Games and Competition

3.1 Entertainment Games

- Sack race
 - Football
 - Cricket
 - Skipping



3.2 Sitting Games



3.3 Regional and Traditional Games

- [To be done by students with teacher's help.]
- [To be done by students with teacher's help.]

3.4 Variety of Games

- Throwing the ball, bottle bowling. These games help in building and strengthening the hand and leg muscles.
- The different muscles being stretched are hands, neck and legs.

Activity

-

3.6 Minor Games

- [To be done by students with teacher's help.]
- [To be done by students with teacher's help.]

Do - 4. Optional Activities

(A) Productive Areas (1) Area - Food

1.1 Kitchen Gardening

-
- Terrace gardening, pot gardening
- | | | | | | | | | |
|---|---|---|---|---|---|---|---|---|
| P | O | T | A | T | O | G | B | Q |
| E | F | M | O | Z | Y | T | E | C |
| R | A | D | I | S | H | B | A | A |
| S | Z | X | Y | H | G | X | N | B |
| C | A | R | R | O | T | Z | S | B |
| C | U | C | U | M | B | E | R | A |
| S | P | I | N | A | C | H | Q | G |
| E | E | Q | S | T | Y | Z | X | E |
| F | A | P | U | M | P | K | I | N |
| Y | S | B | R | I | N | J | A | L |

Plantation of Saplings

-
- The best time to grow saplings is during the rainy season (June - September)

1.2 Pot Cultivation

-

Visit to a Nursery

- Fruit Plant** : mango, guava, papaya
Medicinal Plants : aloe vera, neem, tulsi
Climbers : money plant, grapes, peas
Flowering plants : marigold, jasmine, rose
- soil, pot, sapling, pot, soil, water, sunlight
- Soil, sapling, pot, water can, trowel, gardening fork

Plantation a sapling in a pot

-

1.3 Fruit Processing

(A) Fruit varieties

1. **Names** - banana, pineapple, mango, tamarind, chickoo, apple

Taste - sweet, sour sweet, sweet, sour, sweet, sweet

2.



pickle



jelly



juice



jam

1.4 Fisheries

1. Rohu and Rawas live in fresh water.
2. Pomfret, seerfish, bangda (Indian mackerel)
3. Chanos and Mullet live in brackish water.

(2) Area - Clothing

2.1 Production of Cloth

2.



3



5



1



6



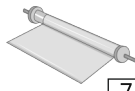
8



4



2



7

2.2 Basic Stitching

1. cotton, silk, georgette, chiffon, satin, denim, velvet, nylon.

2.4 Coir Work

1. The leaves of coconut tree are called fronds.
2. Another name for coconut tree is palm tree.

3. 60 to 80 coconuts in a year.

(3) Area - Shelter

3.2 Bamboo Work and Cane Work

1. [To be done by students with teacher's help.]
2. It's used to make paper, furniture, construction work.

3.3 Plantation of Flowering Plants and Ornamental Plants

1. **Flowers with fragrance** - Rose, Champa, Jasmine, Mogra, Lily
Flowers without fragrance - Hibiscus, Marigold, Aboli, Chrysanthemum, Perwinkle
2. **Red** - Rose, hibiscus, poppy
Yellow - Sunflower, daffodil, marigold
White - mogra, jasmine, daisy
Pink - lotus, zinnia, gladiolus.

(C) Other Areas

Agro-based Occupations

1.

A	B	G	C	D	E	O
F	G	H	O	Z	L	X
H	E	N	W	A	J	K
L	M	N	F	O	T	P
Q	R	F	B	E	A	R
S	U	D	E	E	R	T
B	R	A	B	B	I	T

Learn - 4. Sounds

4.2 Different Musical Instruments

1.



been



cymbals



halagi



tarapa



chimta



dholak



flute



zither



single string instrument

4.3 Other Sounds

2. [To be done by students with teacher's help.]