

Under licence from Balbharati vide Registration No. 2018MH0015



EduMaxTM
Maximising the Learning

STD. 1

BOOK - 1 to 6

- English Balbharati
- Grammar
- Marathi
- Play Do Learn



NAVJEEVAN PUBLICATIONS PVT. LTD.

EDUCATIONAL PUBLISHERS

MUMBAI

4940/1B, Dhobiwadi, Dr. Jaykar Marg, Opp. Datta Mandir, Thakurdwar, Mumbai - 400 002.

Only Calling: 8291852601

Calling & Whatsapp: 9322531798 / 8291852631 / 8291972352

Website: www.navjeevanpublications.com

Email: For enquiry - info@navjeevanpublications.com **For order -** acc.npl@gmail.com

PUNE

470 /471, Raviwar Peth, Nandan Residency, 1st Floor, Phadke Haud, Pune - 411 002.

Tel.: (020) 24432951 / 7066835645

CONTENTS

Sr. No.	Chapter Name	Page No.
1.	Book 1	3 - 23
2.	Book 2	24 - 38
3.	Book 3	39 - 56
4.	Book 4	57 - 71
5.	Book 5	72 - 84
6.	Book 6	85 - 100

English Balbharati

Unit One – 1. A Happy Song



4. 1. walk 2. jump 3. kick
4. read 5. eat 6. sleep





2. Nature







- *3. The rainbow has seven colours. There are two birds in the sky. The sun is shining brightly. There are pink, red and white flowers. There are three tall trees. The clouds are white.
- *4. 1. The tree gives us shade.
2. We use flowers to make garlands.
3. The bird flies in the sky.
4. We see the rainbow during the rainy season.

3. Action Time



4.    

4. Know Each Other



3. 1. Good morning 2. Hello 3. Good afternoon
4. Good evening 5. Good night



5. 1. Soham 2. Reema
3. Father - Ramesh 4. Mother - Priya

5. Let's Learn Alphabet



- *3. 1. a d k w 2. B E J S Y

*4.

h	m	w	i	e	f	p	n
W	H	P	N	M	E	I	F

5.

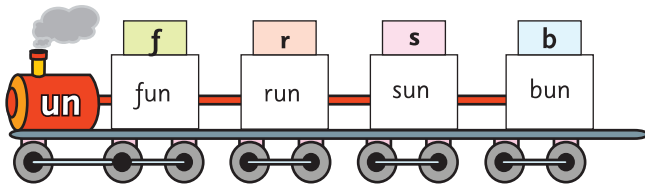
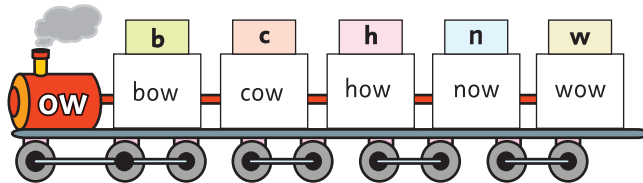

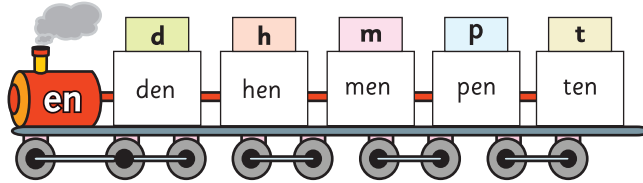
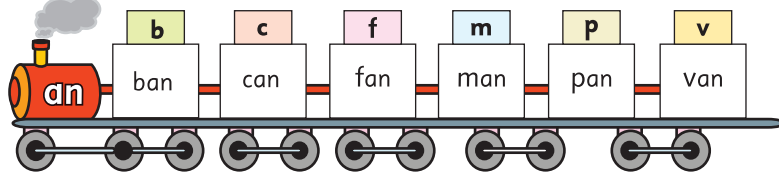
1. a - @nt @xe @pple @eropl@ne
2. b - @ed @utter @eautiful @am@oo
3. m - @at @oney @onkey @o@ent
4. l - @ake @amp @otus @itt@e

6. Make Words



Let's read and write

*1.



Let's write


4. 1. cap 2. map 3. pot 4. hot

- *4. 1. bat bed boat hut
 2. sun lock sack soap
 3. cock cat dog clap
 4. ladder leaf rose lemon
 5. key pot pen purse
 6. top toy axe tree

7. Letter on a Tab and Computer Keyboard



Let's do



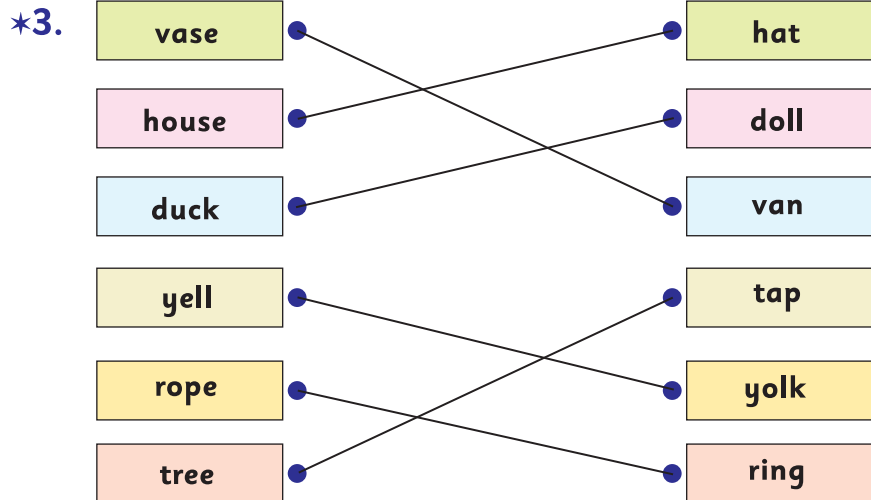
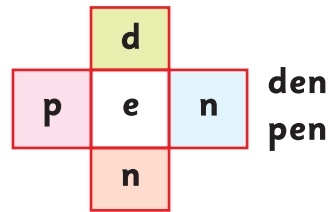
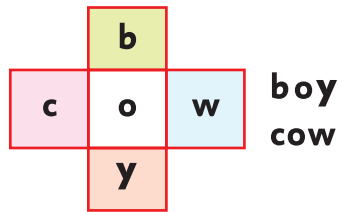
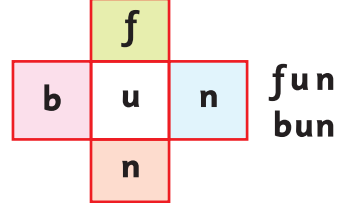
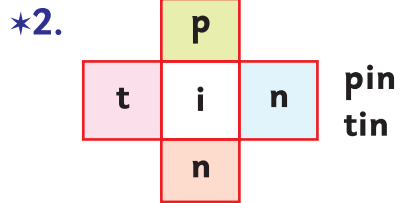
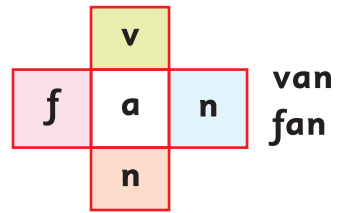
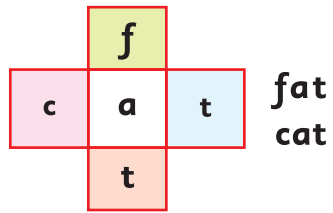
5. [To be done by students with teacher's help.]

8. Sound in the Middle of Words



Let's read and write



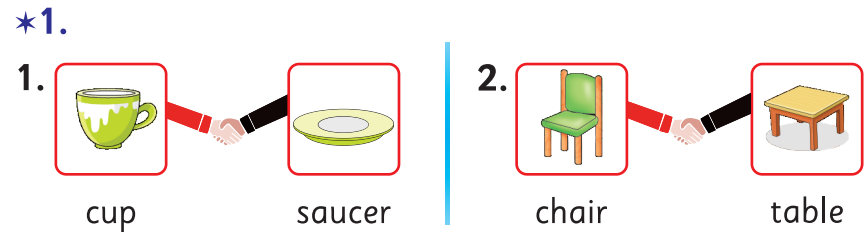


9. Soham's Ball



3. 1. Raj gives a gift to Rina, she says... thank you
2. Raju says thank you, Rita says... welcome
3. Mom is angry on Tina, she says... sorry
4. Sam wants to go ahead in the line, he says... excuse me

10. Things That Go Together





bat

ball



paint

brush



rain

umbrella



hen

egg



lock

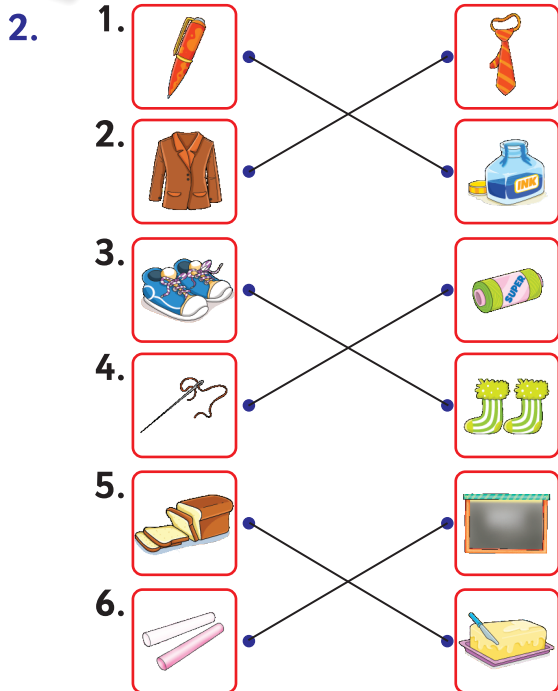
key



pencil

book

Let's do



pen - ink

coat - tie

shoes - socks

needle - thread

bread - butter


chalk - board

11. Number Song


Let's write

- *3. 1 one 5 five 9 nine
- 2 two 6 six 10 ten
- 3 three 7 seven
- 4 four 8 eight
- 4. 1. more 2. gate
- 5. 1. less 2. far

Let's do

*6.  3 three

 5 five

 6 six

 9 nine

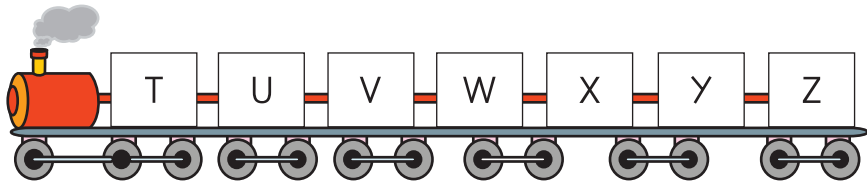
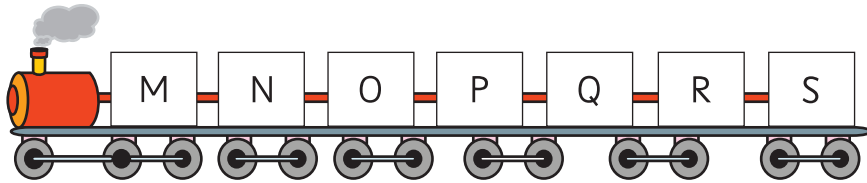

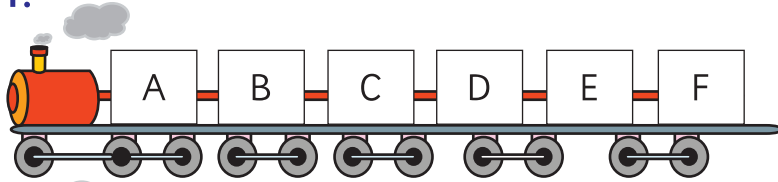
 4 four

English Grammar

Unit One – 1. The Alphabet

Let's try

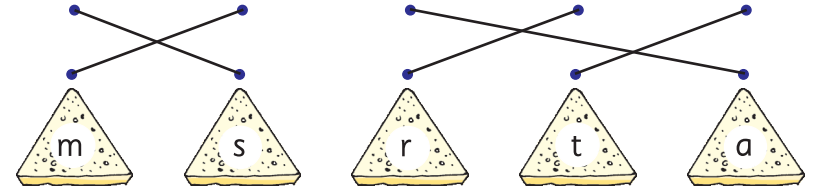
1.



2. 1. c e x 2. m n z 3. d q s
 4. e i r 5. k t y 6. f p v
3. 1. as be do so 2. dog hip key lap
 3. clap mice snow tree
4. 1. ant, bear, cow, dog 2. goat, horse, igloo, jug
 3. lily, mogra, rose, tulip 4. crow, hen, owl, pigeon

Let's do

5.



6. 1. ant 2. bear 3. cat 4. duck
 5. elephant 6. frog 7. goat 8. hen
 9. horse 10. rabbit

2. Build Words

Let's try

1. 1. b + e + a + r = bear
 2. s + h + o + e = shoe
 3. h + a + n + d = hand

2.



bike



crow




comb



gate

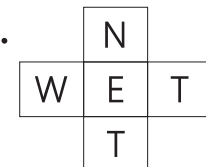
Let's do

3.



pan
can

2.



net
wet




3.




	R	
B	U	N
	N	

 run
bun

3. Vowels and Consonants

Let's try

1.  F(i)sh  J(o)k(e)r  I(n)k

 S(u)n  A(n)t  C(a)p

2. 1. tgr 2. drgn 3. yllw 4. bxng

4. Articles

Let's try






1. 1. a hut 2. an engine 3. an apple
4. an axe 5. a lotus 6. a girl
2. 1. a / (an) / the ox 2. a / an / (the) Queen
3. a / an / (the) bags 4. a / (an) / the eagle
5. (a) an / (the) Earth 6. (a) an / the chair
7. (a) an / the house 8. (a) an / the book
9. a / an / the kite

मराठी

१. सरी

चला आपण करूया Let's do

* मोर गाडगे सर मुलगा मुलगी


    

२. दोघेही जिंकू

आपण प्रयत्न करूया Let's try

* तोंडी (Oral)

- (१) कुत्रा, बदक.
(२) त्यांच्यात पळण्याची शर्यत लागली.



* तोंडी (Oral)

- (१) कुत्र्याचे पिल्लू बदकाच्या पुढे पुढे पळत होते.
(२) कुत्र्याच्या पिल्लाला रस्त्यात नदी दिसली.
(३) कुत्र्याचे पिल्लू नदीच्या तीरावर थांबले.



* तोंडी (Oral)

- (१) पिल्लू थांबल्यावर तेथे बदक आले.
(२) नदी कशी पार करायची ते पिल्लाला समजत नव्हते.
(३) नदी कशी पार करायची ते बदकाला समजले.





* तोंडी (Oral)

- (१) बदकाने पिल्लाला सांगितले, “तू माझ्या पाठीवर बस. आपण दोघे मिळून नदीच्या पलीकडे जाऊ.”
- (२) कुत्र्याचे पिल्लू बदकाच्या पाठीवर बसून दोघे मिळून नदी पार करणार होते.

* तोंडी (Oral)

- (१) बदक व कुत्र्याचे पिल्लू दोघांनी मिळून शर्यत जिंकली.



३. करूया स्वागत



* तोंडी (Oral)

- (१) वर्गात शिक्षक (teacher) व विद्यार्थी (students) आहेत.
- (२) गुरुजी नमस्कार करत आहेत.
- (३) विद्यार्थी गुरुजींचे अनुकरण करत आहेत.

- (४) मुले उभी आहेत.

- (५) गुरुजींचे हात जोडलेले आहेत.

* तोंडी (Oral)

- (१) घरात वाढदिवसाचा समारंभ आहे.
- (२) मुलगी आलेल्या पाहुण्यांना धन्यवाद देत आहे.
- (३) घरात जिचा वाढदिवस आहे ती मुलगी, तिची आई, तिचे मित्र-मैत्रिणी



व त्यांचे पालक आहेत.

- (४) आई आलेल्या पाहुण्यांचे स्वागत करत आहे.



- * माझ्या वाढदिवसाच्या दिवशी पाहुणे घरी आल्यावर आम्ही त्यांचे हसून स्वागत करतो. त्यांना पाणी देतो. नंतर काही गप्पा झाल्यावर आई त्यांना चहा व नाश्ता देते.

४. खेळ खेळूया



* तोंडी (Oral)

- (१) गुरुजी पळा असे सांगत आहेत.
- (२) विद्यार्थी व गुरुजी पळत आहेत.

* तोंडी (Oral)

- (१) शिक्षिका विद्यार्थ्यांना थांबा अशी सूचना देत आहेत.



* तोंडी (Oral)

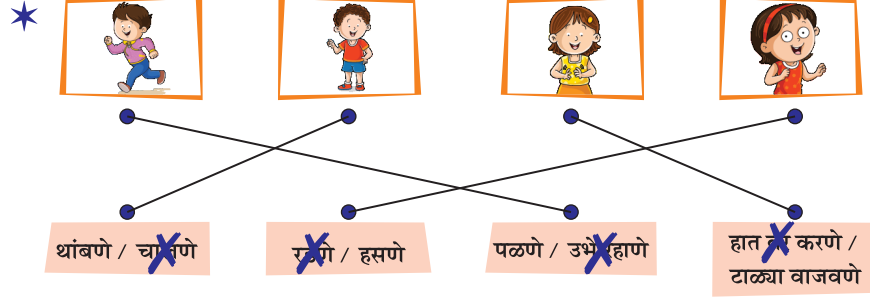
- (१) गुरुजी विद्यार्थ्यांना टाळी वाजवा अशी सूचना देत आहेत.
- (२) विद्यार्थी टाळी वाजवत आहेत.

★ तोंडी (Oral)

- (१) शिक्षिका विद्यार्थ्यांना 'हसा' अशी सूचना देत आहेत.
 (२) विद्यार्थी हसत आहेत.



चला आपण करूया Let's do



Play Do Learn
 Play – 1. Health






1.1 My daily routine






Let's start





1. 8 Have my food
2. 2 Morning processes
7. 7 Go to school
4. 4 Take a bath
5. 5 Wear clean clothes
9. 9 Study daily
6. 6 Comb my hair
1. 1 Wake up before sunrise
10. 10 Help with household work
3. 3 Brush my teeth
11. 11 Play games on the playground
12. 12 Go to sleep early

1.2 Diet

Let's learn

- 





Apple Bananas Kiwi Orange Grapes
- 





Cabbage Cauliflower Brinjal Potato Capsicum
- 




Spinach Broccoli Mustard Coriander

Let's do

- 







1.3 Cleanliness

Let's try

- Keep your room clean and tidy.
- Keep your things in their proper places.
- Don't take care of the cleanliness in your house.
- Keep your surrounding untidy.
- Throw garbage in the garbage bins and not on roads.

- Put wet garbage and dry garbage in separate dustbins.

Let's do

- 
 - 
 - 
 - 
- (a) My classroom
- (b) My surroundings
- (c) My school surrounding
- (d) My house

Ans. (1 - d), (2 - c), (3 - b), (4 - a)


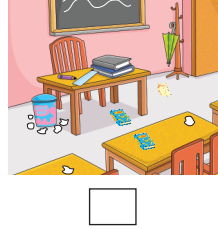
Do – 1. Need based Activities

1.2 World of work

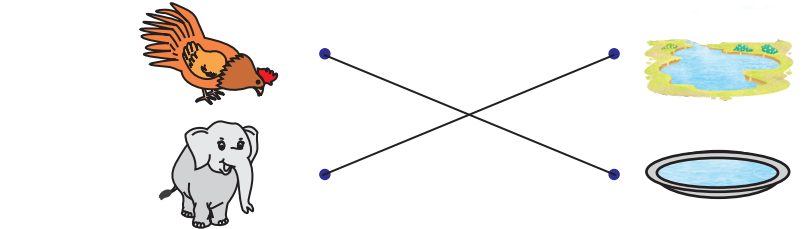
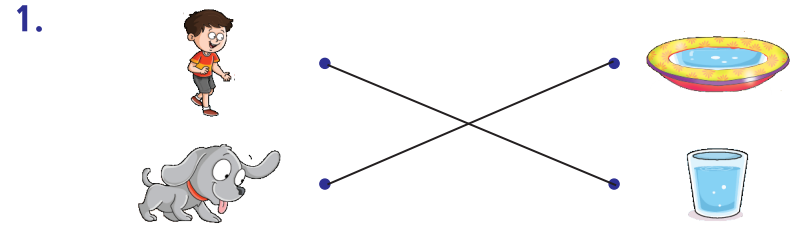


- | | | | |
|----|------------------|--------------|---------------------|
| 1. | 1. Carpentry | 2. Welding | 3. Construction |
| | 4. Nursery | 5. Tailoring | 6. Leather Industry |
| | 7. Food Industry | 8. Laundry | 9. Housekeeping |

1.4 Classroom decoration



1.5 Observe the different styles of drinking water.



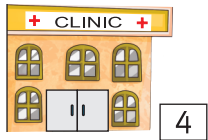
Let's do

1.






Let's try

1.



2.



BOOK - 2

English Balbharati

Unit Two – 1. Rain

Let's write

3. 1. fall 2. sea
4. *1. The rain falls on the field and tree.
 *2. We see the ship at sea.
 3. The poet is Robert Stevenson.

Let's do

- *5. umbrellas, ship, trees, rain, clouds, fields

2. Things in My Classroom

Let's write

- 2.
- | | | | |
|----------------|---------------|----------------|------------------|
|
story book |
note book |
slate |
chalk |
|
pencil |
bag |
scale |
pencil box |
|
eraser |
crayons |
tiffin box |
water bottle |

Let's do

*4. 1. board 2. chalk

5.

A	F	R	A	Y	B	R	V	K
P	E	W	U	W	M	P	O	S
E	R	X	G	B	R	O	A	A
N	A	Y	L	A	B	A	V	C
C	S	T	K	E	H	E	B	L
I	E	A	I	D	R	T	R	O
L	R	B	Q	U	I	B	A	G
R	S	L	R	S	S	W	M	N
B	P	E	B	T	P	E	N	A
N	A	C	P	E	A	O	L	K
M	V	G	S	R	U	L	E	R

3. Colours

Let's write

*3. 1. Green grass 2. Red rose 3. White dove
4. Blue sky 5. Yellow sun

Let's do

*5. red - flowers, white - ducks, violet - balloon,
pink - house, yellow - sun

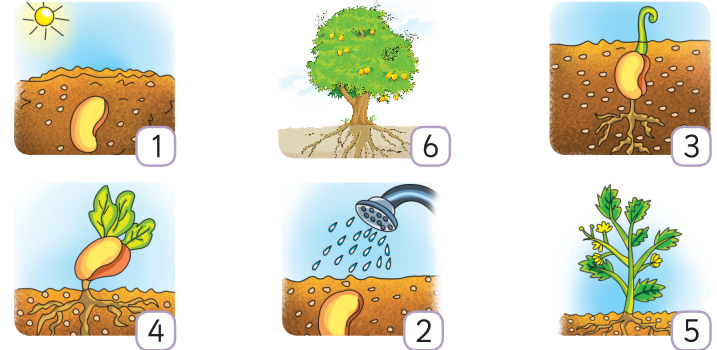
4. Magic Seed

Let's write

3. 1. wide 2. fig
4. 1. inside 2. in 3. narrow 4. late

Let's do

6.

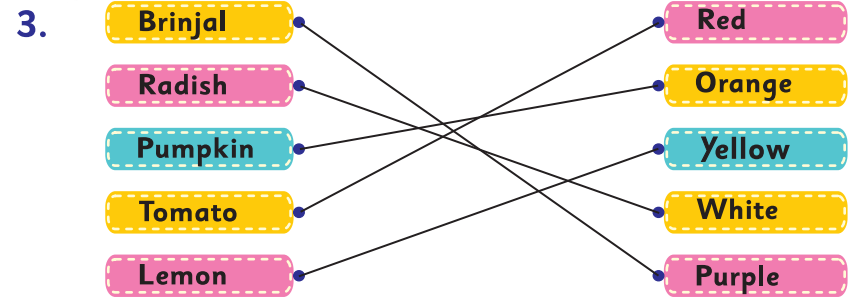


5. Who are you?

Let's write

*2. - cabbage - spinach
 - cucumber - capsicum





Let's do



6. Be Quick

Let's do

*3. [To be done by students with teacher's help.]




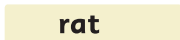



4.  - tomato  - cauliflower
 - onion  - potato

Unit Three – 1. Bow, Wow











Let's write

- *3. 1. hog 2. rat 3. know 4. wow

Let's do

- *4.  - grunt-grunt
 - quack-quack
 - bow-wow
 - meow-meow
 - cau-cau
 - squeak
 - tu-whoo

5. [To be done by students with teacher's help.]

6.     
-     

English Grammar

Unit Two – 6. Sentences

Let's try

1. 1. I live in Mumbai. 2. Mango is a fruit.
3. I have many toys. 4. Sunday is a holiday.

Let's do

2. 1. My father has a big car.
2. I love reading story books.
3. I go to bed early.
4. I play in the garden.
5. I get gifts on my birthday.

7. Subject and Predicate

Let's try

1. 1. I love ice cream.
2. India is my country.
3. My teacher is very kind.
4. Stars twinkle at night.
5. The dog is a pet animal.
2. 1. The children are playing in the park.
2. Sona wore a pretty dress.
3. Jim rides a bicycle.
4. The milk is in the glass.
5. The peacock is our national bird.

 **Let's do**

3. The mice ● ● sails on the sea.
The ship ● ● are hiding under the bed.
The trees ● ● is round in shape.
An umbrella ● ● is used in rainy season.
The Earth ● ● give us fruits.

1. The mice are hiding under the bed.
 2. The ship sails on the sea.
 3. The trees give us fruits.
 4. An umbrella is used in rainy season.
 5. The Earth is round in shape.
4. 1. A baby drinks milk.
2. The elephant is a huge animal.
3. A peacock has beautiful feathers.
4. The rabbit is a timid animal.
5. 1. The moon shines at night.
2. The crow is black.
3. My friend has a blue purse.
4. There is a mango tree near my house.
5. The joker makes us laugh.

8. Use of 'This' and 'That'

 **Let's learn**

1. 1. This is a flower. 2. That is a cow.

3. That is a kite. 4. This is a car.
5. That is a jar. 6. This is a monkey.

 **Let's try**

2. 1. This is my house. 2. That is a mango tree.
3. This is my dog. 4. That is an aeroplane.
5. This is a bird.

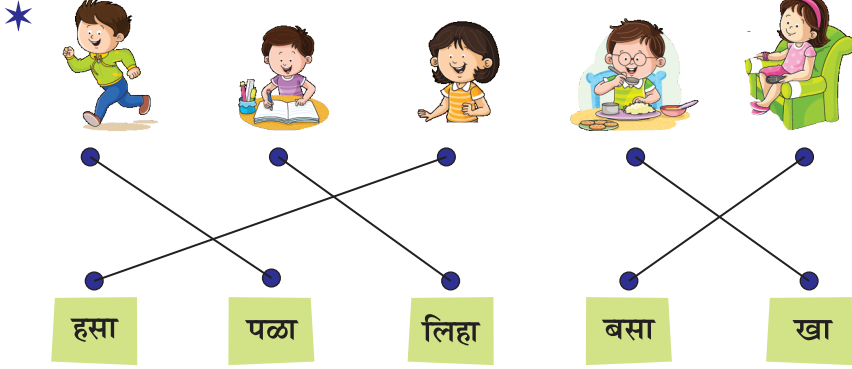
 **Let's do**

3. 1. This is an ice cream.
That is an ice cream.
2. This is a fan.
That is a fan.
3. This is a cake.
That is a cake.

मराठी

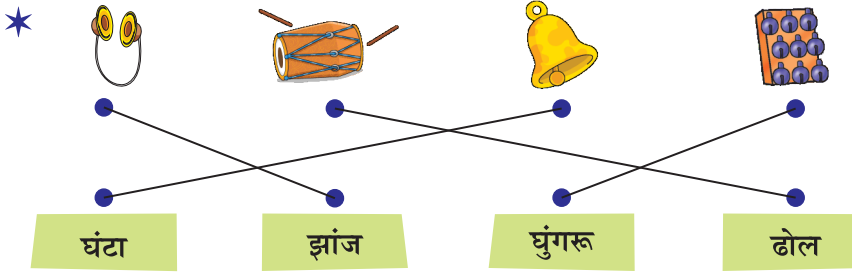
५. ऐकूया, करूया

चला आपण करूया Let's do



६. घंटा वाजे

चला आपण करूया Let's do



७. चतुर कावळा

आपण प्रयत्न करूया Let's try

★ तोंडी (Oral)

- (१) कावळा आकाशात उडत होता.
- (२) कावळ्याला तहान लागली.



- (३) कावळ्याला झाडाखाली माठ दिसला.
- (४) कावळा माठावर बसला.
- (५) कावळ्याला माठातले पाणी पिता आले नाही कारण त्याची चोच पाण्यापर्यंत पोहचत नव्हती.

आपण प्रयत्न करूया Let's try

★ तोंडी (Oral)

- (१) कावळा भिंतीवर बसला.
- (२) कावळ्याने नारळ पाणी पित असलेला एक मुलगा पाहिला.
- (३) मुलगा नारळ पाणी पित होता.
- (४) मुलगा नारळ पाणी नळीने पित होता.
- (५) कावळ्याला एक युक्ती सुचली.



★ तोंडी (Oral)

- (१) भिंतीवर नळी पडली होती.
- (२) कावळ्याने नळी उचलली व उडून गेला.




★ तोंडी (Oral)

- (१) कावळा परत झाडाखालील माठावर येऊन बसला.
- (२) त्याने चोचीतली नळी माठात बुडवली.
- (३) त्याला पाणी चोचीने नळीच्या मदतीने ओढून प्यायला मिळाले.

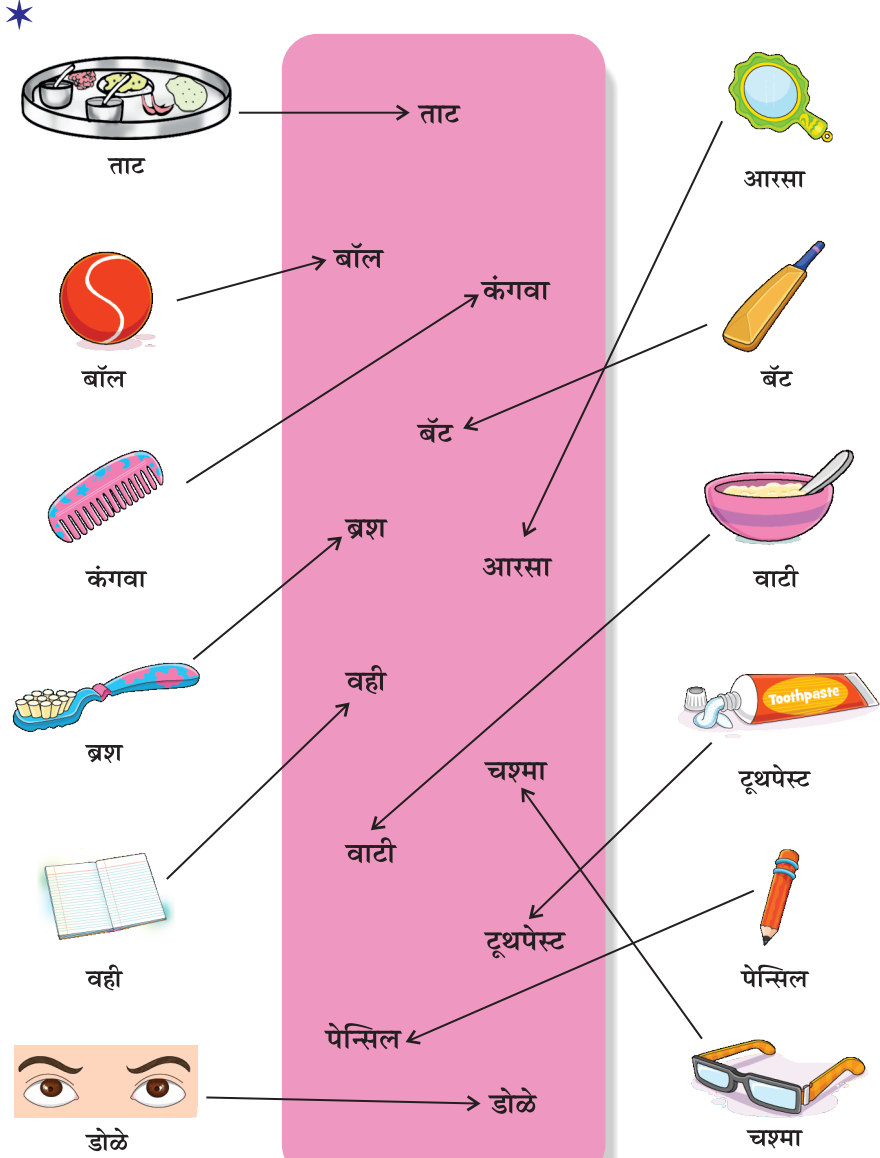


चला आपण करूया Let's do




८. जोडीदार शोध

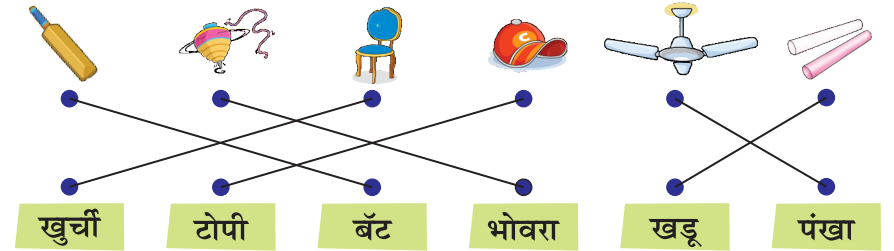
आपण सुरु करूया ... Let's start



चला आपण करूया Let's do



उपक्रम (Activity)



८ (अ). अ:

चला आपण करूया Let's do





- (१) दात घासयला / धुवयला माझा हात.
 (२) खाऊ खायला / सांडयला माझा हात.
 (३) दार उघडयला / बंद करायला माझा हात.
 (४) कचरा काढयला / करायला माझा हात.
 (५) काम करायला / न करायला माझा हात.



आपण हाताने खाऊ खातो, पाणी पितो, वहीवर लिहितो, वस्तू देतो-घेतो, वस्तू उचलतो-ठेवतो, दात खासतो, कपडे घालतो, केस विंचरतो, कचरा काढतो, मोबाईलवर / कम्प्युटर वर गेम खेळतो, क्रिकेट खेळतो, चेंडू उडवतो.

2.1 Leg movements



1.



Walk on the outside edges of your feet.

1.



Walk on your heels along a circle.

3.



Walk along a zigzag path.

4.



Walk in a straight line.

3.

1. Kick forward

2. Kick backwards

3. Kick towards the right

4. Kick towards the left

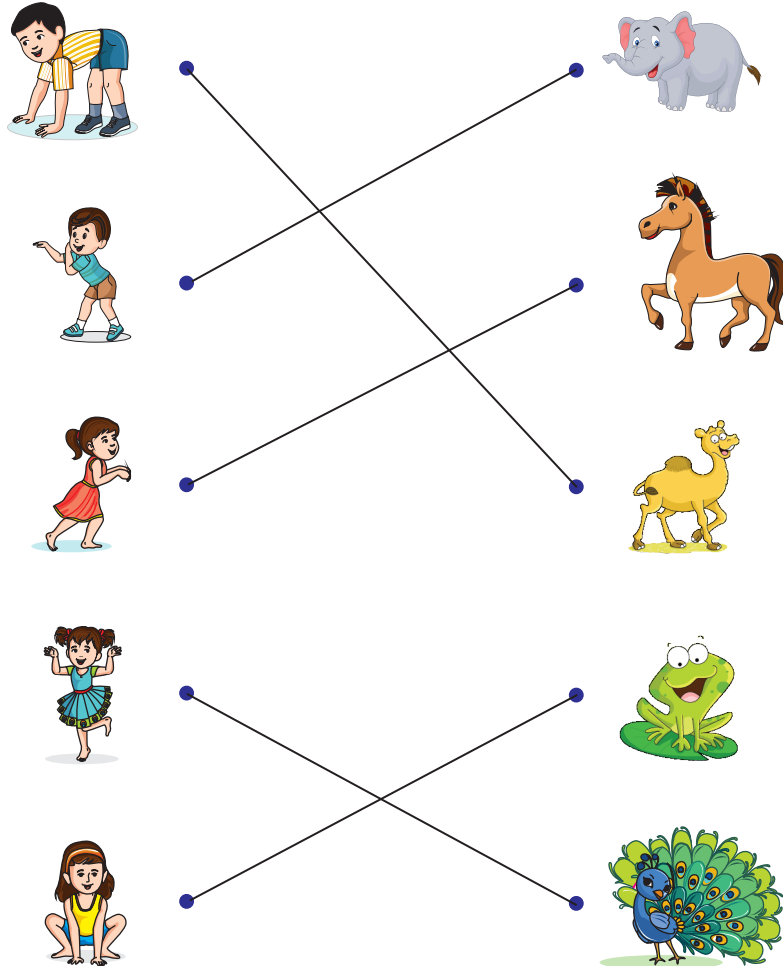
2.2 Imitative Movements (Animal walks)

Let's start

1.

Group 'A'


Group 'B'




2.3 Warming up exercises (Basic Exercises to be done on the spot.)

Let's start


1.




2.



3.



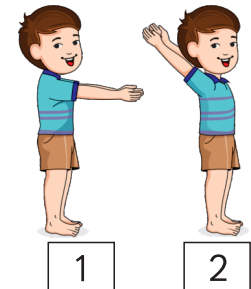
4.



5.



6.



English Balbharati

Unit Three – 2. Jungle Safari

Let's read and write

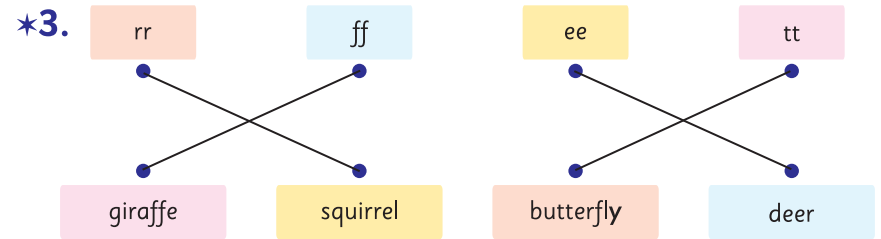
*1.

 lion	 bear	 monkey	 snake
 squirrel	 tortoise	 butterfly	 rabbit
 ant	 peacock	 camel	 elephant
 bug	 tiger	 deer	 mosquito

Let's write

- *2.(a)(i) the sound 'l' - squirrel, camel
 (ii) the sound 't' - ant, elephant
 (iii) the sound 'k' - peacock, snake

- (b) (i) the sound 'b' - bear, bug
 (ii) the sound 't' - tortoise, tiger
 (iii) the sound 's' - snake, squirrel
- (c) (i) the sound 'e' - bee, snake
 (ii) the sound 't' - elephant, rabbit
 (iii) the sound 'y' - butterfly, monkey



Let's do

*4.

a	ant	rabbit	camel	snake
b	bear	bee	butterfly	rabbit
e	elephant	tiger	peacock	squirrel
i	giraffe	lion	tiger	tortoise
o	tortoise	peacock	lion	monkey
s	horse	ostrich	snail	mouse
h	hen	fish	sheep	whale

- *5. peacock - pea, cock, cap, cop, cake
 elephant - ant, hat, pant, let, hen
 butterfly - butter, but, fly, left, tub
 rabbit - bit, rat, bat, air, it
 tortoise - too, rot, or, toes, set

3. Toto – The Hen



*2. 1. black 2. food 3. egg 4. Kok-kok-kok

3. 1. Kok-kok-kok 2. black 3. egg

*4. [To be done by students with teacher's help.]

5. [To be done by students with teacher's help.]

4. Let's Know More About Animals



3. Animals

Shelters

Sounds



Cow

shed

moow



Sparrow

nest

chirp



Rabbit

burrow

squeak



Monkey

tree

chatters

5. Surprise Birthday Party



2.



Manku



Lucky



Ducky



Jin



Jenny

3. 1. far

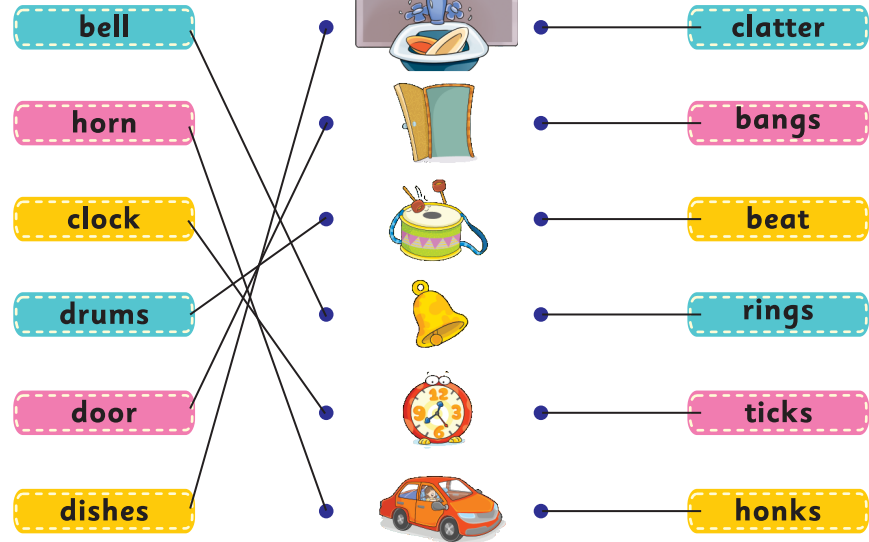
2. sad

3. enemy

*4. [To be done by students with teacher's help.]



*5.



Unit Four – 1. An Action Song



3. 1. touch

2. shut

3. pull

4. clap

English Grammar

Unit Three – 10. Singular and Plural



1. roses 2. dog 3. bag
4. houses 5. dishes 6. boy



1. box 2. furniture 3. bag 4. dress
5. cat 6. bus 7. lady 8. vegetable
9. brush 10. train

11. Use of 'These' and 'Those'



1. These are my pens
2. Those are mango trees.
3. These boys are my brothers.
4. These vegetables are fresh.
5. Those monkeys are on the tress.
6. These cups are broken.



1. These / Those are bananas.
2. These / Those are flowers.
3. These / Those are my dresses.
4. These / Those are jokers
5. These / Those are balloons.

12. Use of 'Is', 'Am' and 'Are'



1. Rani is a clever girl.
2. It is a beautiful morning.
3. They are my cousin brothers.
4. Ronak is reading a book.
5. I am a good student.
6. The dogs are barking at the thief.



1. is - This is my book.
He is my brother.
2. am - I am five years old.
I am studying in Std I.
3. are - We are going to the park.
They are playing football.
3. 1. I (is / / are) going to school.
2. They (is / am /) playing chess.
3. She (/ am / are) a good dancer.
4. Boys (is / am /) jumping.
5. I (is / / are) very strong.

 **Let's do**

4.

	A	B	C
1.	Radha	is am are	eating ice cream
2.	I		red and juicy.
3.	It		raining today.
4.	The sun		shining brightly.
5.	The apples		an obedient student.
6.	Suraj		making noise in class.
7.	Students		singing a song.

1. Radha is eating ice cream
2. I am singing a song.
3. It is raining today.
4. The sun is shining brightly.
5. The apples are red and juicy.
6. Suraj is an obedient student.
7. Students are making noise in class.

13. Use of 'Has' and 'Have'

 **Let's learn**

1. Gopal has a new toy.
2. It has been raining all night.
3. You have not finished your homework.
4. She has written a letter to her cousin.
5. The camel has four legs.

 **Let's try**

2. 1. They (have / has) gone for a picnic today.
 2. I (have / has) many toys to play with.
 3. The parrot (has / have) a red-colour beak.
 4. He (have / has) fever today.
 5. We (has / have) planned to go for a movie today.
3. 1. Raj has a kite.
 2. They have bags.
 3. We have balloons.
 4. Seema has given me this toy.

 **Let's do**

4. 1. Tony has not come to school today.
2. Why have you come so late to school?
3. The elephant has a long trunk.
4. You have to come for my birthday party.
5. Mother has baked a cake for me.

5.

1.	He	has	books
2.	She		umbrellas
3.	We	have	a bicycle
4.	They		a football

1. He has a bicycle.
2. She has books.
3. We have umbrellas.
4. They have a football.

मराठी

१०. पाहूया, सांगूया

आपण सुरू करूया ... Let's start



★(१) मुलगी फुलाचा सुगंध नाकाने घेत आहे.



★(२) मुलगी डोळ्यांनी पुस्तक वाचत आहे.



★(३) मुलगा पायांचा उपयोग करून पळत आहे.



★(४) मुलगा हाताचा उपयोग करून लिहित आहे.



★(५) मुलगी खाताना तोंड व बोटांचा उपयोग करते आहे.



★(६) मुलगी मोबाईलवरील बोलणे कानाने ऐकते आहे.

आपण प्रयत्न करूया Let's try



- डोळा



- पाय



- नाक



- हात



- कान



- ओठ

आपण प्रयत्न करूया Let's try

★ तोंडी (Oral)

- (१) बाबा पेपर डोळे व हातांचा उपयोग करून वाचतात.
- (२) आई स्वयंपाक करताना हातांचा उपयोग करते.
- (३) आजोबा काठी हाताने धरतात.

११. कशासाठी, कोणते अवयव ?

आपण प्रयत्न करूया Let's try

★ तोंडी (Oral)

- (१) मुली गाणे व मोबाईलवरचे बोलणे कानाद्वारे ऐकत आहेत.
- (२) मुलगी चालताना व मुलगा बॉल खेळताना पायाचा उपयोग करत आहेत.
- (३) मुलगी फुलाचा सुगंध नाकाने घेत आहे.
- (४) मुलगा बॅट हाताने धरत आहे.
- (५) माणूस आरसा हाताने पुसत आहे.
- (६) मुलगी दप्तरातून वस्तू हाताने काढत आहे.
- (७) माणूस डोळ्यांच्या मदतीने वर्तमानपत्र वाचत आहे.
- (८) मुलगा कॉम्प्युटर वापरताना डोळ्यांचा वापर करत आहे.
- (९) मुलगी तोंडाने गाणे म्हणत आहे.
- (१०) मुलगी तोंडाच्या मदतीने खात आहे.

चला आपण करूया Let's do

★

नाक - श्वास घेण्यासाठी;

हात - वस्तू ठेवायला-उचलायला, केस विंचरायला, पाणी प्यायला, खेळ खेळण्यासाठी

तोंड - बोलण्यासाठी



(१) त्यासाठी ती हात आणि डोळे यांचा वापर करत आहे.



(२) त्यासाठी तो डोळे आणि हात या अवयवांचा वापर करत आहे.



(३) त्यासाठी तो डोळे आणि हात ह्या अवयवांचा उपयोग करत आहे.



(४) त्यासाठी तो डोळे, हात आणि पाय ह्या अवयवांचा उपयोग करत आहे.



(५) त्यासाठी ती कान या अवयवाचा उपयोग करते.



आपण प्रयत्न करूया Let's try



उपक्रम (Activity)

खालील चित्र दोरीच्या उड्यांचे आहे आणि त्या कृतीमध्ये हात व पायांचा वापर केला आहे.

१२. ओळख आपल्या वर्गाची



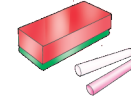
आपण सुरु करूया ... Let's start



चित्रात वर्ग, विद्यार्थी, बाई, फळा, अवयवांचा फलक, टेबल, खुर्ची, खडू, डस्टर, कपाट, खेळणी, बादली, कचऱ्याचा डबा दिसत आहे.



चला आपण करूया Let's do



१३. झाडे लावूया



आपण सुरु करूया ... Let's start



* तोंडी (Oral)

- (१) बाई कुंडीतील झाडांना पाणी घालत आहे.
- (२) घराच्या आजूबाजूला झाडे आहेत.

आपण प्रयत्न करूया Let's try



★ तोंडी (Oral)

- (१) बाई कुंडीतील झाडांना पाणी घालत आहे.
- (२) घराच्या आजूबाजूला झाडे आहेत.


★ तोंडी (Oral)

- (१) मुलगी पक्ष्यांसाठी पातेल्यात पाणी ठेवत आहे.
- (२) मुलीच्या आजूबाजूला पक्षी उडत आहेत.



१४. ओळखा माझा रंग


आपण सुरू करूया ... Let's start



★ तोंडी (Oral)


- (१) ह्या चित्रात पोपट, मिरची, झाडाचे पान आणि गवत आहे.
- (२) त्यांचा रंग हिरवा आहे.

आपण प्रयत्न करूया Let's try




★ तोंडी (Oral)

- (१) ह्या चित्रात गुलाब, टोमॅटो, कलिंगड आणि डाळिंब आहे.
- (२) त्यांचा रंग लाल आहे.




★ तोंडी (Oral)

- (१) ह्या चित्रात शाई, फळा, कावळा आणि केस आहेत.
- (२) त्यांचा रंग काळा आहे.



★ तोंडी (Oral)

- (१) ससा, कापूस, लसूण यांची चित्रे आहेत.
- (२) चित्रातील वस्तूंचा रंग पांढरा आहे.



★ तोंडी (Oral)

- (१) सूर्यफूल, केळी, आंबा आणि झेंडू यांची चित्रे आहेत.
- (२) त्यांचा रंग पिवळा आहे.

१४ (ब). क ते ज

आपण प्रयत्न करूया Let's try



Play Do Learn

Play – 2. Different types of movements and appropriate body postures

2.4 Movements with props and mutual co-operation

Let's start

- *1. 1. Throw a ball.
- 2. Catch a ball.
- 3. Return the ball, by hitting.
- 4. Kick the ball.
- 5. Hit the ball with a bat.
- 6. Defend/stop the ball.

Let's do

- *2. 1. Throwing and (catching / dropping) of the ball.
- 2. (Kicking / Throwing) a ball in the ring.
- 3. (Running / Skipping)
- 4. (Jumping / Holding) hands and balancing by keeping them right in the front.
- 5. (Pulling / Throwing) and catching the disc.

2.5 Appropriate body posture

Let's start

- *1. 1. Stand straight Slouch
- 2. Bend knee to lift weight Bend back to lift weight

- 3. Taking the backpack on only one shoulder

- Taking the backpack on both shoulders

Let's do

- *2. 1. Walking with a straight back Walking with a slouched back
- 2. Sleeping on the stomach Sleeping on the back
- 3. Tying the shoelace by bending Tying the shoelace while sitting

2.6 Drill

Let's do

*2.



Basic position 1



Hands in front 3



Hands above 4



Hands at the sides 2

English Balbharati

Unit Four – 5. The Helpful Girl

Let's write

- *2. 1. Reema went to school and helped everyone in the class.
 2. Reema came back home and helped her mother and father.
 3. Reema went to the playground and picked up small stones and thorns.
 4. Reema went for a picnic and took care of her friends.
 5. Reema went to a shop and selected things carefully.
3. 1. nobody 2. small 3. carefully 4. best

Let's do

5. [To be done by students with teacher's help.]

6. Word House

- *1. **Home** - bag, father, cupboard, glass, hall, kitchen, T.V., bed, spoon, mother
Numbers - 4, one, five, 1st, three
Body parts - foot, wrist, head, knee, eyes, stomach, elbow, shoulder
Clothes - scarf, shirt, saree, coat, dress, socks, raincoat

7. Bicycle

Let's write

2. 1. Raj is on the bicycle.
 2. Raj grabs the bicycle back.
 3. Raj and Varad want the bicycle.
 4. Raj and Varad had three rounds.
 5. Sushma madam came over to stop the fight.
3. 1. sad 2. cry 3. finish
 4. push 5. come 6. out

Let's do

4. *1. 😊 happy *2. 😊 happy *3. 😊 happy
 *4. 😞 sad 5. 😊 happy 6. 😞 sad

8. Where is the cat?

Let's write

- *2. 1. The cat is on the car.
 2. The cat is in the car.
 3. The cat is behind the car.
 4. The cat is under the car.
 5. The cat is near the car.
 6. The cat is beside the car.
 7. The car is far away from the car.
3. 1. The dog is behind the bus.
 2. The cow is beside the tree.
4. 1. out 2. front 3. above 4. far

Unit Five – 1. We are Opposites



Let's do

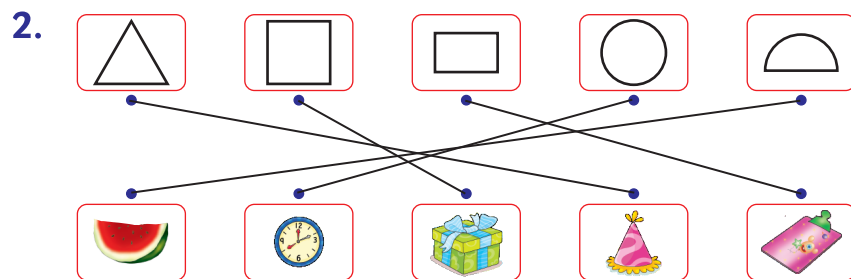
- *4. 1. more score door **dare**
 2. go so **do** no
 3. down town brown **own**
 4. fun **ran** gun sun
 5. game same name **come**
 6. **bush** brush rush crush
- *5. after x before hot x cold small x big
 up x down new x old left x right
 stop x go in x out here x there
6. 1. Our home town is Mumbai.
 2. My grandfather goes to the park for a walk.

2. Dough Shapes



Let's write

*2. [To be done by students with teacher's help.]



3. A Surprise for Grandma



Let's write

- *2. 1. Soham and Sweety are going to visit Grandma and Grandpa.
 2. Grandma has been busy today.
 3. Grandpa, Soham and Sweety worked in the kitchen.
 4. A mobile phone.
- *3. 1. Children said these words to Grandma.
 2. Grandpa said these words to Soham and Sweety.
 3. Grandma said these words
 4. Children said these words to Grandma.



Let's do

- *4. **Body** - bathing, brushing teeth
Clothes - washing, ironing
Home - sweeping, mopping, dusting
School - use dustbin, sweeping, mopping

English Grammar

Unit Four – 16. Nouns (Naming Words)



1. The book is on the table.
2. The man is cleaning the car.
3. A parrot is in the cage.
4. The boy is near the bench.
5. The monkey is on the tree.



2. 1. The cat is sitting on the rug.
2. Father is working in the office.
3. The girl is in the car.
4. The boy is with his dog.
5. The woman is selling fruits.

17. Common Nouns and Proper Nouns



1. 1. Proper noun - Ganesh Chaturthi, Hindu
2. Proper noun - Howrah, Kolkata
3. Proper noun - Muslims, Ramzan Eid
4. Proper noun - Ali Common noun - boy
5. Proper noun - Lion Common noun - king, jungle



1. 1. Fish live in water.
2. The cobbler mends shoes.

3. A teacher teaches students.
4. The birds are flying in the sky.

3. 1. Mumbai is the capital of Maharashtra.
2. Peacock is our national bird.
3. Holi is the festival of colours.
4. India is my country and we are Indians.
5. Raju and Riya are the monitors of my class.

18. Pronouns



1. 1. We must respect our elders.
2. He is my classmate.
3. I love my country.
4. She is my aunt.
5. It is raining heavily today.
6. Give me that book.




2. 1. She 2. We 3. It 4. You 5. I
3. 1. He is a doctor.
2. They are girls.
3. She is a nurse.
4. He is a farmer.

मराठी

१५. गमतीजमती

आपण प्रयत्न करूया Let's try



- तोंडी (Oral)
- (१) आगगाडी रूळावरून धावते.
- (२) बस आणि गाडी रस्त्यावरून धावतात.

○ तोंडी (Oral)

- (१) झाडाला चॉकलेट्स आणि गोळ्या लटकल्या आहेत.
- (२) फळे व फुले झाडाला लटकलेली असतात.



-
- (१) नारळाच्या झाडाला नारळ / ~~आंबे~~ येतात.
- (२) आंब्याच्या झाडाला ~~नारळ~~ / आंबे येतात.

-
- (१) आकाशात पक्षी / ~~कासव~~ उडतात.
- (२) कासव ~~आकाशात~~ उडते / जमिनीवर चालते.



63

EduMax Marathi Std - 1 Book - 4

चला आपण करूया Let's do



-
- (१) जहाज.
- (२) रस्त्यावरून.

-
- (१) मुलगा.



१६. ओळख फळांची

आपण शिकूया Let's learn

★



केळीचे झाड



केळी



नारळाचे झाड



नारळ



पपईचे झाड



पपई



आंब्याचे झाड

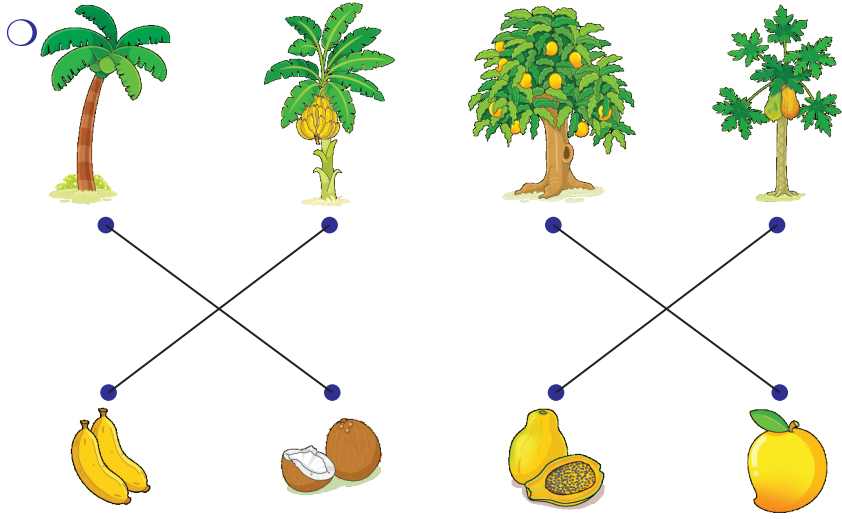


आंबा

64

EduMax Marathi Std - 1 Book - 4

चला आपण करूया Let's do



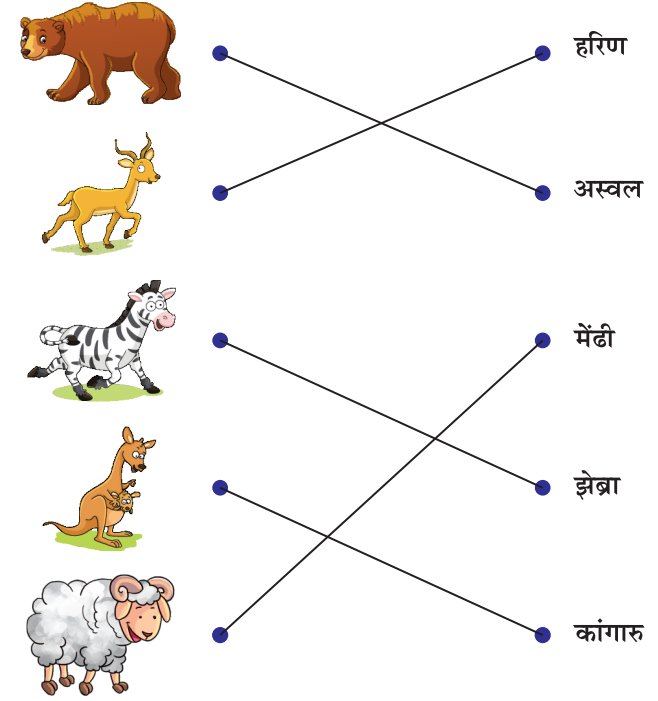
१७. दे रे भाऊ, माझा खाऊ

चला आपण करूया Let's do

-
- (१) पोपट मिरची / ~~दोरी~~ खातो.
 - (२) मांजर दूध / ~~चहा~~ पिते.
 - (३) कुत्रा ~~चॉकलेट~~ / बिस्कीट खातो.
 - (४) कोंबडा, चिमणी दाणे / ~~भात~~ खातात.
 - (५) कबुतर का ~~त्रेकाव~~ / गुटरस गूंस करते.
 - (६) कोकिल कुहूस / कुकू ~~बकूस~~ करतो.

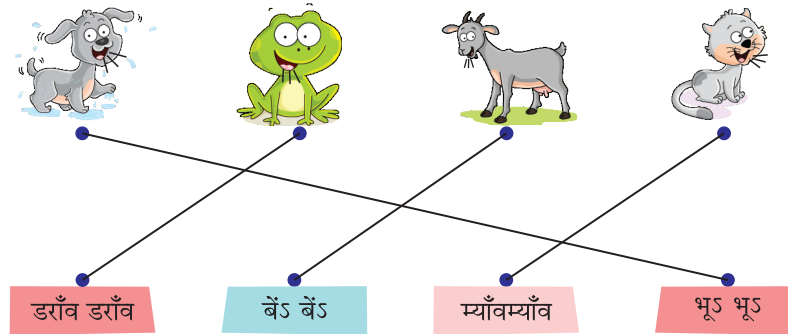
१९. ओळख प्राण्यांची

चला आपण करूया Let's do



२०. प्राण्यांचे जग

चला आपण करूया Let's do



Play Do Learn

Play – 3. Games and Competitions

3.1 Entertainment games

 Let's start

*1. [To be done by students with teacher's help.]

 Let's do

















3. [To be done by students with teacher's help.]

Do – 4. Optional Activities

1.1 Kitchen gardening

 Let's start

1.

 <input type="checkbox"/>	 <input type="checkbox"/>	 <input type="checkbox"/>	 <input type="checkbox"/>
 <input type="checkbox"/>	 <input type="checkbox"/>	 <input type="checkbox"/>	 <input type="checkbox"/>
 <input type="checkbox"/>	 <input type="checkbox"/>	 <input type="checkbox"/>	 <input type="checkbox"/>
 <input type="checkbox"/>	 <input type="checkbox"/>	 <input type="checkbox"/>	 <input type="checkbox"/>







1.4 Fruit processing

 Let's start

(A) 1. This is a fruit market. The fruit sellers have bananas, apples, mangoes, pineapples and chickoos. The fruits are of different colours. Father is buying chickoos. Mother and the girl come to buy fruits.

 Let's try

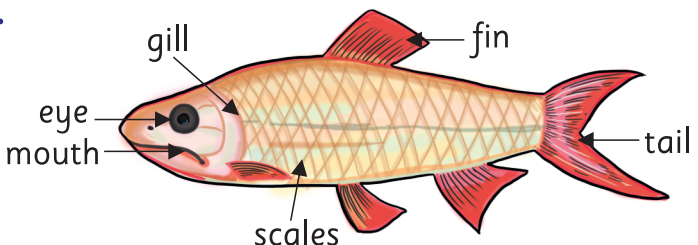
(B) 1.

 apples	 grapes	 watermelon
 pomegranate	 pineapple	 cherry

1.5 Fisheries

 Let's do

*2.




Labels: eye, mouth, gill, scales, fin, tail

2.1 Manufacturing of cloth

Let's do


*2.



2.2 Basics of sewing / stitching

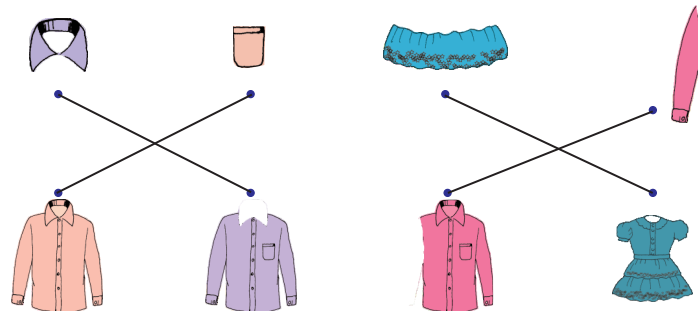
Let's start

2.



Let's do

*3.



Learn – 4. Sounds

4.1 Introduction to different sounds

Let's start

*



chirps



ticks



meows



rings



tickles

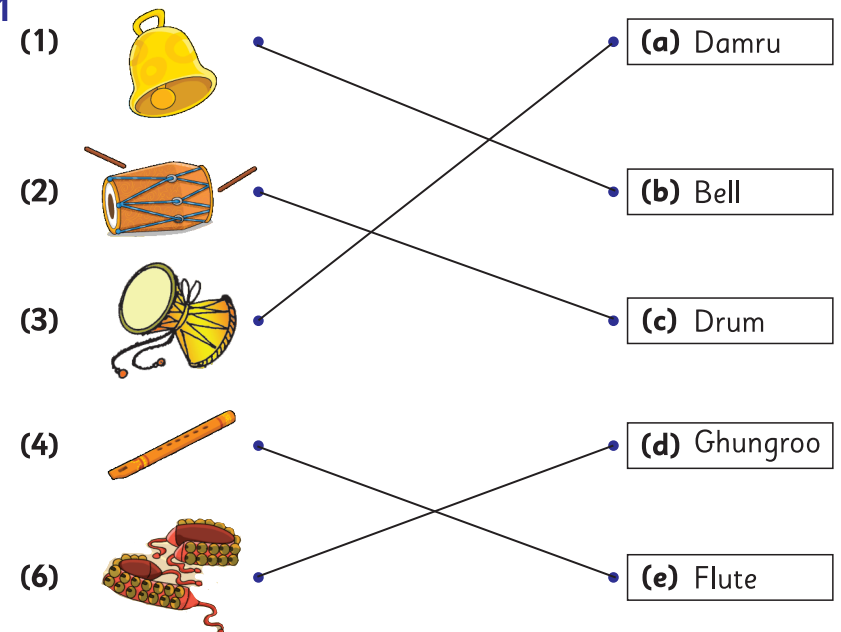


claps

4.2 Introduction to different musical instruments

Let's do

*1



Let's write

2. 1. Two slices of bread.
2. Butter.
3. Bread, butter and chutney.
4. Jam and vegetables (onion, cucumber, potato, tomato).

5. Me, Myself and I

Let's write

3. 1. pie 2. pin 3. we
- *4. [To be done by students with teacher's help.]
- *5. [To be done by students with teacher's help.]

Unit Six – 1. Alphabet Song

Let's write

2. 1. a b c d e 2. o p q r
3. f g h i j 4. l m n o p
5. s t u v 6. m n o p q
- *3. 1. m n 2. j k 3. n o 4. v w
5. x y 6. p q 7. r s 8. d e

(7)			(f) Harmonium
(8)			(g) Tamborine
(9)			(h) Tabla
(10)			(i) Cymbal
(11)			(j) Flat Drum
(12)			(k) Tabour

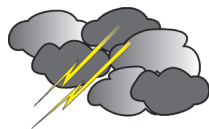
4.3 Other sounds

Let's try


*



Beep



Loud crack



Pitter - Patter

- *4. 1. a b 2. l m 3. r s 4. y z
 5. t u 6. c d 7. h i 8. k l

*5. [To be done by students with teacher's help.]




- *6. 1. A big blue ball for baby.
 2. Green Grass in the garden.
 3. Cold snow mountains in the north.
 4. Dogs guard our house.
 5. Eight planets.

*7. a - ant, apple, axe g - gate, green, grapes

*8. mat, dot, dig, log, road, rose, glad, date

9.



2. Shyam's Horse Cart



- *2. 1. one dog - many dogs
 2. one peacock - many peacocks
 3. one horse - many horses
 4. one river - many rivers

5. one thing - many things
 6. one banana - many bananas
 7. one frog - many frogs
 8. one room - many rooms

- *3. 1. Madhu, Meera, dog, peacock, frog and horse went to the fair with Shyam.
 2. The horse was frightened so he ran helter-skelter.
 3. Car, truck, bike, bus, train.
 4. Shops, foodstalls, amusement rides.



- *4. 1. horsecart 2. fair 3. field
 4. toy 5. peacock 6. happy

- *5. **Domestic animals** - dog, horse, cow, cat
Wild animals - lion, elephant, frog, peacock

3. Buying Things



- *2. 1. We are going to a picnic.
 2. I want to read a book.
 3. I want to buy a toy.
 4. Shall we buy clothes.
 5. I must give you a chocolate.

- *3. shop - shops crayon - crayons
 thing - things colour - colours

toy - toys

idea - ideas

rupee - rupees

paper - papers

chocolate - chocolates

parents - parents

*4. 1. pastries 2. toys 3. batteries 4. sandwich

5. 1. girl 2. nothing 3. first 4. left



Let's do

*6. [To be done by students with teacher's help.]

4. Everyday Things




Let's read and write


Things you eat : Rice,  dal, papad

Things you drink : milk,  water, milkshakes


Things you wear : tie,  shirt, pant

Things you use : spoon,  cup, plate

Things you can make : A garland,  paper fan,
bead chain

Things you hear : doorbell,  radio, T.V.

Things you can smell : scent,  shampoo, biscuits

Things you care for : your pet animal,  parents,
siblings



Let's write

3. 1. - c 2. - d 3. - a 4. - b



Let's do

*4. [To be done by students with teacher's help.]

5. A Place for Everything and Everything in its Place



Let's write

1. 1. shirt, scissor 2. hanger , sock
3. book, ball 4. eggs, salad bowl

- *2. 1. This is refrigerator. It helps to keep our food fresh. Keep the shirt in the cupboard and scissor on the study table.
2. This is a study table. We keep our books and study materials on it. Keep the hanger in the cupboard and sock in the cupboard.
3. This is a dinning table. We have meals here. Keep the book on the study table and ball in the toy tub.
4. This is a cupboard. We keep our clothes. Keep the eggs in the refrigerator and salad bowl in the refrigerator.



Let's do

[To be done by students with teacher's help.]


6. The Ant and the Pigeon

Let's write

- *2. 1. s c r e a m e d 2. p i g e o n
 3. a i m e d 4. h u n t e r
3. 1. come 2. out 3. sitting
4. 1. An ant fell into a pond.
 2. A pigeon sitting on tree.
 3. The hunter screamed in pain.

Let's do

*5.



English Grammar

Unit Five – 20. Punctuation

Let's try

1. 1. Rohan is celebrating his birthday on Tuesday.
 2. Christmas is a festival of the Christians.
 3. January is the first month of the year.
 4. Delhi is the capital of India.
 5. We have a holiday on Sunday.

Let's do

2. 1. Have you seen Mr. Patel.
 2. The name of my cat is Mini.
 3. John, Ali, Harmeet and Zuben are going to Pune on Sunday.
 4. Why were you absent on Monday?
 5. I am going to Nashik by train.

21. Verbs (Action Words)

Let's try

1. 1. The cat killed the rat.
 2. I drink milk everyday.
 3. The boy hurt his leg.
 4. We must throw waste paper in the dustbin.
2. 1. Birds are flying in the sky.
 2. The teacher is teaching the pupils.

3. The moon shines at night.
4. Fish swims in water.



3. 1. My mother cooks tasty food.
2. I like to play in the garden.
3. My sister bakes lovely cakes.
4. Reena buys fresh fruits from the market.
4. 1. Ram jumps high to catch the ball.
2. My sister likes to eat cakes.
3. I like drinking milk.

22. Adverbs



32. 1. The girl is patting the cat gently.
2. She spoke to me very politely.
3. My grandfather walks slowly.
4. I drink milk daily.
5. Hasan hurt his knee badly while playing.
3. 1. The baby cried loudly.
2. The teacher spoke kindly.
3. The elephant walked slowly.
4. The soldier fought bravely.
5. Anil reads his book loudly.



4. 1. The boy walks swiftly to the bus.
2. He is playing happily.

23. Opposites



1. 1. down 2. bad 3. here 4. in
5. stop 6. right 7. slow 8. small
2. 1. The boy went **up** and down the staircase.
2. It is **warm** during the **day** and cold during the night.
3. We should look to the left and the **right** before crossing the road.
4. This shirt is clean and that shirt is **dirty**.
5. The elephant is a **huge** animal and the mouse is a tiny animal.



3. 1. come x go 2. black x white 3. new x old
4. fresh x stale 5. front x behind 6. clean x dirty

मराठी

२२. आरसा रडला, आरसा हसला

आपण प्रयत्न करूया Let's try



○ तोंडी (Oral)

- (१) मुलीचे केस विस्कटलेले आहेत.
- (२) मुलीचा फ्रॉक मळलेला आहे.
- (३) मुलगी अस्वच्छ आहे.
- (४) मुलीचे कुरूप रूप आरशात दिसते, म्हणून आरसा रडत आहे.

○ तोंडी (Oral)

- (१) आरशासमोर उभी राहिलेली मुलगी हसत आहे.
- (२) मुलीने स्वच्छ फ्रॉक घातलेला आहे.
- (३) मुलगीचा फ्रॉक स्वच्छ आहे.
- (४) मुलीला पाहून आरसा हसत आहे.



❖ उपक्रम (Activity)

- (१) आम्ही शाळेत जाताना (हसतो / रडतो)
- (२) आम्ही खेळायला जाताना (हसतो / रडतो)
- (३) आम्ही आईस्क्रिम खाताना (हसतो / रडतो)
- (४) आम्ही अभ्यास करताना (हसतो / रडतो)
- (५) आम्ही बागेत फिरायला जाताना (हसतो / रडतो)
- (६) आम्ही डॉक्टरकडे जाताना (हसतो / रडतो)

२४. माझे मित्र

आपण सुरु करूया ... Let's start



- (१) शाळेतील विद्यार्थी शाळेच्या आवारात बसले आहेत.
- (२) त्यांच्या हातात त्यांच्या नावाच्या पाट्या आहेत.
- (३) शिक्षिका त्यांना त्यांची नावे विचारत आहेत.

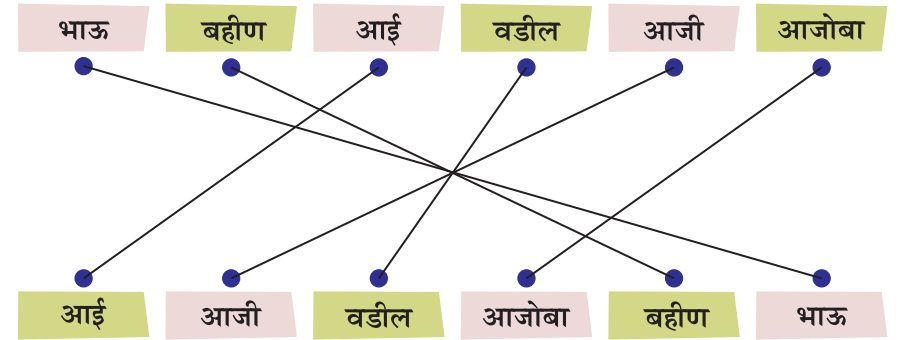


- (१) मुलगी आईला आपल्या मित्र-मैत्रिणीची ओळख करून देत आहे.



२५. माझे कुटुंब

आपण सुरु करूया ... Let's start



Play Do Learn

Play – 4. Skill Based Activity

4.1 Gymnastics



*1. [To be done by students with teacher's help.]

4.2 Athletics



*1. [To be done by students with teacher's help.]

4.4 Sports skills



* [To be done by students with teacher's help.]



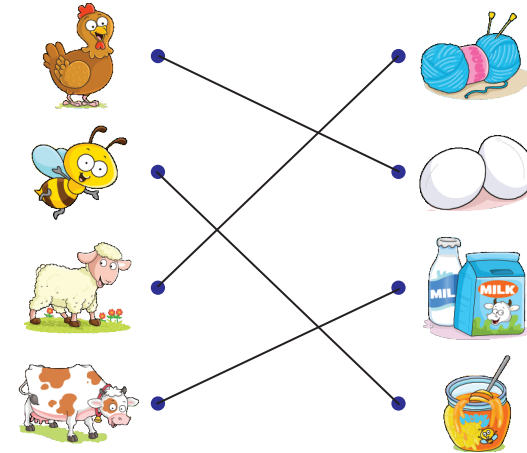
* [To be done by students with teacher's help.]

Do – 4. Optional Activities



(C) Other Areas Agro Based Industries

*1.

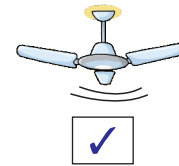


Learn – 5. Dance

5.4 Swirling around



1. 1.



2.



3.



4.



5.



6.



English Balbharati**Unit Seven – 1. Traffic Rules****Let's write**

- *3. 1. autorickshaw - trick, chair, hair, shark, rash
2. motorcycle - motor, cycle, metro, melt, root

- *4. [To be done by students with teacher's help.]

Let's do

6. 1. running 2. buy 3. in
4. finish 5. go 6. unsafe
7. 1. feet 2. fine 3. crossing

- *8. [To be done by students with teacher's help.]

2. A Shapes Mobile

- *1. 1. square 2. triangle 3. circle
4. rectangle 5. kite 6. oval
7. mango 8. rainbow 9. cloud
10. star 11. heart 12. egg
13. crescent 14. leaf 15. flower
16. butterfly

- *2. [To be done by students with teacher's help.]

- *3. 1. circle, egg, heart, kite, oval, rectangle, square, triangle
2. butterfly, cloud, crescent moon, flower, leaf, mango, rainbow, star

3. The Egg**Let's write**

- *2. 1. egg an egg
 a broken egg
 a broken egg in the nest
2. mummy mummy
 caring mummy
 a caring mummy busy all time
3. monkey a monkey
 a restless monkey
 a restless monkey jumping from tree
 to tree

- *3. 1. Baby Parrot lived in the nest.
2. Baby Parrot remembered the egg.
3. Mummy said these words.

Let's do

- *4. 1. comfortable - fort, foot, come
2. eggshell - egg, shell, she
3. monkey - key, men, one
- *5. 1. parot 2. mummy 3. food 4. look
5. egg 6. wrapped 7. good 8. trees

9. too 10. peered 11. suddenly 12. worry
13. pooped 14. eggshell

- *6. 1. Mummy - Mummy loving and caring.
2. Baby Parrot - Baby Parrot watched the egg.
-

4. This - That



Let's write

3. 1. star 2. moon 3. sun
4. 1. far 2. nothing 3. in 4. that
5. 1. spoon - The spoon is clean.
2. sun - The sun rises in the east.
3. far - The birds flew far away.



Let's do

- *6. 1. This is a book. 5. That is a tree.
2. This is a pencil. 6. That is a sun.
3. This is a spoon. 7. That is a moon.
4. This is a glass. 8. That is a kite.
-

5. The Monkey and the Log



Let's write

- *2. 1. Once upon a time there were two friends.
2. Once upon a time there were a castle full of surprises.

3. Once upon a time there were two sisters.
4. I wonder if I can do it.
5. I hope I can make everyone happy.

3. 1. idle 2. come 3. weak 4. push
4. 1. The workmen were busy building a temple.
2. A monkey arrived suddenly.
3. The monkey cried in pain because his tail got trapped in the gap.
-

Unit Eight – 1. The Sun



Let's write

- *3. 1. sky 2. had 3. sun 4. said
4. John Drinkwater
*5. 1. The sun is shining in the sky.
2. Raj is climbing a ladder.
3. John is singing a song.
4. Jenny is eating a banana.



Let's do

6. 1. stand - standing 2. sleep - sleeping
3. dance - dancing 4. play - playing
-

2. Tommy is Lost



Let's write

- *2. 1. fox 2. hot 3. way 4. Joy 5. ran

- *3. 1. Joy was a boy.
 2. Joy liked Tommy very much.
 3. Tommy saw a fox coming.
 4. Tommy was lost that made Joy cry.
 5. Tommy lead Joy home.
 6. Yes, they are best friends because they stayed together always.

- *4. 1. Joy liked Tommy very much.
 2. Joy and Tommy began to walk.
 3. Tommy saw a fox passing by.
 4. And Tommy and Joy reached home safely.



*6. [To be done by students with teacher's help.]

3. It's a Funny World!



- | | |
|-----------------------------|------------------------------------|
| *2. Fish live in water. | Fish do not hang from trees. |
| Butterflies fly in the sky. | Butterflies do not swim in a pond. |
| Fruits grow on a tree. | Fruits are not in the sky. |
| Ship sails in the sea. | Ship is not on a track. |
| The boat is in the river. | The boat is not on the lawn. |
| Flowers grow in the lawn. | Flowers are not grown on the road. |

Coconut tree grows in a field.

Coconut tree does not grow in a house.



- *3. Birds
 Two birds
 Two birds live
 Two birds live in the tree
 Two small birds live in the tree.

4. Crossword

1.

1. tree
 2. rose
 3. flower
 4. flower
 5. rainbow
 6. moon
 7. orange
 8. boat
 9. car


English Grammar

Unit Six – 26. Gender

Let's try

2. 1. lioness 2. mare 3. woman 4. niece

3. 1. brother 2. tiger 3. king 4. actor



5. 1. There are many cocks in the coop.
 2. The book is kept by the boy.
 3. The lion pounced on the old woman.

27. Adjectives

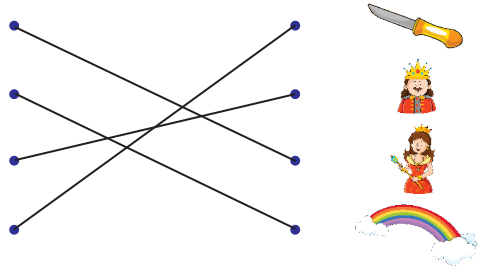
Let's try

2. 1. The giraffe has a long neck.
 2. The Taj Mahal is a beautiful monument.
 3. We must be kind towards animals.
 4. The sun is a big ball of fire.

Let's do

3. 1. huge - The elephant is a huge animal.
 2. strong - My father is a strong man.
 3. best - This is the best park in town.
 4. naughty - John is a naughty boy.
 5. cruel - The boy was cruel to his pet.

4. 1. Beautiful 2. Colourful 3. Brave 4. Sharp



28. Prepositions

Let's try

1. 1. The man is sitting on a chair.
 2. The fish is in the jar.
 3. The boy is near the door.
 4. The boat is under the bridge.
 5. The birds are flying up in the sky.

Let's do

2. 1. The dog is under the chair.
 2. The sky is above us.
 3. The tea is in the cup.
 4. Tuesday comes after Monday.
 5. There is a bag on the table.

3.

	(A)	(B)	(C)
(1) The fish is		over	(a) that tree
(2) The ship is		in	(b) the wall
(3) The thief jumped		on	(c) the bridge
(4) There is a bird		under	(d) the pond

The fish is in the pond.
The ship is under the bridge.
The thief jumped over the wall.
There is a bird on that tree.

29. Conjunctions



1. Sona and Mona are twins.
2. I did not go to school because I was sick.
3. Study well or you will fail.
4. The young man was poor but honest.
5. Don't go from here until I come back.
2. 1. The earth and the other planets revolve around the sun.
2. I will attend the party but I will be a little late.
3. Reema is absent because she is not well.
4. Make hay while the sun shines.
5. Apple and mango are the names of fruits.
6. Apple and mango are my favourite fruits.



3. 1. She is drawing a peacock and a parrot.
2. Siddhesh is good in Maths and English too.
3. He got hurt because he was running fast on the road.
4. It was raining heavily hence he got wet.
5. My cat is small but my dog is big.

31. Comprehension

1. Extra-curricular activities is a must for the total development of a child.
2. **[To be done by students with teacher's help.]**
3. Sports builds up team spirit in a child.
4. Taking part in singing, dancing or acting during annual day develops various talents in a child.
5. Skating and swimming builds up the stamina of a child.
2. 1. Raja and Rani are in the garden.
2. They are playing with their favourite ball.
3. The ball hits an old man sitting on a bench near the fountain.
4. Yes, the children are well-mannered.
5. The children later played on the swing and the slide.

मराठी

२६. माझे पान



चला आपण करूया Let's do

२. अ 'गट' ब 'गट'
- (१) आई (अ) ऑफिसला
 (२) बाबा (ब) वर्तमानपत्र वाचतात
 (३) आजोबा (क) अभ्यासात मदत करते.
 (४) ताई (ड) स्वयंपाक करते

२७. चित्रात काय ?



आपण सुरू करूया ... Let's start

- ★
- (१) मानसी ते झाड बघ. (२) मानसी तो पक्षी बघ.
 (३) मानसी ती झोपडी बघ.

२९. क.....ज्ञ



चला आपण करूया Let's do

- ❖
- | | | | | |
|---|---|---|---|---|
| क | ख | ग | घ | ङ |
| च | छ | ज | झ | ञ |
| ट | ठ | ड | ढ | ण |
| त | थ | द | ध | न |

प	फ	ब	भ	म
य	र	ल	व	श
ष	स	ह		
ळ	क्ष	ज्ञ		

३०. अंक



आपण शिकूया Let's learn


अंक	चित्र	अक्षर
१		एक
२		दोन
३		तीन
४		चार
५		पाच
६		सहा
७		सात
८		आठ
९		नऊ
१०		दहा

Play Do Learn

Play – 5. Exercises

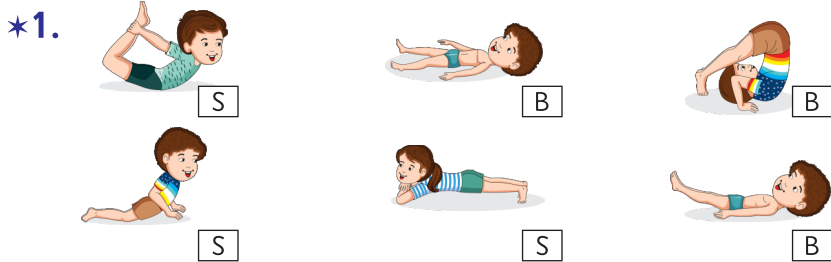
5.1 Surya namaskar

 Let's start




5.2 Various body postures

 Let's do



 Let's try



Posture like a plough

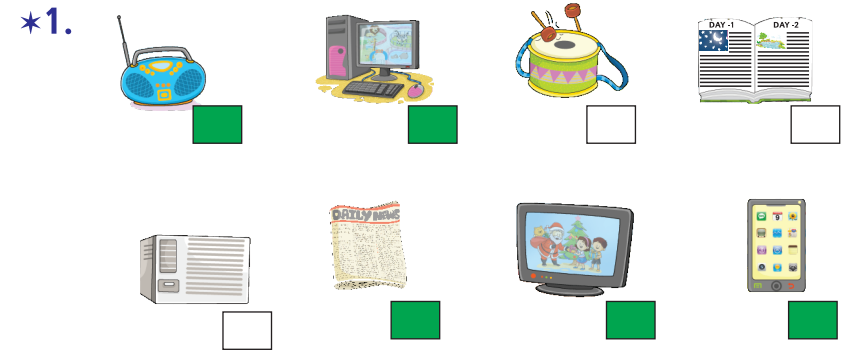


Sitting in a cross-legged posture

Do – 5. Area - Technology

Information and communication technology

 Let's start



Learn – 6. Drama

6.2 Self introduction

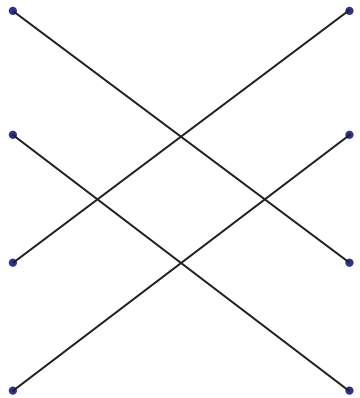
 Let's do

*1. [To be done by students with teacher's help.]

6.3 Greeting



- 1. Seek blessings
- Meet and greet
- Soldier's salute
- Eid wishes



- 3. Amit and Riya are friends. They play in the garden together. They share sweets with each other. They speak about their school.
- 4. We see a bus conductor in a bus. He is a very busy person. He gives tickets to the passengers. he carries a bag on his shoulder. He always wears a khaki colour uniform. He rings the bell when passengers get in and out.
- 5. This is a grocery shop. The shopkeeper is selling different fruits and vegetables. There is a weighing scale in the shop. The girl is buying potatoes. The mangoes and bananas are hanged in the shop.

6.4 Conversations



- * 1. The balloon seller is selling balloons. The children are very happy to see the balloon seller. He has balloons of different colours and sizes. The boy is asking the balloon's cost. The balloon seller is happy to sell his balloons.
- 2. We can see a vegetable vendor. The vegetable vendor brings fresh vegetables. He has brinjals, potatoes, pumpkin, onions and bottle guard on his cart. Mother and the girl are buying vegetables.