



EduMaxTM
Maximising the Learning

STD. 2

BOOK - 1 to 6

- English Balbharati
- Grammar
- Marathi
- Play Do Learn



NAVJEEVAN PUBLICATIONS PVT. LTD.

EDUCATIONAL PUBLISHERS

MUMBAI

4940/1B, Dhobiwadi, Dr. Jaykar Marg, Opp. Datta Mandir, Thakurdwar, Mumbai - 400 002.

Only Calling: 8291852601

Calling & Whatsapp: 9322531798 / 8291852631 / 8291972352

Website: www.navjeevanpublications.com

Email: For enquiry - info@navjeevanpublications.com **For order -** acc.nppl@gmail.com

PUNE

470 /471, Raviwar Peth, Nandan Residency, 1st Floor, Phadke Haud, Pune - 411 002.

Tel.: (020) 24432951 / 7066835645

CONTENTS

Sr. No.	Chapter Name	Page No.
1.	Book 1	3 - 23
2.	Book 2	24 - 35
3.	Book 3	36 - 48
4.	Book 4	49 - 64
5.	Book 5	65 - 77
6.	Book 6	78 - 91

1.5 Language Study (Naming words)



3. [To be done by students with teacher's help.]



4.(b) Raju's, school, mother, mango, pot, friends, teacher.

1.6 I Love Little Pussy



*3. 1. harm 2. play 3. good 4. no

4. 1. hate 2. bad 3. cool 4. push

*5. [To be done by students with teacher's help.]



*6. My favourite animal is a dog. Dogs are of many kinds. They have a good sense of smell and hearing. They guard our house. The dog is a very faithful friend of humans.

English Grammar

Unit One – 1. Alphabetical Order



1. 1.  Mango  Banana  Apple  Orange

Alphabetical order - Apple, Banana, Mango, Orange

2.  chair  clock  cake  comb

Alphabetical order - cake, chair, clock, comb

3.  duck  drum  door  donkey

Alphabetical order - donkey, door, drum, duck



2. 1. butcher, carpenter, engineer, tailor
2. jasmine, marigold, rose, sunflower
3. Earth, Jupiter, Saturn, Uranus
4. bungalow, hut, igloo, skyscraper
5. frock, saree, shirt, trousers.
6. hill, mountain, plateau, valley
7. orange, pink, purple, yellow
8. Christmas, Diwali, Eid, Holi
9. Baseball, Cricket, Football, Hockey
10. Delhi, Jaipur, Kerala, Mumbai

2. Vowels and Consonants



1. chair, table, cupboard, bed
2. tea, coffee, milk, curd
3. uncle, aunt, nephew, niece
1. orchard, bouquet, fontain, curtain
2. peacock, crow, hen, eagle
3. monkey, bear, wolf, tiger
4. dog, wolf, fox, hyena
- a, e, i, o, u
- b, c, d, f, g, h, j, k, l, m, n, p, q, r, s, t, v, w, x, y, z



1. engine 2. fish 3. apple
4. crow 5. book 6. comb
7. gate 8. cat 9. drum
10. duck

3. Sentences (Subject and Predicate)



1. Holi is the festival of colours.
2. Samir stood first in the class.
3. The Tiger is our national animal.
4. Fish live in water.
5. The book is full of beautiful pictures.
6. Bees are in the flowers.

Subject	Predicate
---------	-----------

- | | |
|--------------|--------------------------------|
| 1. Holi | is the festival of colours. |
| 2. Samir | stood first in the class. |
| 3. The tiger | is our national animal. |
| 4. Fish | live in water. |
| 5. The book | is full of beautiful pictures. |
| 6. Bees | are on the flowers. |
1. Honey is very good for health.
2. I love to eat pastries.
3. The burden of beast is called a donkey.
4. The camel is called the ship of the desert.
 1. The mountains are huge.
2. There are many trees in the garden.
3. The king is a kind man.



1. The fruits are on the table.
2. The ribbons are colourful.
3. He is flying a kite.
4. The monkey is on the wall.
5. Carrots can be eaten raw.
6. The cat is under the bed.
1. A carpenter makes furniture.
2. The dog is a faithful animal.
3. The parrot has a red coloured beak.
4. The camel has hump on its back.
5. The sun gives us heat and light.

मराठी

१. पाऊस

आपण सुरू करूया ... Let's start

*

- (१) गाण्यात पावसाचे वर्णन केले आहे.
 (२) मुलगा व मुलगी पाण्यात कागदाची बोट सोडत आहेत.
 (३) बोटीवर बेडूक बसला आहे.
 (४) आकाशात वीज चमकत आहे. (५) बेडूक डराँव डुक ओरडला.
 (६) वारा सूं सूं सुम् सुटला. (७) वीज चक् चक् चमकली.
 (८) पाण्यात सोडलेली बोटी हातभर जाऊन बुडाली.



चला आपण करूया Let's do

* गट 'अ'

गट 'ब'

- | | | | |
|------------------|---|---|-------------------------|
| (१) आभाळ वाजलं | ● | ● | (अ) चक् चक् चक् |
| (२) वारा सुटला | ● | ● | (ब) धो धो धो |
| (३) वीज चमकली | ● | ● | (क) धडाड् धुम् |
| (४) पाऊस आला | ● | ● | (ड) सूं सूं सुम् |
| (५) पाणी वाह्यलं | ● | ● | (इ) डराँव डुक डराँव डुक |
| (६) बेडूक ओरडला | ● | ● | (फ) सो सो सो |

१ (अ). मूळाक्षरांची ओळख

आपण प्रयत्न करूया Let's try

* (१) अ आ इ ई उ ऊ ऋ
 ए ऐ ओ औ अं अः

(१) क ख ग घ (२) च छ ज झ
 (३) ङ ढ ण त (४) द ध न प
 (५) ष स ह ळ

*

पालवी उराव एक गाठ पाठ एकाकी
 कलम लसूण पालखी एकता ठसा

२. मांजराची गंमत

आपण सुरू करूया ... Let's start



* तोंडी (Oral)

- (१) सकाळी दारात दुधवाला आला.
 (२) दुधवाला दारात आला तेव्हा बाई झोपल्या होत्या.
 (३) पातेल्यात दूध मांजराने घेतले.



* तोंडी (Oral)

- (१) दूध घेतल्यावर मांजराला उंदीर दिसला.
 (२) उंदीर घरभर मजेत फिरत होता.
 (३) मांजराच्या हातात दुधाचे पातेले होते.
 (४) उंदीर पाहताच मांजराच्या तोंडाला पाणी सुटले.



* तोंडी (Oral)

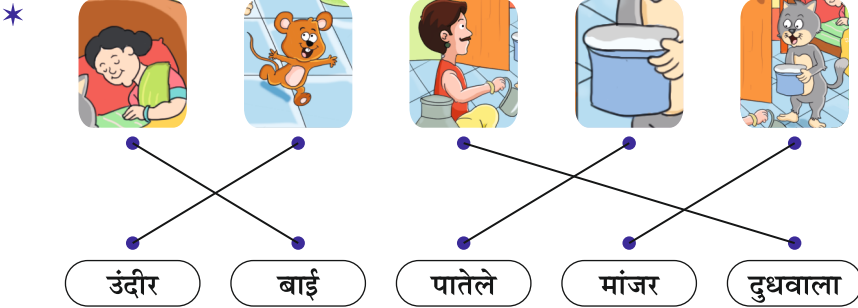
- (१) हातात दुधाचे भरलेले पातेले आहे हे मांजर विसरून गेले.
- (२) मांजर उंदराच्या मागे धावले.
- (३) मांजराच्या हातातून पातेले निसटले.
- (४) जमिनीवर दूध सांडले.



* तोंडी (Oral)

- (१) उंदराच्या मागे मांजर धावत होते.
- (२) उंदीर बिळात पळाला.
- (३) दूधही सांडले आणि उंदीरही पळाला अशी मांजराची फजिती झाली.

चला आपण करूया Let's do



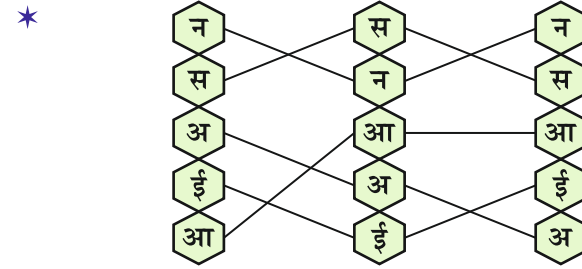
२ (अ). बाराखडी

आपण प्रयत्न करूया Let's try

- *
 (१) ग = ग गा गि गी गु गू गे गै गो गौ गं गः
 (२) ठ = ठ ठा ठि ठी ठु ठू ठे ठै ठो ठौ ठं ठः
 (३) त = त ता ति ती तु तू ते तै तो तौ तं तः
 (४) प = प पा पि पी पु पू पे पै पो पौ पं पः
 (५) व = व वा वि वी वु वू वे वै वो वौ वं वः

- *
 (१) ग = ग गा गि गी गु गू गे गै गो गौ गं गः
 (२) ठ = ठ ठा ठि ठी ठु ठू ठे ठै ठो ठौ ठं ठः
 (३) त = त ता ति ती तु तू ते तै तो तौ तं तः
 (४) प = प पा पि पी पु पू पे पै पो पौ पं पः
 (५) व = व वा वि वी वु वू वे वै वो वौ वं वः

- *
 (१) का (a) ना उत्तरे: (१) काका
 (२) मा (b) दी (२) मामा
 (३) बा (c) दा (३) बाबा
 (४) ना (d) बा (४) नाना
 (५) दा (e) का (५) दादा
 (६) दी (f) मा (६) दीदी



- *
 (१) घर, रस, सर (२) नळ, पान, पाळ
 (३) रस, सर, बस (४) केस, वेळ
 (५) कान, काम, मग, मन, मगर, नर, नग, नरम

मात्रा

- *
 (१) ब + ळ = बै + ल = बैल (२) क + ळ = कै + री = कैरी
 (३) म + ळ = मै + ना = मैना (४) स + ळ = सै + निक = सैनिक
 (५) प + ळ = पै + सा = पैसा

- *
 (१) च + ष = चौ + दा = चौदा (२) अ + ष = औ + षध = औषध
 (३) ग + ष = गौ + री = गौरी (४) अ + ष = औ + त = औत
 (५) क + ष = कौ + तुक = कौतुक

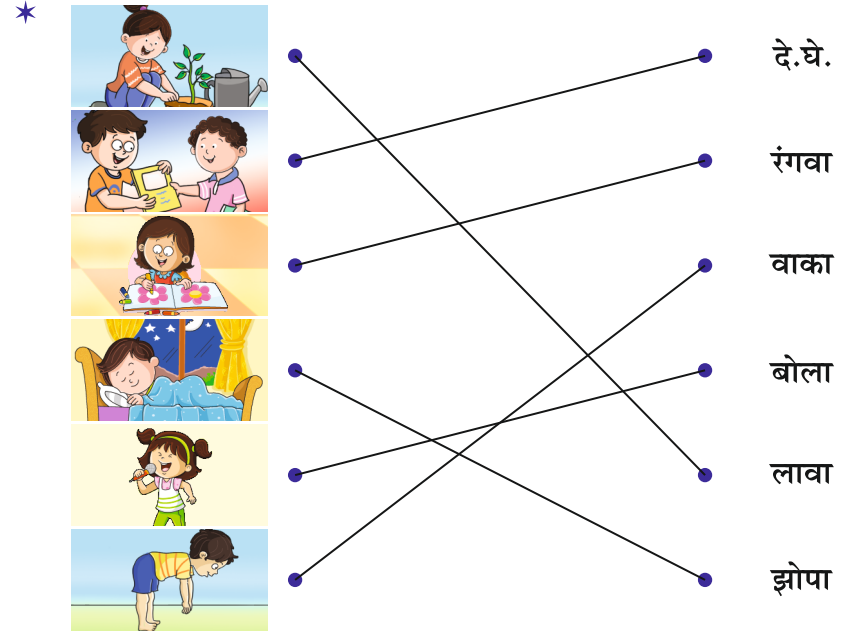
- * (१) उजळ (१) उजळ (२) उखळ (२) उखळ
 सळ (३) उसळ (३) उसळ
 दक (४) उदक (४) उदक
 पाय (५) उपाय (५) उपाय
- थ (१) थवा (१) थवा
 वा (२) थकवा (२) थकवा
 कवा (३) थरथर (३) थरथर
 रथर (४) थयथय (४) थयथय
 यथय



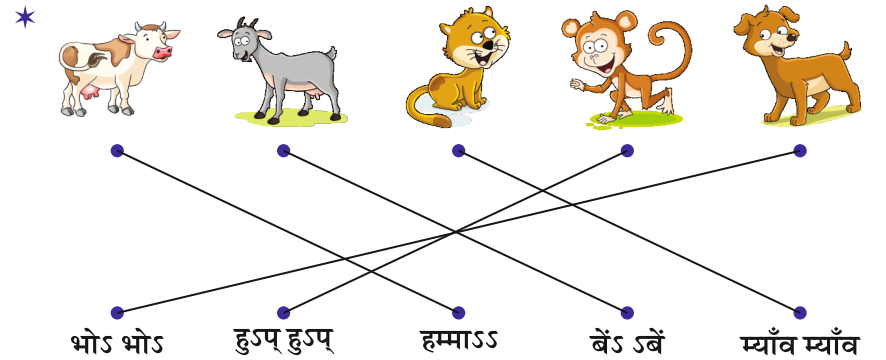
- *
 (१) सायकल (२) शेतकरी (३) आगगाडी
 (४) सोमवार (५) सूर्यफूल (६) शिक्षक
 (७) फटाका (८) इमारत (९) वडील
 (१०) गणपती



३. खेळ खेळूया



४. नक्कल करूया



Play Do Learn

Play – 1. Health

1.1 My daily routine



- *1.
- | | | | |
|--|---------------------------------|--|-------------------------------|
| | Wake up <u>early</u> | | Morning <u>processes</u> |
| | Brush my <u>teeth</u> | | Take a <u>bath</u> |
| | Comb my <u>hair</u> | | Have a <u>food</u> |
| | Wear clean <u>clothes</u> | | Go to <u>school</u> |
| | <u>Study</u> daily | | Play on the <u>playground</u> |
| | Help with <u>household</u> work | | Sleep <u>early</u> |

- 2.
- | | | | | | |
|--|--|-----------------|--|--|----------------------|
| | | Wake up | | | Homework |
| | | Breakfast | | | Playing with friends |
| | | Going to school | | | Bed Time |



3. a. Taking my pet dog for a walk.
 b. Drawing and colouring.
 c. Playing with my friends.
 d. Watching T.V. with my family.

1.2 Cleanliness of Hands



- *1.
- | | | | | | |
|---|---|---|---|---|---|
| | | | | | |
| 1 | 2 | 3 | 4 | 5 | 6 |
2. We should wash our hands before and after meals and after using the toilet.
3. 1. washing hands and bath
 2. to wipe our face.
 3. to wash hands and brush teeth.
 4. to wash hands.
 5. to brush our teeth
 6. to cut nails

1.3 My Diet



1. [To be done by students with teacher's help.]

	Food	Animals	Plants
1.	Milk	<input checked="" type="checkbox"/>	<input type="checkbox"/>
2.	Salad	<input type="checkbox"/>	<input checked="" type="checkbox"/>





- | | | |
|-----------|-------------------------------------|-------------------------------------|
| 3. Eggs | <input checked="" type="checkbox"/> | <input type="checkbox"/> |
| 4. Fruits | <input type="checkbox"/> | <input checked="" type="checkbox"/> |
| 5. Rice | <input type="checkbox"/> | <input checked="" type="checkbox"/> |
| 6. Meat | <input checked="" type="checkbox"/> | <input type="checkbox"/> |

3. 😊 Healthy Food - milk, fruits, chapatis, salad, juice
 😞 Unhealthy Food - burger, pizza, vadapav, cold drink, tea

4. 1. chapati, bhakari, bread, grapes
 2. tomato, banana, pineapple, peach
 3. burger, pizza, biryani, vadapav
 4. pumpkin, cauliflower, mango, briyani

1.4 Stop the Bad Habit



	<ul style="list-style-type: none"> Watching the T.V. for 5 hrs. <input type="checkbox"/> Watching the T.V. for 1 hr. <input type="checkbox"/>
	<ul style="list-style-type: none"> Unlimited usage and playing games on mobile phone. <input type="checkbox"/> Limited usage and playing on mobile phone. <input type="checkbox"/>
	<ul style="list-style-type: none"> Using the headphone for long hours with loud music. <input type="checkbox"/> Using the headphone for a short while with soft music. <input type="checkbox"/>
	<ul style="list-style-type: none"> Playing video games on weekends. <input type="checkbox"/> Playing video games daily. <input type="checkbox"/>

1.5 First Aid



- *1. Sticking Tape, Ointment, Band-Aid, Gauze Roll, Iodine, Cotton
2. 1. Yes 2. Yes 3. No 4. Yes
- *3. 1. 2. 3. 4.
 5. 6.

1.6 Cleanliness



1. **Mr. Right** - Throw garbage in the bin., Use soap to clean your body., Cut nails to remove dirt.
Mr. Wrong - Put fingers into the nose to remove dirt., Eat food with dirty hands., Do not wash your hand before and after food.
2. 1. Change your underclothes everyday / every month.
 2. Trim / Bite your nails every week.
 3. Wash your hands before going to bed / after using the toilet.
 4. Wear clean / dirty clothes everyday.
 5. Throw garbage in the plate / dustbin.
3. 1. d u s t p a n 2. b r o o m
 3. d u s t i n g c l o t h 4. m o p

Let's try

4. **Dry Garbage** - 2, 3, 7, 8, 9
Wet Garbage - 1, 4, 5, 6

1.7 Body Parts

Let's do

3. 1. legs 2. hands 3. hands
 4. hand 5. legs


Do – 1. Need Based Activities

Let's do

- *1. A boy is decorating the blackboard. Two boys are cleaning and putting up a frame. A boy and girl are setting the flower vase. A girl is bringing decorative materials.
2. class time-table, greeting cards, quote charts, craft items

Let's try

3. [To be done by students with teacher's help.]



5. [To be done by students with teacher's help.]
 6. [To be done by students with teacher's help.]

1.2 Special Days

Let's start

Van Mahotsav is celebrated in the 1st week of July.

Let's do

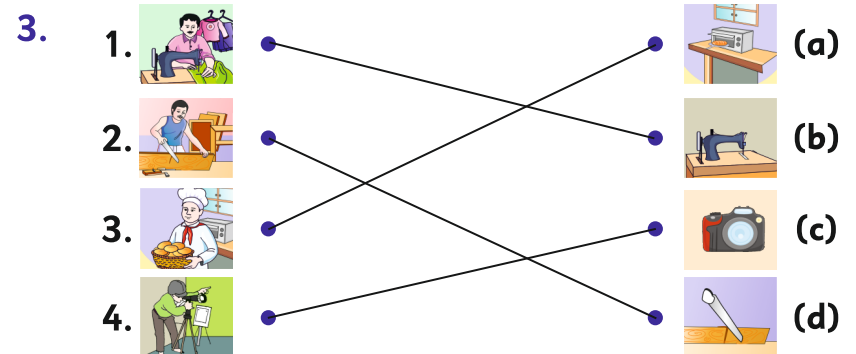
- *1. 1. 15th August. 1947 2. Gandhi Jayanti
 3. Teachers Day 4. Children Day

- *2. [To be done by students with teacher's help.]

1.3 World os Work

Let's do

1. This is a picture of a laundry. The man is ironing the clothes. He folds the clothes neatly and keeps it aside.
- *2. [To be done by students with teacher's help.]



Homemade hair oil, candles, agarbatti (incense), chappati / parathas, paper bags, imitation jewellery and cloth bags.

1.4 Introduction to Different Occupations Around You

Let's do

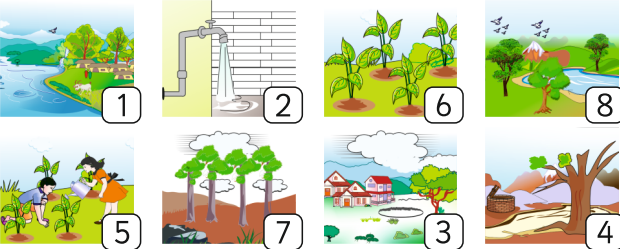
1. handloom, 2. textile, 3. newspaper sellers, 4. papad and pickle making, 5. pottery, 6. flourmill, 7. florist, 8. tailor, 9. keymaker, 10. poultry
1. cotton cloth 2. iron items 3. eggs, chickens
4. fruit seller 5. garlands, bouquet 6. pots







Let's do

- *1. [To be done by students with teacher's help.]
- dark clouds, rain, rainbow, girl with umbrella and raincoat, frogs, paper boat, trees swaying

2.1 Picture Story Reading



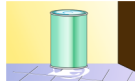


Let's do

- *1. 


-  - Cooking
  - Watering
  - Bathing
 - Washing clothes
  - Drinking
  - Cleaning vessels

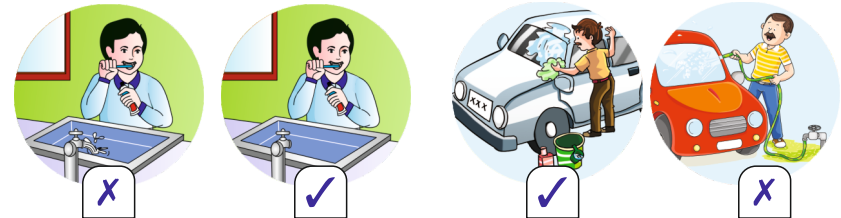
2.2 Storage of Water

Let's do

-  dam
  water tank
  drum
  plastic tank
  water harvesting

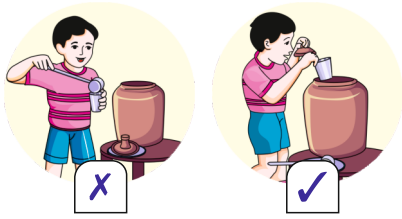
- | | | | | | | | |
|---|---|---|---|---|---|---|---|
| R | Z | C | D | L | F | I | R |
| J | O | H | A | D | S | T | O |
| T | Q | A | M | C | O | D | O |
| K | I | N | S | W | V | G | F |
| W | V | D | I | O | I | P | T |
| E | U | P | Y | F | N | T | O |
| L | J | U | G | L | X | R | P |
| L | B | M | S | U | I | S | V |
| S | G | P | I | K | U | L | S |

- Brushing your teeth
 

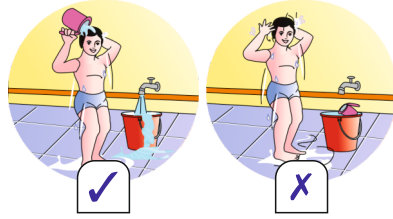


*

Taking water from the pot



Having bath



2.3 Disaster Management

Let's do



cyclone




earthquake



flood



drought



landslides



lighting

2. 1. earthquake 2. cyclone
3. drought 4. lighting

*3. [To be done by students with teacher's help.]

BOOK - 2

English Balbharati

Unit One – 1.7 Let's Speak

Let's write

2. 1. Ashwini, Aai 2. Baba, Ashwini
3. Mohini, Ticket seller 4. Tina, Reena
5. Gardener, Shyam

Let's do

3. 1. Mohini said to the ticket seller.
2. Shyam said to the gardener.
3. Ashwini said to Aai.
4. May I, Thank you, Sorry

1.8 Reading Time

Let's write

3. 1. small 2. far 3. dirty 4. few

*5. Our classroom is clean and tidy. There are two big windows and a door. Our teacher writes on the board with a chalk. We have 25 benches. There is a table and chair for the teacher. We keep our books in the cupboard. We pin up charts in the classroom. Our classroom has a nice clean dustbin.

1.9 Writing skills (Picture Composition)



Let's do

- *2. Bhaurao is a farmer. He has a small farm. His wife and daughter help him in the farm. He has two cows and two goats in his farm. Rice crops are growing in his farm. His daughter is feeding the goat. His farm has a fencing. Bhaurao is a happy farmer.

Unit Two – 2.1 Chameleons



Let's write

3. 1. green 2. lights



Let's do

4. 1. Chameleon is a reptile.
2. The rainbow has seven colours.
3. I love nature.

2.2 Activity Time



Let's do

2. **Fruits** - mango, grapes, guava, apple
Vegetables - potato, onion, tomato, cucumber
Animals - rabbit, snake, elephant, tiger
Flowers - rose, lotus, jasmine, marigold
- *3. 1. clock 2. kite 3. squirrel
4. elephant 5. bullock

4.



penguin



peacock



duck



crow



parrot



pigeon

2.3 Let's Speak



Let's read and write

1. 1. **Doctor** - I go to the doctor when I am sick. She gives me medicines.
*2. **Policewoman** - A policewoman controls the traffic. She helps people to cross the road.
*3. **Conductor** - A conductor works in a bus. He wears a khaki uniform. He sells bus tickets.
*4. **Farmers** - A farmer ploughs the field. He grows crops and takes care of them.
*5. **Soldier** - A soldier is brave person. He protects our country.
*6. **Chef** - A chef works in a hotel. He cooks different tasty food.
7. **Teacher** - A teacher teaches us. She guides and helps us in our studies. She is loving and gentle.
8. **Driver** - A driver drives a bus. He drives slowly and safely.

English Grammar

Unit Two – 5. Types of Sentences



- | | |
|-------------------------------|-------------------------|
| 1. 1. Assertive - Affirmative | 2. Assertive - Negative |
| 3. Imperative | 4. Interrogative |
| 5. Assertive - Affirmative | 6. Assertive - Negative |
| 7. Imperative | 8. Interrogative |
| 9. Assertive - Affirmative | 10. Exclamatory |



2. Radha will not travel today.
 3. This mango is not raw.
 4. These children are not smart.
 5. We should not drive fast.
2. Isn't the boy standing under the tree?
 3. Isn't this your house?
 4. Isn't he your brother?
 5. Aren't they coming to the picnic?

6. Articles



1. Naman is the most intelligent boy in class.
2. Mother bought an umbrella for me.
3. An ostrich can run very fast.
4. An orange is orange in colour.
5. The monkey is on a tree.



2. 1. A cat jumped over the wall.
2. The fisherman caught a huge fish.
3. The Red fort is in Delhi.
4. An architect designs a house.
5. My brother likes to have an ice cream everyday.

7. Punctuation



1. Gopal and Hari went to the cinema.
2. Have you been to Baroda before?
3. Wow! What a pretty dress.
4. Suresh and Ramesh will you come for my party.
5. Gold, silver, iron, copper and bronze are all metals.
6. Alas! What a pity we lost the game.
7. Mumbai, Kolkata, Chennai and Nagpur are cities.
8. Chhatrapati Shivaji Maharaj was the king of Maharashtra.
9. Rinku is going to Goa for her Diwali holiday.
10. I am a girl, my name is Roma Nair.



2. I have a dog named Tommy. He has long fluffy ears. He loves going out for walks and likes milk, bones, biscuits and soups. When I am back from school, he wags his tail happily. Oh! I love my dog.

8. Cries of Animals



1. 1. A snake hisses.
2. A bear growls.
3. A frog croaks.
4. A sparrow chirps.
5. A bee hums.



2. 1. An owl hoots.
2. A frog croaks.
3. A dog barks.
4. A crow caws.
5. An elephant trumpets.
6. A cat meows.
7. A mouse squeaks.
8. A donkey brays.
9. A cow moos.
10. An horse neighs.

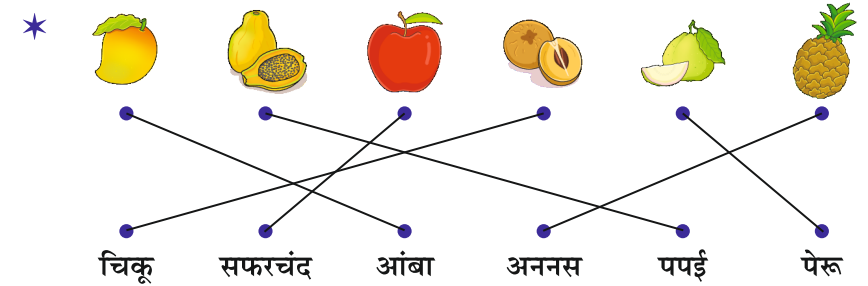
मराठी

५. फळांचा राजा

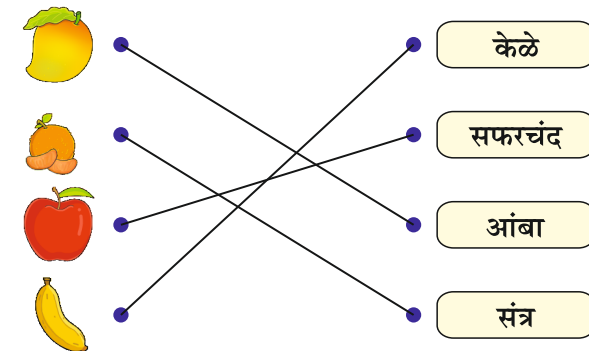


तोंडी (Oral)

- (१) गाण्यात द्राक्ष, संत्रे, केळी, कलिंगड, बोर, आंबा इत्यादी फळांची नावे आली आहेत.
- (२) गाण्याशेजारी दिलेल्या चित्रात द्राक्ष, संत्रे, केळी, कलिंगड, आंबा, चिकू ही फळे आहेत.
- (३) 'फळांचा राजा' असे आंब्याला म्हणतात.



५ (अ). फळांची नावे











- ★
 (१) द्राक्ष - GRAPES (२) कलिंगड - WATERMELON
 (३) आंबा - MANGO (४) सफरचंद - APPLE
 (५) केळे - BANANA (६) संत्र - ORANGE

६. फळे मोजूया

आपण शिकूया Let's learn

★

	पपई	१		सफरचंदे	५
	कलिंगडे	२		पेरू	६
	केळी	३		आंबे	७
	अननस	४		चिकू	८

चला आपण करूया Let's do

उपक्रम (Activity)

★






सी	ता	फ	ळ						
		ण							
मो		स	फ	र	चं	द			
सं	त्रे								क
बी									लिंग
									ड

६ (अ). मोजणी

आपण प्रयत्न करूया Let's try

- ★
 २ - दोन ४ - चार ७ - सात

★

५		
२		
९		
३		
७		







चला आपण करूया Let's do

- ★
 १३ - तेरा १७ - सतरा १५ - पंधरा

८. ओळख खेळांची

आपण प्रयत्न करूया Let's try

★

					
भोवरा	लगोरी	पतंग	चेंडू	दोरी	फुगा

चला आपण करूया Let's do

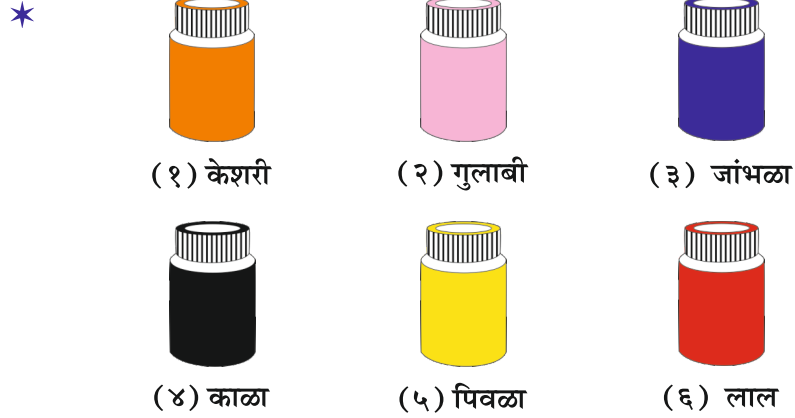
उपक्रम (Activity)



- सापशिडी ● टेबल टेनिस ● फूटबॉल ● कॅरम ● फाशांचा खेळ ● बुद्धिवळ

८ (अ). रंगांची ओळख


चला आपण करूया Let's do



- (१) केशरी (२) गुलाबी (३) जांभळा
(४) काळा (५) पिवळा (६) लाल

९. झोपाळा गेला उडून

चला आपण करूया Let's do



- *
(१) एका तळ्यात दोन बेडूक होते.
(२) त्यांना पाण्यात दोन खांब दिसले.
(३) त्यांनी त्या खांबांना एक वेल बांधला.



- * तोंडी (Oral)
(१) वेलाचा झोपाळा तयार झाला.
(२) बेडूक त्यावर बसून झोके घेऊ लागले.



- * तोंडी (Oral)
(१) अचानक झोपाळा उडू लागला.



- * तोंडी (Oral)
(१) ते दोन खांब म्हणजे बगळ्याचे पाय होते.
(२) बेडकांनी पाण्यात उड्या मारल्या.

Play Do Learn

Play – 2. Different kinds of Movements and Appropriate Body Postures



2.4 Appropriate Body Posture

* Standing posture

Sitting posture with legs crossed

Writing Posture

Reading Posture

Sleeping Posture



2.5 March Past

1.

Is this a posture of stand at ease ?

Yes No

Is this the front posture of the stand at ease position ?

Yes No

- It is used when we have to be relaxed after exercises.
- Annual Sports Day

BOOK - 3

English Balbharati

Unit Two – 2.4 Story Time - Unity Is Strength

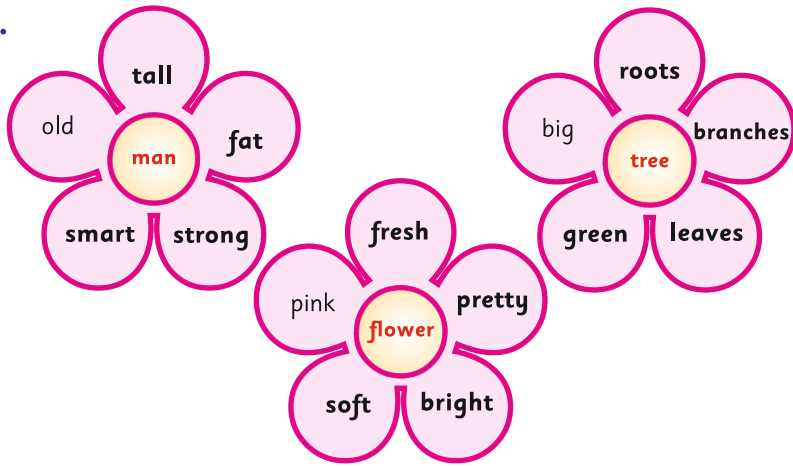


- *3.
- The old man was worried because his sons were always quarrelling.
 - The sticks in the bundle remained unbroken.
 - The single stick broke easily.
 - The lesson the sons learnt was united we stand divided we fall.
- *4.
- The old man was worried.
 - They would fight for everything.
 - The bundle of sticks did not break.
 - A single stick is easily broken.
 - United we stand, divided we fall.



- *4.
- thing, everything, ever, thin
 - friend, ship, end, hip
 - rate, set, date, pear
 - get, her, there, other
- *5.
- The young woman was happy.
 - She took the bundles and tried to join.
 - An old woman lived with four daughters in a town
 - This time the sisters learnt a poem.
 - She gave them big balls.

*6.



2.5 Language Study (Describing Words)



- *2. 1. This is a big ball.
 2. An apple is red in colour.
 3. He is an old man.
 4. These are eight bananas.
 5. This is a green parrot.
- *3. 1. Green vegetables and fruits are good for health.
 2. There are many stars
 3. Ants are very hardworking.
 4. I have a blue pen.



4. 1. strong - Ram was a strong boy.
 2. red - The rose is red in colour.
 3. beautiful - That was a beautiful painting.

5. (1. - b), (2. - c), (3. - d), (4.- a)

6.

2.6 Friends Forever



*3. 1. gold 2. be 3. friend

*4. [To be done by students with teacher's help.]



5. 1. old 2. short 3. enemy 4. never


6. (1. c) (2. d) (3. a) (4. b)

7. [To be done by students with teacher's help.]

2.7 Let's Speak



*2. 1. kurmura 2. farsan 3. coriander leaves
 4. lemon 5. tomatoes 6. onions



2.8 Reading Time



- *3. (1. - b) (2. - a) (3. - d) (4. - c)
(5. - f) (6. - g) (7. - e)
4. 1. - guitar 2. 3. - drum
4. - mouth organ 5. - violin 6.

2.9 Writing Skill (Story Writing)



- * [To be done by students with teacher's help.]



- *1. wandered, my friend, the monkey, be his friend, too big, the rabbit, was too big, save other week animals, to solve the problem, went back to the other animals, together and said



- *2. 1. The monkey , rabbit, fox, bear, elephant and tiger are the characters in the story.
2. I like the way they all lived together in the forest.
3. The story takes place in the forest.
3. 1. different 2. fearless 3. strong
4. outside 5. stop 6.



- *1. 1. I like to swim.
2. Can you sing?
3. I love my family.
4. What is your age?
5. Neeta went to school.
6. The girl is playing with a barbie doll.
7. Are you going for the picnic?
8. I live in Mumbai.
9. The mango tree is huge.
10. I went to the park yesterday. I had a great time. I had lot of fun. What did you do yesterday?

English Grammar

Unit Three – 10. Shelter of Animals



1. A buffalo lives in a shed.
2. A lion lives in a den.
3. A mouse lives in a hole.
4. A rabbit lives in a burrow.
5. A sparrow lives in a nest.



2. 1. Nest 2. Ant-hill 3. Hive 4. Coop

3.

S	B	A	R	N	O
F	U	N	Q	S	F
H	W	T	E	M	Q
I	T	H	O	L	E
V	A	I	N	S	V
E	C	L	P	R	Z
Z	D	L	A	W	X
B	U	R	R	O	W

11. Young Ones of Animals



1. 1. frog - tadpole 2. cow - calf 3. kangaroo - joey
4. tiger - cub 5. goat - kid



1. 1. puppy 2. owlet 3. duckling 4. foal
5. lamb 6. joey 7. gosling 8. cub
9. cub 10. kid

12. Nouns and their Kinds



1. 1. The cup is on the table.
2. There are flowers in the garden.
3. The birds are flying in the sky.
4. That is a small house.
5. The train is at the station.
6. The farmer is ploughing his field.
7. The cat caught a mouse.
8. A carpenter makes furniture.
2. 1. (Ram) and (Ali) study in the same class.
2. (Metro) cinema is near to my house.
3. (Mrs. Iyer) teaches English.
4. (Diwali) is the festival of lights.
5. (Mickey Mouse) is a cartoon character.
6. (January) is the (first) month of the year.
7. (Kavita) will visit her aunt on (Sunday).
8. (History) is an interesting subject.



1. 1. A chain of mountains. 2. A bouquet of flowers.
3. A crowd of people. 4. A flock of sheep.
5. A gang of robbers. 6. A litter of pups.
7. A pride of lions. 8. A fleet of ships.
9. A class of pupils. 10. A bunch of grapes.

13. Pronouns

Let's try

1. I lost my book.
 2. He is absent today.
 3. We have a holiday on Sunday.
 4. She is a friend of mine.
 5. They live in Jaipur.
1. Rani and Ravi are cousins. They go to the same school.
 2. The sun is a star. It gives us heat and light.
 3. Kamala is my classmate. She is my friend.
 4. Jack is sportsman. He likes to swim.
 5. This is Mittu. He is my parrot.

Let's do

1. Give me that pencil.
2. I love to eat ice cream.
3. It is holiday today.
4. He is Hamid.
5. Sam and I are good friends.
6. They are playing cricket.
7. Come here Seema. Have you done this?
8. This is a story book. It has beautiful pictures.

मराठी

१०. भाजी घ्या, भाजी

आपण सुरु करूया... Let's start

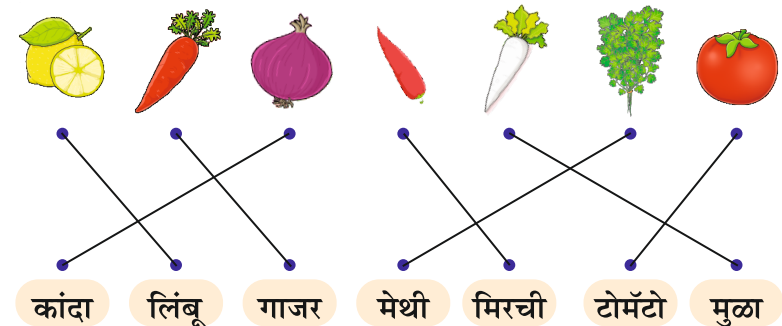
- * गाण्यात आलेल्या भाज्यांची नावे : चवळी, पालक, मेथी, शेंपू, मिरची, मुळा, गाजर, कांदा, वांगी, टमाटे, बटाटे.
- * गाण्यात आलेल्या पदार्थांची नावे : पराठे, कोशिंबीर.



आपण प्रयत्न करूया Let's try

- * (१) भाजी ताजी ताजी आहे.
- (२) कोवळी कोवळी चवळी आहे.
- (३) लिंबे पिवळी आंबट आहेत.
- (४) हिरव्या पानांच्या भाज्या पालक, शेंपू, मेथी आहेत.
- (५) मिरचीची चव तिखट असते.
- (६) बटाट्याचे पराठे, पापड, भजी, भाजी करतात.
- (७) कोशिंबीर, गाजर, टोमॅटो, बीट, काकडीची करतात.

चला आपण करूया Let's do



११. ओळख भाज्यांची

चला आपण करूया Let's do

उपक्रम (Activity)

- * दुधी, भोपळा, वांगे, भेंडी, गाजर, मुळा, पालक, हिरवा वाटाणा, फ्लॉवर, सिमला

१२. वाहने ओळखू, गप्पा मारू

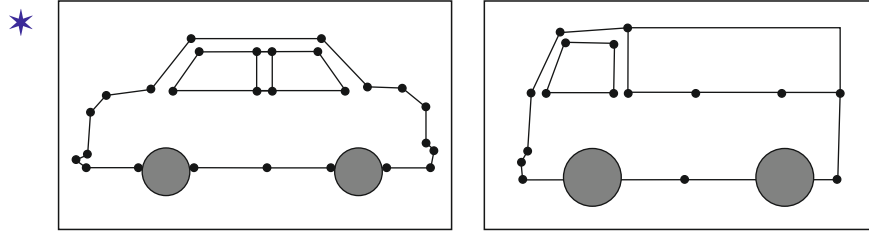
आपण सुरू करूया ... Let's start

तोंडी (Oral)

- (१) बस, टॅक्सी, रिक्शा, मोटार सायकल, सायकल.
- (२) रूळावरून आगगाडी धावते.
- (३) आकाशात विमान, हेलिकॉप्टर उडते.
- (४) पाण्यात जहाज, पाणबुडी चालते.

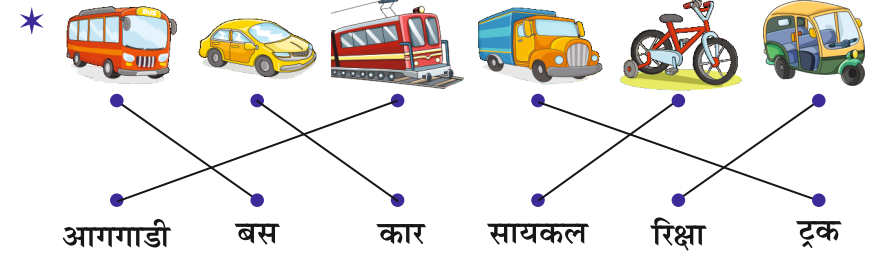


चला आपण करूया Let's do



१३. ओळख वाहनांची

चला आपण करूया Let's do



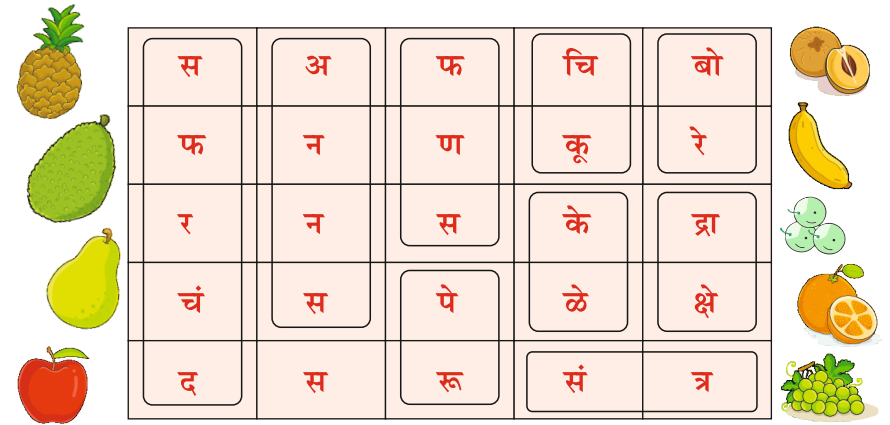
१३ (अ). फुलांची नावे

आपण शिकूया Let's learn





















- (१) गुलाब (२) मोगरा (३) सूर्यफूल
- (४) कमळ (५) जास्वंद

१४. शोधूया

आपण सुरू करूया ... Let's start



★

	चिमणी			उंट	
	घोडा			मोर	
	पोपट			म्हैस	
	बेडूक			बगळा	
	हत्ती			कावळा	

 चला आपण करूया **Let's do**

★

त्ती ह - हत्ती
डा घो - घोडा
स म्है - म्हैस

★

ळा व का - कावळा
ळा ब ग - बगळा
म चि णी - चिमणी

Play Do Learn

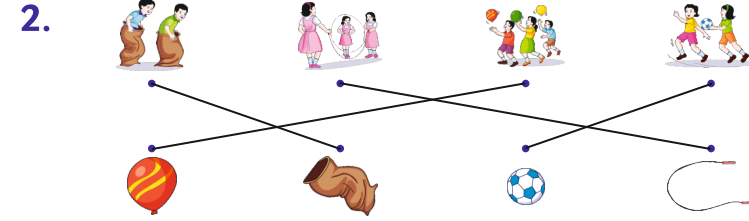
Play – 3. Games and Competitions

2.4 Entertaining Games

 **Let's start**

- *1. 1. Sack race 2. Skipping 3. Football
4. Cricket 5. Dodge ball 6. Catching while hopping

 **Let's do**



3.2 Sitting Games

 **Let's start**

1.   (3)  (1)  (4)  (2)

3.2 Sitting Games

 **Let's do**

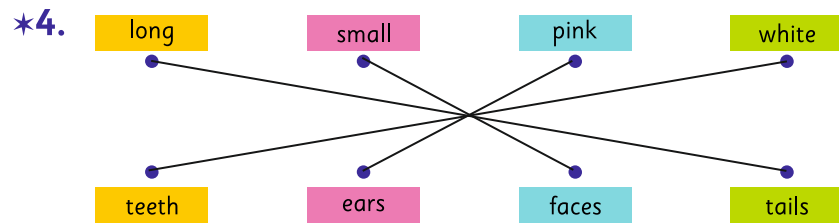
2. [To be done by students with teacher's help.]
3. [To be done by students with teacher's help.]

BOOK - 4

English Balbharati Unit Three – 3.1 Mice

Let's write

- *3. 1. Yes, I have seen a mouse.
2. I will try trapping the mouse in a rat trap.
3. The poet of the poem 'Mice' is Rose Fyleman.



5. 1. all 2. night 3. much 4. nice
6. 1. short 2. day 3. walk 4. big
7. [To be done by students with teacher's help.]

3.2 Activity Time (Let's Play)

Let's write

- *1. 1. axe 2. balloon 3. boy 4. clock
5. dog 6. father 7. garden 8. hen
9. king 10. mother 11. peacock 12. queen
13. school 14. temple 15. zebra

Let's write

- *4. Violet, Indigo, Blue, Green, Yellow, Orange, Red
- *5. 1. We see a rainbow in the rainy season.
2. [To be done by students with teacher's help.]
3. [To be done by students with teacher's help.]

Let's do

- *6. 1. I have a big house.
2. I like to play with my pet dog.
3. My grandmother tells me fairy tales.
7. 1. dislike 2. close 3. frown 4. monster
8. 1. cat, dog, elephant, monkey, zebra
2. eight, four, one, six, ten
3. banana, chickoo, lichee, mango, pineapple
4. crow, hen, parrot, peacock, sparrow
5. coat, pant, shirt, shorts, skirt

3.3 Let's Speak

Let's do

2. 1. A woman is cutting vegetables.
2. A man is watering the plants.
3. The bird is flying high in the sky.
4. A boy is reading the book.
5. A girl is listening to music.





3.4 Story Time - Nina's Dream



- *3. 1. Nina was a little girl.
 2. Nina lived in a village.
 3. Her parents worked in the field.
 4. Her brother went to the grassland to graze their cattle.
 5. The older girls went to the forest to bring firewood.
 6. One day a smart lady came to their village.
 7. The smart lady was a pilot.

- *4. 1. near 2. big 3. front
 4. true 5. older 6. happy

*5.

1. Nina wanted to cross it. 
2. Nina wanted to touch it. 
3. Nina wanted to swim. 
4. Nina wanted to fly. 



- *6. 1. Nina was a little girl.
 2. Will my wishes ever come true.
 3. I am going to live in your village.

4. I am a pilot.
 5. Who are you?
 6. Nina was happy.
 7. Yes, I am Rutuja.

3.5 Language Study (Action Words)



- *2. 1. walk 2. sing 3. bounce, look
 4. draw 5. jump 6. drink, catch

- *3. 1. I walk to school.
 We went for a walk on the beach.
 2. Rita loves to sing.
 We sing together on stage.
 3. I bounce my ball.
Bounce the ball and move.
 4. I like to draw funny faces.
Draw a pair of shoes.
 5. We saw a cat jump over a gate.
 Meena can jump high.
 6. My sister likes to drink tea.
 I drink milk daily.

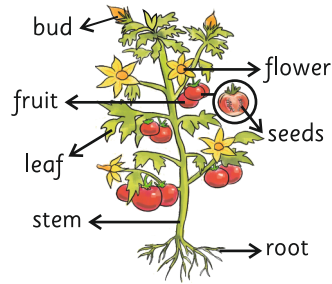
3.6 Five Little Seeds



2. 1. weeds 2. grow 3. flower 4. weeds
 3. 1. up 2. go 3. new

Let's do

*4.



- *5. 1. seed 2. weed 3. keep 4. jeep
 5. feed 6. feet 7. seek 8. seen
 9. peep 10. peel 11. feel 12. week

6. book, took, hook, soon, moon, tool

English Grammar
 Unit Four – 11. Gender

Let's try

1. 1. girl 2. mother 3. king 4. tiger
 5. uncle 6. daughter 7. niece
2. 1. The bulls are grazing in the fields.
 2. My aunt and sister are going to Delhi tomorrow.
 3. My father cooked food for my grandmother and me.
 4. A drone bit the girl .
 5. The tigress attacked the man .

Let's do

3. 1. mother 2. actress 3. sow 4. hen 5. mare

17. Verbs (Action Words)

Let's try

1. 1. We see with our eyes.
 2. The lion caught the mouse.
 3. The train runs on the track.
 4. I drink milk everyday.
 5. The mango fell from the tree.
2. 1. I saw a movie today.
 2. The boy is crying for a sweet.
 3. The birds are flying high.
 4. Geeta walks to school.
 5. Those boys are playing cricket.

6. The hunter killed the deer.
7. The teacher is teaching in the classroom.
8. The dog barks.



3. 1. cutting 2. running 3. flying 4. reading

18. Adverbs



1. 1. Cross the road carefully.
2. I must reach the school early today.
3. A snail crawls slowly.
4. Complete your work quickly.
5. We must not speak loudly in the hospital.
2. 1. Students must behave properly.
2. The sun is shining brightly.
3. The baby is sleeping quietly.
4. The choir girls are singing sweetly.
5. Always talk softly.



B	R	I	G	H	T	L	Y
I	R	F	E	S	U	I	A
S	L	O	W	L	Y	G	N
M	W	S	V	Z	B	H	U
N	X	T	D	E	F	T	G
O	H	P	J	K	L	L	I
S	W	E	E	T	L	Y	Q

1. Brightly
2. Slowly
3. Sweetly
4. Lightly

19. Countable and Uncountable Nouns



1. 1. I ate three ice creams today.
2. My younger brother has a pair of new shoes.
3. The Sun is behind the clouds.
4. That car is parked in the garbage.
5. We must drink a glass of milk every day.
2. 1. The children are playing.
2. These curtains are new.
3. There are biscuits in this jar.
4. The moon is bright and clear.
5. Mother served me chapati and dal for lunch.
3. 1. You must drink plenty of water.
2. The sand on the beach is soft to touch.
3. Milk is good for teeth.
4. The old man's hut caught fire.
5. The mountains in Kashmir are covered with snow.
4. 1. Your hair is neat and clean.
2. There is rice in your plate.
3. Sania is fond of playing tennis.
4. Food is tasteless without salt.
5. There are clouds in the sky.



5. **Countables** - apples, paper, cake, plate
Uncountables - grass, wheat, oil, smoke, curd

मराठी

१५. आपला परिसर - १



आपण सुरू करूया ... Let's start




* तोंडी (Oral)

- (१) हे दुकान किराणा मालाचे आहे.
- (२) दुकानात गहू, तांदूळ इत्यादी धान्यांची पोती ठेवली आहेत.
- (३) दुकानदार धान्यांचे वजन वजन काट्यावर करतात.
- (४) ह्या दुकानात धान्य, साबण, तेल, पावडर इत्यादी अनेक

* तोंडी (Oral)

- (१) मुलाच्या पाठीवर दप्तर आहे.
- (२) भिंतीवर पेनचे चित्र आहे.
- (३) मुलगा दुकानातील बाईशी बोलत आहे.
- (४) ह्या दुकानात वह्या, पुस्तके, पेन्सिली, पेन्स, पट्ट्या, खोडरबर, रंग, ब्रश इत्यादी वस्तू विकत मिळतात.



कापड दुकान

* तोंडी (Oral)

- (१) ह्या दुकानातील महिला साडी खरेदी करत आहे.
- (२) दुकानदाराच्या हातात साडी आहे.
- (३) कापड दुकानात आपण ड्रेस, शर्ट, पॅट, फ्रॉक शिवण्यासाठी कापड घेतो.

* तोंडी (Oral)

- (१) दुकानदार सायकल दुरुस्त करत आहे.
- (२) सायकल मुलीची आहे.
- (३) सायकल दुरुस्तीच्या दुकानात टायरमध्ये हवा भरणे,



सायकल दुरुस्ती

१६. आपला परिसर - २



आपण सुरू करूया ... Let's start



* तोंडी (Oral)

- (१) हे चित्र दवाखान्याचे आहे.
- (२) डॉक्टर आजारी माणसांना तपासतात.
- (३) डॉक्टरांच्या गळ्यात स्टेथोस्कोप आहे.
- (४) डॉक्टर आजारी व्यक्तींना स्टेथोस्कोपच्या मदतीने

* तोंडी (Oral)

- (१) बस ड्रायव्हर चालवतो.
- (२) तिकिटे कंडक्टर देतो.
- (३) बसेस शहरात, गावाला जातात.



* तोंडी (Oral)

- (१) हे चित्र रेल्वे स्थानकाचे आहे.
- (२) आगगाडी एकाच वेळी असंख्य माणसांची वाहतूक करते.
- (३) रेल्वे स्थानकावर खाद्य विक्री स्टॉल्स, पुस्तकांचे स्टॉल्स असतात.

* तोंडी (Oral)

- (१) मी बालभवन उद्यानाला भेट दिली आहे.
- (२) तेथे घसरगुंडी, झोपाळा आहे. खूप फुले आहेत, झाडे आहेत.
- (३) तेथे आम्ही लंगडी, पकडापकडी, क्रिकेट इत्यादी खेळ खेळलो.



१६. आपला परिसर - २

आपण सुरू करूया ... Let's start

- ★
 (१) मंगळवार (२) शुक्रवार (३) गुरुवार
 (४) सोमवार (५) बुधवार

१७. खार

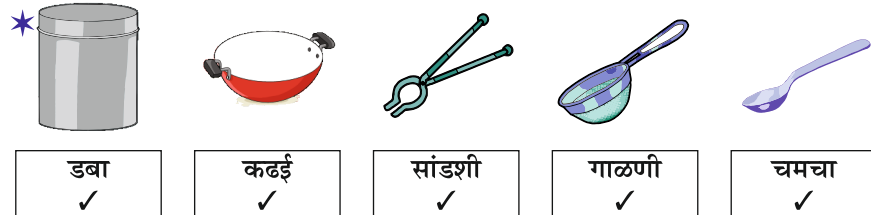
आपण प्रयत्न करूया Let's try

- ★
 (१) खारीचे शेषूट झुबकेदार असते.
 (२) खार डौलदार बसते.
 (३) खार ऐटदार उभी राहते.
 (४) खार लुकलुक बघते. खुटखुट ऐकते.
 (५) खार बसते, उभी राहते, बसते, ऐकते, पळते, चढते, पसार होते, धडपड करते.
 (६) मजेदार, झुबकेदार, डौलदार, ऐटदार.

- ★ शेपूट - झुबकेदार बसते - डौलदार उभी राहते - ऐटदार
 डोळे - लुकलुक कान - खुटखुट पळे - भरभर
 चढे - झरझर पसार - झटपट

१९. घरातील वस्तू

आपण शिकूया Let's learn



२०. ऐकूया, बोलूया

आपण प्रयत्न करूया Let's try

- ★
 (१) फ्रीजमध्ये (खाद्यपदार्थ / वस्तू) ठेवतात.
 (२) वॉशिंग मशीनमध्ये (धांदी / कपडे) धुतात.
 (३) संगणक (वीजेवर / पेट्रोलवर) चालतो.
 (४) टीव्हीवर कार्यक्रम (पाहतो / ऐकतो).
 (५) मोबाइलचा अतिवापर (चॉकला / वाईट).
 (६) सौरबंब (पाणी / बर्फ) गरम करतो.

Play Do Learn

Play – 3. Games and Competitions

3.4 Variety of Games



1. Throwing the ball, bottle bowling. These games help in building and strengthening the hand and leg muscles.




2. The different muscles being stretched are hands, neck and legs.



1. [To be done by students with teacher's help.]
2. [To be done by students with teacher's help.]

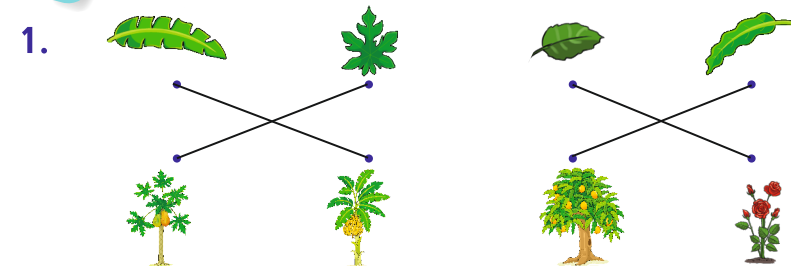
Do – 4. Optional Activities



3. Terrace gardening, pot gardening

4.

P	O	T	A	T	O	G	B	Q
E	F	M	O	Z	Y	T	E	C
R	A	D	I	S	H	B	A	A
S	Z	X	Y	H	G	X	N	B
C	A	R	R	O	T	Z	S	B
C	U	C	U	M	B	E	R	A
S	P	I	N	A	C	H	Q	G
E	E	Q	S	T	Y	Z	X	E
F	A	P	U	M	P	K	I	N
Y	S	B	R	I	N	J	A	L



2. The best time to grow saplings is during the rainy season (June - September)

1.2 Pot Cultivation



1. **Fruit Plants** - mango, guava, papaya
Climbers - money plant, grapes, peas

Medical Plants - aloe vera, neem, tulsi
Flowering Plants - marigold, jasmine, rose

- soil, pot, plant, pot, soil, water, sunlight
- Soil, sapling, pot, water can, trowel, gardening fork

Planting a sapling in a pot



1.3 Fruit Processing

- Names** - banana, pineapple, mango, tamarind, chickoo, apple
Taste - sweet, sour sweet, sweet, sour, sweet, sweet
- pickle, jelly, juice, jam

1.4 Fisheries



- Rohu and Rawas live in fresh water.
 - Pomfret, seerfish, bangda (Indian mackerel)
 - Chanos and Mullet live in brackish water.

Learn – 4. Sounds

4.1 Different Sounds



- | | | | |
|--------|--------------------------|--------|--------|
| | | | |
| been | cymbals | halagi | tarapa |
| | | | |
| chimta | dholak | flute | zither |
| | single string instrument | | |

4.3 Other Sounds



- [To be done by students with teacher's help.]

BOOK - 5

English Balbharati

Unit Three – 3.7 Let's Speak

Let's do

4. 1. This park has colourful flowers.
2. I am sorry to be late.
3. My teacher gave me a warm welcome.
4. This book has many stories.
5. 1. Teacher 2. Amey 3. Aai 4. son
5. Baba 6. grandpa 7. child

3.8 Reading Time

Let's write

- *4. 1. Nani lost her glasses.
2. The boy searched for the glasses on Nani's head, in the bathroom, inside the cupboard, on the bed, under the favourite chair and on the dining table.
3. Nani did some cooking, worked in the garden, reading and knitting the whole day.
4. The boy found the glasses wrapped in the knitting yarn.

- *5. 1. chairs 2. tables 3. beds 4. cupboards
5. clues 6. gardens 7. eyes 8. places

3.9 Writing Skill (Writing Instructions)

Let's do

- *6. 1. chair, desks, benches, dustbin, cupboard
2. violet, indigo, blue, green, yellow, orange and red.

4.1 Catch them, if you can!

Let's write




- *3. 1. Chicks in the farmyard. 2. Chicks in the pens.
3. Chicks under the chairs. 4. Chicks on the stairs.
5. Chicks on the doorstep.
4. *1. We see chicks in the farmyard, in the pens, kitchen, under the chairs, on the doorstep and on the stairs.
2. The poet of the poem is Judith Nicholls.

Let's do

5. 1. There are many chickens in the pen.
2. We have six chairs at home.
3. We cook food in the kitchen.
4. My dog steps at my doorstep.

4.2 Activity Time

Let's do

4.  chilled water  mango pulp  jaggery  salt  cumin powder

4.3. Let's Speak



- *1. 1. The girl is dancing.
2. The teacher is teaching.
3. The woman is working.
4. The man is running.
5. The woman is riding a scooter.
6. Daddy is helping in cleaning the vegetables.
7. The gardener is watering the plants.
8. The boy is painting.



2. 1. The boy is climbing the ladder.
2. Grandpa is walking in the garden.
3. The dog is chasing the cat.
4. The girl is playing with a doll.
5. Dad is talking with uncle Sam.

English Grammar

Unit Five – 20. Singular and Plural



1. 1. mouse 2. wolves 3. boxes 4. house
5. calves 6. stories 7. sheep 8. furniture
9. mango 10. men



1. 1. These are three babies.
2. I brush my teeth.
3. There are many furniture in the shop.
4. I have only one box.

21. Adjectives



1. 1. Radha is a smart girl.
2. My school has a big building.
3. An elephant is a huge animal.
4. Uncle gave me a new dress.
5. Mr. Kumar has two sons.
6. Anusha is a young engineer.
7. A hungry fox stole a piece of cheese.
8. Ms. Pandit is a good teacher.
9. Lemon is a sour fruit.
10. I wear a clean uniform to school.



1. 1. My father is a very generous man.

2. The cruel man hurt his pet dog.
3. I lifted a heavy box.
4. I have very good friends.
5. My naughty sister always teases me.

22. Comparison of Adjectives



	Positive	Comparative	Superlative
1.	thin	<u>thinner</u>	thinnest
2.	<u>clean</u>	cleaner	<u>cleanest</u>
3.	<u>hot</u>	<u>hotter</u>	hottest
4.	hard	<u>harder</u>	<u>hardest</u>
5.	little	<u>less</u>	least
6.	caring	<u>more caring</u>	most caring
7.	<u>weak</u>	<u>weaker</u>	weakest
8.	<u>active</u>	more active	<u>most active</u>
9.	<u>sweet</u>	<u>sweeter</u>	sweetest
10.	<u>charming</u>	more charming	<u>most charming</u>



2. 1. Salim is taller than Rahim.
2. Gita is the cleverest girl in our class.
3. My car is better than any other.
4. May is the hottest month of the year.
5. An ant is smaller than a bee.
6. Cotton is softer than wool.
7. Jackfruit is the biggest of all fruits.
8. I love cricket more than tennis.

9. My grandmother is the most active member of our family.
10. Her dress is more beautiful than mine.

23. Tenses



1. 1. is - simple present tense
2. will go - simple future tense
3. finished - simple past tense
4. guards - simple present tense
5. was - simple past tense
2. 1. Reema is dancing well.
2. She is reading the book.
3. Gopal will be doing his homework.
4. The dog is barking at the stranger.
5. I was writing a letter.



3. 1. The children ate their food.
Simple past tense
2. I shall meet you tomorrow.
Simple future tense
3. Mother is cooking in the kitchen.
Present continuous tense
4. The boys played football.
Simple past tense
5. The police may catch the thief.
Simple future tense

मराठी

२१. कोऽ कोऽ कोंबडा!



आपण सुरू करूया ... Let's start

★

- (१) कोंबडा करतो कोऽ कोऽ (२) चिमणी करते चिव चिव
(३) कावळा काव काव करतो. (४) पोपट मिठू मिठू बोलतो.

★

- (१) कोंबड्याचा पाय छपरावर जाऊन लंगडा झाला.
(२) चिऊताई घरट्यात झुलते.
(३) कावळ्याचा डोळा खारुवर आहे.
(४) पोपट पानात लपतो.
(५) पोपट कैरी खातो.
(६) कोंबड्याचा रंग पांढरा आणि तांबडा आहे.
(७) कावळा भोळा आहे.
(८) पोपट वटवट करतो.

२२. योग्य काय ?



आपण सुरू करूया ... Let's start

★



२२ (अ). शरीराचे अवयव



चला आपण करूया Let's do

१.



कान



डोळा



नाक



ओठ



हात



पाय

२४. कोण ? कसे ?

आपण सुरु करूया ... Let's start



आपण प्रयत्न करूया Let's try


- * फळा - दूर दप्तर - जवळ डस्टर - दूर
तक्ता - दूर वही - जवळ
- * आकाश - दूर माती - दूर अंगण - जवळ
स्वयंपाकघर - जवळ

Play Do Learn

Play - 4. Skill Based Activities

4.1 Gymnastics

Let's start



4.2 Athletic Games

Let's start


- * [To be done by students with teacher's help.]

4.4 Human Pyramids

In India, during Gokulashtami we see a human pyramid.

Do – 4. Optional Activities

2.1 Production of Cloth



2.2 Basic Stitching



- *1. cotton, silk, georgette, chiffon, satin, denim, velvet, nylon.

2.4 Coir Work



1. The leaves of coconut tree are called fronds.
2. Another name for coconut tree is palm tree.
3. 60 to 80 coconuts in a year.

4.1 Gymnastics



1. [To be done by students with teacher's help.]
2. It's used to make paper, furniture, construction work, decorations food, fence and musical instruments.

3.3 Plantation of Flowering Plants and Ornamental Plants



Flowers with fragrance - Rose, Champa, Jasmine, Mogra, Lily
Flowers without fragrance - Hibiscus, Marigold, Aboli, Chrysanthemum, Perwinkle

2. **Red** - Rose, hibiscus, poppy
Yellow - Sunflower, daffodil, marigold
White - mogra, jasmine, daisy
Pink - lotus, zinnia, gladiolus.

(C) Other Areas

Agro based Occupations

*1.

A	B	G	C	D	E	O
F	G	H	O	Z	L	X
H	E	N	W	A	J	K
L	M	N	F	O	T	P
Q	R	F	B	E	A	R
S	U	D	E	E	R	T
B	R	A	B	B	I	T

Learn – 5. Dance

5.1 Different Type of Movements



2. 1. d 2. a 3. e 4. c 5. b

5.2 Walk



- 1.
- | | | | | | |
|--|---------------------|-------------------------------------|--|----------------|-------------------------------------|
| | Horse trot | <input checked="" type="checkbox"/> | | Straight walk | <input type="checkbox"/> |
| | Duck walk | <input type="checkbox"/> | | Soldiers march | <input checked="" type="checkbox"/> |
| | Hurried walk | <input checked="" type="checkbox"/> | | Smart walk | <input checked="" type="checkbox"/> |
| | Leisure walk | <input type="checkbox"/> | | Camel walk | <input type="checkbox"/> |
| | Fast walk | <input type="checkbox"/> | | | |
| | Slow leisurely walk | <input checked="" type="checkbox"/> | | | |

5.3 Greeting Gestures



2. Praying, welcome, respect

BOOK - 6

English Balbharati

Unit Four – 4.4. Story Time - What Do You See?

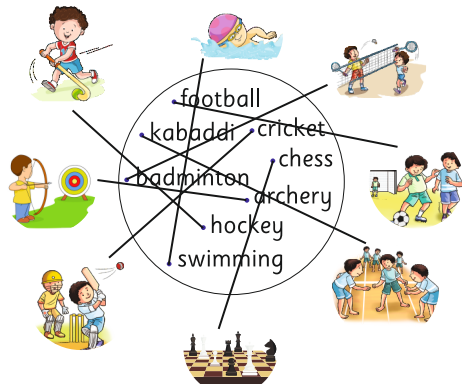


- *3. 1. Dronacharya was a great teacher.
 2. Arjun and his cousins were being trained in archery and warcraft.
 3. Dronacharya asked the students to hit the eye of the wooden bird with bow and arrow.
 4. Dronacharya did not let Bheem and Yudhishtir shoot the wooden bird as they did not answer correctly.
 5. Arjun could see only the eye of the wooden bird.
- *4. 1. Arjun and Dronacharya
 2. Archery
 3. Bow and arrow
 4. Tree, sky and sun
- *5. 1. Bheem said to Dronacharya.
 2. Dronacharya said to Yudhishtir.
 3. Arjun said to Dronacharya.



- *6. 1. archery 2. bow 3. arrow
 4. shoot 5. wooden 6. branch

*7.



*8. [To be done by students with teacher's help.]

*9. Deepika Kumari was born in Ranchi, Jharkhand, India. She is one of the leading Indian archers at the international level. She has won many awards. She was awarded with the Arjuna Award and the Padma Shri.

Sem Two – 4.5 Language Study (Position Words)



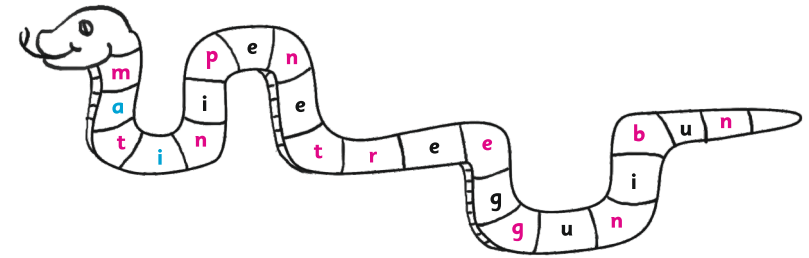
- *3. 1. The peacock is sitting on the tree.
 2. The man is standing near the car.
 3. There is water in the jar.
 4. The car is parked near the tree.
 5. The rabbit is hiding behind the tree.



*4. [To be done by students with teacher's help.]

- *5. 1. No 2. Yes 3. No 4. Yes
 5. Yes 6. No 7. No

*6.



mat, tin, pin, pen, net, tree, egg, gun, bin, bun

4.6 My Telescope



3. *1. I see the stars in the sky.
 2. The poet of the poem 'My Telescope' is Tony Bradman.



4. 1. near 2. right 3. begin
 5. 1. by 2. end 3. far

4.7 Let's Speak



- *1. 1. Yes, I go to a park 2. I play with a ball.
 3. Yes, I buy an ice-cream. 4. Yes, I can ride a bicycle.
 5. Yes, I like to walk on the lawn.
 6. Yes, I like to play on the see-saw.



2. This is a fair. There are sweets, balloons, ice-cream and toys sold. There is a girl who brought four balloons. There is a big giant wheel. A boy is buying sweets. Two boys are buying ice-cream.

4.8 Reading Time



- *1. park, trees, monkey, flowers, butterflies, balloon, swing, slide, see-saw, dog
2. birthday, cake, singing, trumpet, gift, balloons, monkey, Happy Birthday

4.9 Writing Skill



- *1. [To be done by students with teacher's help.]
- *2. My classroom is on the second floor. There is one door and four windows. There are forty desks and benches. There is a table and chair for my teacher. There are forty students in my class. There is a blackboard and a projector. My classroom is neat and clean.
3. [To be done by students with teacher's help.]

English Grammar

Unit Six – 20. Opposites



1. 1. full 2. easy 3. spent 4. poor
5. female 6. heavy 7. stale 8. false
9. written 10. wide
2. 1. It is safe to walk on the footpath.
2. These dresses are very cheap.
3. The bottle is on the bottom shelf.
4. The baker will close his shop.
5. Crop do not grow on barren land.
6. We cannot cut with a blunt knife.
7. I have lost my pen.



4. 1. happy - sad 2. appear - disappear
3. behave - misbehave 4. vacant - occupied
5. painful - painless 6. faithful - unfaithful
7. strong - weak 8. ripe - raw
9. hero - villain 10. giant - dwarf

21. Preposition



1. 1. Fish live in the water.
2. The sky is above us.
3. We are going to Delhi tomorrow.

4. The books are on the table.
5. Monday comes after Sunday.
6. Someone is knocking at the door.
7. The car is hiding behind the wall.
8. The lion is resting under the tree.



2.

A		B
1. He is not coming to school	behind	the bushes
2. She attended the function	since	her parents
3. A traveller was passing	by	Monday
4. The rabbit is hiding	with	the Taj Mahal

1. He is not coming to school since Monday.
 2. She attended the function with her parents.
 3. A traveller was passing by the Taj Mahal.
 4. The rabbit is hiding behind the bushes.
- 3.
1. There was a conversation between the teacher and principal.
 2. The cat ran after the mouse.
 3. We hid behind the tree while playing.
 4. There was a rooster upon the roof.
 5. He admired nature from morning till down.

22. Conjunctions



2. 1. I went to the doctor because I was sick.

2. Sunday and Monday are the names of the days of the week.
3. Study well or you will fail.
4. He is poor but honest.
5. The weather becomes cool as we go up the mountains.



- 2.
1. The furniture in the room consisted of a chair and a table.
 2. It was hot therefore she wore a cotton frock.
 3. You have a toothache because your teeth are not healthy.
 4. Ganpat is better badminton player than Sampat.
 5. I must hurry up or I will miss my bus.
- 3.
1. Ram was playing while I was studying.
 2. The bun is sweeter than the bread.
 3. I went to bed early as I had to wake up early.
 4. We reached late because of the heavy traffic.
 5. Ali and Soham are best friends.

23. Interjections



- | | | | |
|--------------|----------|--------|---------|
| 1. 1. Hurrah | 2. Alas | 3. Hey | 4. Oh |
| 5. Ah | 6. Bravo | 7. Wow | 8. Hush |

25. Comprehension

1. A wild life sanctuary is a place where we see all sorts of birds and animals.
 2. The birds fly away from northern Europe and Russia to warmer places in winter.
 3. When birds move from one place to another at certain times of the year. This movement is called migration.
 4. The winters are not very long and not very cold.
 5. Countries where the winters are long and cold, many animals spend the winter by going to sleep. This long winter sleep is called hibernation.
2.
 1. The old woman lived in a small village in South India.
 2. Birds had built their nests in the big trees that grew around the hut.
 3. The old woman prepared kheer for the sparrow one day.
 4. The greedy sparrow could not resist the temptation and put his beak into the hot kheer.
 5. Be patient, not be greedy.

26. Informal Letter

2. B-404, Aarti Apartments,
Church Road, Andheri,
Mumbai 400059.
28th September, 2019.

Dear Prem,

It has been a while since I have heard from you.
How have you been?

I want to first say sorry to you for not wishing you on your birthday. But I have a good reason for this, because I was busy with my exams. Anyways wishing you a very happy belated birthday. I am sure you had a great day.

Please give my regards to your parents. Hope to see you soon.

Yours lovingly friend,
Raj

27. Picture Composition

1. This is a picture of a hospital. Hospital is a place where people go when they are sick or injured. Here the patients are lying on the bed. There is a doctor checking a sick girl. The nurse is keeping a health record. There is a boy who has fractured his hand and leg and his sister is sitting beside him. There are ward boys to help the patients. There is an ambulance outside the hospital.

2. This is a birthday party of a girl. There is a big chocolate cake, sweets and jelly. Mother is serving juice. Father is giving the party caps. Friends are wishing and giving gifts. The place is decorated with a lot of balloons. All the children are enjoying the birthday party.

मराठी

२६. सारखे काय ?



चला आपण करूया Let's do

* ल	- सूण - लसूण	ल	- कर - लवकर
आ	- काश - आकाश	आ	- रसा - आरसा
क	- चरा - कचरा	क	- मळ - कमळ
मा	- सा - मासा	मा	- न - मान


२७. माझे शब्दभांडार



चला आपण करूया Let's do



कुं	द	जा	मो	ज	प	ट्टी	ल
च	जा	रा	पा	ना	बु	टो	खो
ये	टो	क	यं	त्र	वा	स	ड
तां	ग	का	आ	सृ	ला	ल	र
कुं	च	ला	मो	ज	प	स	ब
च	जा	रा	पा	ना	बु	टो	र
ये	हू	ळा	पे	न्सी	ल	स	डु
तां	ग	ख	डू	सृ	कं	पा	स





आपण सुरू करूया ... Let's start

- ★
- (२) मला कबड्डी हा खेळ खेळता येतो. मला खो-खो हा खेळ खेळता येतो.
मला लगोरी हा खेळ खेळता येतो.
- (३) मी बदक हा पक्षी पाहिला नाही. मी कबुतर हा पक्षी पाहिला नाही.
मी कोंबडा हा पक्षी पाहिला नाही. मी बगळा हा पक्षी पाहिला नाही.
- (४) मला बगळा हा पक्षी आवडतो. मला चिमणी हा पक्षी आवडतो.
मला मोर हा पक्षी आवडतो. मला पोपट हा पक्षी आवडतो.
मला कावळा हा पक्षी आवडतो. मला हत्ती हा प्राणी आवडतो.
- (५) मला उंट हा प्राणी आवडतो. मला म्हैस हा प्राणी आवडतो.
मला घोडा हा प्राणी आवडतो. मला वाघ हा प्राणी आवडतो.
मला सिंह हा प्राणी आवडतो. मला उंदीर हा प्राणी आवडतो.
मला गाय हा प्राणी आवडतो. मी मेथी ही पालेभाजी खाल्ली.
- (६) मी पालक ही पालेभाजी खाल्ली. मी चाकवत ही पालेभाजी खाल्ली.
मी शेंपू ही पालेभाजी खाल्ली. मला बस हे वाहन आवडते.
- (७) मला रिक्षा हे वाहन आवडते. मला सायकल हे वाहन आवडते.
मला ट्रक हे वाहन आवडते. मला कार हे वाहन आवडते.
- (८) मी चेंडू फेकतो. मी पतंग उडवतो.
मी भोवरा फिरवतो. मी फुगा फुगवतो.
- ★
- (१) मी पायाने चालते. / चालतो.
(२) मी नाकाने सुगंध घेते. / घेतो.
(३) मी डोळ्याने पाहते. / पाहतो.
(४) मी हाताने वस्तू उचलते. / उचलतो.

5.1 Warm up Exercises



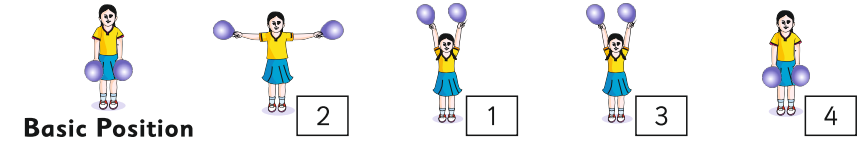
Let's do

1. We should warm up for 5 to 10 minutes.
2. It helps our body to prepare for exercises and prevents injury.

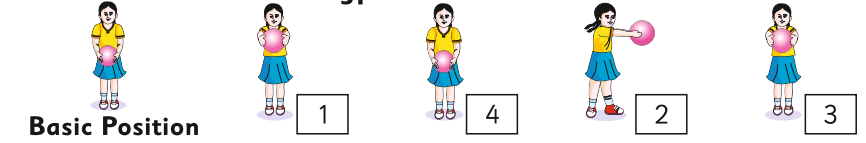
5.3 Rhythmic Exercises

★1.

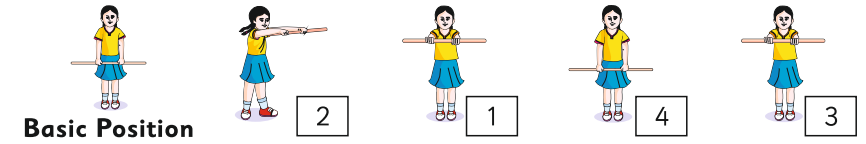
Type - 1 Balloon Drill



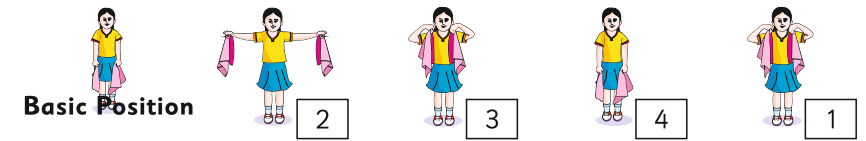
Type - 2 Ball Drill



Type - 3 Stick Drill



Type - 4 Handkerchief Drill



5.4 Different Body Postures



2. Yoga develops concentration. Yoga enhances confidence. Yoga teaches to be disciplined. Yoga improves immunity.

Do – 5. Area of Technology

Introduction to Computers










1. I see people crossing at the zebra crossing, traffic light, cars, buses and rickshaw.
2. Red light

Learn – 6. Drama

6.2 Voice Modulation



1.  Soft Low Loud
2.  Soft Low Loud
3.  Soft Low Loud
4.  Soft Low Loud
5.  Soft Low Loud
6.  Soft Low Loud
7.  Soft Low Loud

6.3 Group Presentation



1. [To be done by students with teacher's help.]